

**STATISTICAL SUMMARY OF
ADULT FELONY SENTENCING
FISCAL YEAR 2019**



**State of Washington
Caseload Forecast Council
P.O. Box 40962
Olympia, WA 98504-0962**

**(360) 664-9380
www.cfc.wa.gov**

December 2019

State of Washington

Caseload Forecast Council

Sen. Derek Stanford, Chair
Washington State Senator

David Schumacher, Vice Chair
Director,
Office of Financial Management

Rep. Steve Bergquist
Washington State Representative

Sen. John Braun
Washington State Senator

Cheryl Strange
Secretary,
Department of Social and Health Services

Rep. Drew Stokesbary
Washington State Representative

Council Staff

Elaine Deschamps, PhD
Executive Director

Kathleen Turnbow
Confidential Secretary

Erik Cornellier, JD, MPA
Deputy Director

Gongwei Chen, PhD
Senior Forecaster

Paula Moore, MPA
Senior Forecaster

Erik Sund, MPA
Senior Forecaster

Shidong Zhang, PhD
Senior Forecaster

Van Nguyen
Research Analyst

Duc Luu
Database and Sentencing
Administration Manager

Jennifer Jones
Research Analyst

Clela Steelhammer
Senior Criminal Justice Policy Analyst

TABLE OF CONTENTS

| | |
|--------------------------------|-----|
| PREFACE | vii |
| EXECUTIVE SUMMARY | x |

AVERAGE SENTENCE LENGTHS

| | |
|--|----|
| Table 1A. Average Sentence Length by Crime Type | 11 |
| Table 1B. Average Sentence Length by Forecasting Crime Type | 12 |
| Table 1C. Racial Distribution and Sentence Type by Forecasting Crime Type (New)..... | 13 |
| Table 2. Average Sentence Length Imposed by Offense..... | 14 |

NUMBER OF SENTENCES

| | |
|---|----|
| Table 3A. Sentencing Grid Frequencies | 25 |
| Table 3B. Drug Sentencing Grid Frequencies | 26 |
| Table 4. Number of Sentences for Violent and Nonviolent Offenses by Facility Type and County | 27 |
| Table 5. Percentage of Sentences for Violent and Nonviolent Offenses by Facility Type and County | 28 |
| Table 6. VUCSA Dealing and Non-dealing Sentences by County..... | 29 |
| Table 7. Sentences with a Deadly Weapon Finding | 30 |
| Table 8. Sentences with a Sexual Motivation Finding..... | 31 |
| Table 9. Type of Verdict Imposed by Crime Type..... | 32 |

SENTENCE DEPARTURES

| | |
|--|----|
| Table 10. Sentence Departures by Type and Direction | 33 |
| Table 11. Sentence Departures by Type and Offense | 34 |
| Table 12. Length of Sentence Relative to Standard Range..... | 47 |

PERSISTENT OFFENDERS

| | |
|--|----|
| Table 13. Average Sentence of "Most Serious Offenders" by County | 56 |
| Table 14A. "Persistent Offender" Sentences by County | 57 |
| Table 14B. Details in Persistent Offenders' Sentences FY2019 | 58 |

EXCEPTIONAL SENTENCES

| | |
|--|----|
| Table 15. Mitigated Exceptional Sentence Reasons | 63 |
| Table 16. Aggravated Exceptional Sentence Reasons | 64 |
| Table 17. Within Standard Range Exceptional Sentence Reasons | 65 |

SEX OFFENDER SENTENCING UNDER RCW 9.94A.507

| | |
|--|----|
| Table 18. "Determinate Plus" Sex Offense Sentences by County | 67 |
| Table 19. Sentences with Domestic Violence by County | 68 |
| Table 20. Age of Offenders by County..... | 69 |
| Table 21. Sentences with Prior Juvenile Conviction by County..... | 70 |
| Table 22. Crimes Against Person by County..... | 71 |
| Table 23. Sentences of Juvenile Declined to Adult Court..... | 72 |

SENTENCING TRENDS FROM FY2005 TO FY2019

| | | |
|---------|--|----|
| Graphs. | Total Felony Judgement and Sentences..... | 74 |
| | Average Sentence Length..... | 74 |
| | Distribution of Crime Categories (FY2010-FY2019)..... | 75 |
| | Ratio of Prison Sentences to All Felony Sentences..... | 76 |
| | Percentage of Violent Sentences in Jail and in Prison..... | 76 |
| | Sentences by Crime Categories..... | 77 |
| | Sentences with First-Time Offender Waiver..... | 78 |
| | Persistent Offenders' Sentences..... | 78 |
| | Violation of the Uniform Controlled Substance Act (VUCSA)..... | 79 |
| | Alternatives Sentences..... | 79 |
| | Sentences with Exceptional Reasons..... | 80 |
| | Ratio of Sentences with Exceptional Reasons to All Sentences..... | 80 |
| | Crimes Committed by Months – FY2019..... | 81 |
| | Crime Distributions in Each County – FY2019..... | 82 |
| | Race Distribution in Each Crime Categories - FY2019..... | 83 |
| | Percentages of Major Crimes in Each Race – FY2019..... | 84 |
| | Where-In-The-Range by County – FY2019 (Murder 1, Murder 2, Manslaughter, Failure to Register as Sex Offenders, Property, Robbery, Sex, Drug, Other Felonies) | 85 |

APPENDICES

| | |
|---|-----|
| Appendix A. Adult Felony Sentencing Grid..... | 95 |
| Appendix B. Offenses Included Within Each Seriousness Level..... | 96 |
| Appendix C. Drug Offense Sentencing Grid..... | 106 |
| Appendix D. Drug Offenses Included Within Each Seriousness Level..... | 107 |

PREFACE

This report summarizes the 24,257 Washington State adult felony sentences imposed from July 1, 2018 through June 30, 2019 (Fiscal Year 2019). The tables in this report were generated from the Council's database, which includes data on all Sentencing Reform Act (SRA) offenders sentenced during Fiscal Year 2019.

Washington State Sentencing Guidelines

Washington is a presumptive sentencing guidelines state. Under the Washington Law¹, offenders convicted of felonies are sentenced to a determinate term of confinement within a presumptive standard range unless a sentencing alternative or exceptional sentence outside the standard range is imposed. The 24,257 sentences imposed in FY2019 represent a 3.6 percent decrease from 25,171 sentences in FY2018.

Presumptive Standard Range Sentences

The majority of Washington felony sentences are within the “standard range.” The appropriate presumptive range is determined by reference to the seriousness of the current offense, the number and type of the offender’s prior offenses and other current offenses. In FY2019, most of the felony sentences (79.6 percent) were within the standard range.

The presumptive standard range may be increased by sentence enhancements. The legislature has created sentence enhancements for felony traffic crimes involving intoxication, crimes involving a deadly weapon, and certain drug-related crimes.

Standard range sentences are not appealable.

Sentencing Alternatives

Several alternatives to standard range sentences are available for some offenders. In FY2019, 17.8 percent of sentences were ordered using alternatives to the standard range.

- The First-time Offender Waiver (FTOW) is available for non-violent first time felony offenders, who have not committed sex and drug offenses, in which the standard range sentence may be waived. Using this alternative, a sentencing judge imposing an FTOW waives the standard range sentence and as an alternative imposes up to 90 days in jail, up to twelve months or six months of community supervision, and several other non-offense related conditions, such as community based treatment.
- The Special Sex Offender Sentencing Alternative (SSOSA) is available for the sentencing of sex offenders with no prior felony sex convictions. The alternative is limited to sex offenders whose current offenses do not include a serious violent offense with a sexual motivation

¹ Sentencing Reform Act (SRA) of 1981, as amended, RCW 9.94A *et seq.*

finding: Rape 1, Attempted Rape 1, or Rape 2. Offenders must also have a current offense and criminal history that permits the court to impose a standard range sentence of less than eleven years confinement.

A person sentenced under SSOSA receives a suspended sentence within the standard range, a jail term of up to twelve months, and conditions of the sentence that may include inpatient and/or outpatient treatment.

- The Drug Offender Sentencing Alternative (DOSA) is available for certain chemically dependent offenders. This alternative permits departure from standard range sentencing and results in a reduction of confinement time for eligible offenders combined with intensive treatment.

An offender is eligible for a DOSA alternative if:

- The maximum of the standard sentence range for the current offense is greater than one year,
- The current offense is not a violent offense, not a sex offense, does not have a weapon enhancement, not a felony driving while under the influence of intoxicating liquor or any drug under RCW 46.61.502(6), not a felony physical control of a vehicle while under the influence of intoxicating liquor or any drug under RCW 46.61.504(6),
- If the current offense constitutes a violation under the Uniform Controlled Substance Act, the court must determine that the offense involved a small quantity of the controlled substance,
- No prior sex offenses,
- No prior violent offenses within ten years of the current offense.

There are two DOSA options available to the court for eligible offenders, depending on the length of the offender's standard range:

- i. Prison-based DOSA alternative: The court may impose a prison-based DOSA sentence on any eligible offender consisting of a period of total confinement in a state facility for one-half the midpoint of the standard sentence range or twelve months, whichever is greater and one-half the midpoint of the standard sentence range as a term of community custody, which must include appropriate substance abuse treatment in a program that has been approved by the Division of Behavioral Health and Recovery within the Department of Social and Health Services.
 - ii. Residential DOSA alternative: If the midpoint of the standard range is twenty-four months or less, the court may impose a residential DOSA sentence consisting of a term of community custody equal to one-half the midpoint of the standard sentence range or two years, whichever is greater, conditioned on the offender entering and remaining in residential chemical dependency treatment certified under chapter 70.96A RCW for a period set by the court between three and six months.
- The Parenting Sentencing Alternative (or Family Offender Sentencing Alternative) is available for the sentencing of an offender who has physical custody of his or her minor child

or is a legal guardian or custodian with physical custody of a child under the age of eighteen at the time of the current offense.

An offender is eligible if the high end of the standard sentence range for the current offense is greater than one year, and the offender:

- has no prior or current conviction for a felony sex offense or violent offense,
- has not been found by the United States attorney general to be subject to a deportation detainer or order and does not become subject to a deportation order during the period of the sentence; and
- signs release of information waivers required to allow information regarding current or prior child welfare cases to be shared with the department and the court.

Under this alternative, the sentencing judge may waive imposition of a sentence within the standard range and impose a sentence consisting of twelve months of community custody.

Exceptional Sentences

Finally, the court may order an “exceptional” sentence that is outside the standard range of confinement or includes conditions not allowed as part of a standard range sentence when either substantial and compelling aggravating or mitigating factors exist. 7.1 percent (1,732) of felony sentences in FY2019 were exceptional sentences, an increase from 6.7 percent (1,691) in FY2018.

Exceptional sentences are more likely (68.1 percent) to reduce the term of confinement to below the standard range than to increase it above the range (18.8 percent).

A small number of “within the range” exceptional sentences are ordered each year, typically to require community supervision beyond the amount allowed under the standard range or to require treatment in situations where such treatment may not be required as part of a standard range sentence. 13.2 percent (228) of FY2019 exceptional sentences fell within the standard sentence range, a decrease from 18% in FY2018.

Exceptional sentences may be appealed by the defense or by the prosecution and defendants have a right to a jury trial on aggravating factors.

Comments or questions may be directed to the Council at:

Duc Luu
Caseload Forecast Council
P.O. Box 40962
Olympia, WA 98504-0962

(360) 664-9377
Duc.Luu@cfc.wa.gov

EXECUTIVE SUMMARY²

- In FY19, the total number of felony sentences imposed in Washington decreased 3.6%, from 25,171 sentences in FY18 to 24,257 sentences in FY19.
- Changes in the rate and number of sentences imposed between FY18 and FY19 are summarized as follows:

| | |
|--|--|
| -9.5 % Robbery (from 518 to 469) | -6.6 % Drug (from 7,240 to 6,764) |
| -8.1 % Property (from 8,607 to 7,914) | +1.0 % Manslaughter (from 96 to 97) |
| +2.1 % Assault (from 4,790 to 4,892) | +13.6 % Murder (from 110 to 125) |
| +6.0% Sex (from 1,035 to 1,097) | +2.9% Other Felony (from 2,558 to 2,632) |
| +23.0% Failure to Register as Sex Offender (from 217 to 267) | |
- In FY19, 8 offenders were sentenced to life in prison as persistent offenders under the “three strikes” provision of RCW 9.94A.030 (37)(a). In addition, 2 sex offenders were sentenced to life in prison under the “two-strike” provision of RCW 9.94A.30 (37)(b). The 10 new persistent offender sentences imposed in FY19 resulted in an increase of 25% from the 8 sentences in FY18.
- The percentage of felony sentences that resulted in a prison sentence decreased slightly from 36.5% in FY18 to 36.2% in FY19.
- The average prison sentence in FY19 was 40.9 months, up from 40.1 months in FY18. The average jail sentence length in FY19 was unchanged at 3.1 months. Overall, the average sentence length of all felony sentences increased from 16.4 months in FY18 to 16.5 months in FY19.
- In FY19, the number of sentences imposed for Violations of the Uniform Controlled Substances Act (VUCSA) decreased by 6.6% from the previous year. The number of sentences for “dealing” offenses decreased by 10.8% and the number of sentences for “non-dealing” offenses decreased by 5.8%.
- The number of First-time Offender Waivers (FTOW) granted decreased from 1,689 in FY18 to 1,623 in FY19, a 3.9% decrease. Approximately 52.7% of FTOWs were below the standard range minimum, and 46.8% were within the standard range.
- The number of Special Sex Offender Sentencing Alternative (SSOSA) sentences imposed by the court decreased from 80 in FY18 to 68 in FY19, a 15.0% decrease.
- The number of Drug Offender Sentencing Alternative (DOSA) sentences imposed by the court decreased from 2,574 sentences in FY18 to 2,554 in FY19, a decrease of 0.8%. Among 2,554 DOSA sentences, there were 1,522 Prison-based DOSA sentences and 1,032 Residential DOSA sentences.

² The numbers of sentences referenced in this report are as of November 25, 2019. These are subject to change as missing sentencing data becomes available.

Table 1A. Average Sentence Length by Crime Type Fiscal Year 2019

(comparable to Table 1 in reports from FY2008 to FY2018)

| CATEGORY | PRISON SENTENCE | | JAIL SENTENCE | | OTHER SENTENCE | TOTAL |
|-------------------------------------|-----------------|-------------|---------------|------------|----------------|---------------|
| | Number | Months | Number | Months | Number | Number |
| Assault | 2,044 | 41.8 | 2,639 | 4.1 | 207 | 4,890 |
| Assault [Life] | 2 | Life | 0 | n.a. | 0 | 2 |
| Drug | 1,611 | 27.0 | 4,406 | 2.5 | 747 | 6,764 |
| Failure To Register As Sex Offender | 21 | 20.4 | 229 | 2.4 | 17 | 267 |
| Manslaughter | 93 | 86.4 | 4 | 6.5 | 0 | 97 |
| Murder 1 | 56 | 388.0 | 0 | n.a. | 0 | 56 |
| Murder 1 [Life] | 9 | Life | 0 | n.a. | 0 | 9 |
| Murder 2 | 60 | 250.6 | 0 | n.a. | 0 | 60 |
| Other Felony | 748 | 26.4 | 1,745 | 3.0 | 139 | 2,632 |
| Property | 2,915 | 29.7 | 4,295 | 2.8 | 703 | 7,913 |
| Property [Life] | 1 | Life | 0 | n.a. | 0 | 1 |
| Robbery | 343 | 55.6 | 122 | 6.2 | 2 | 467 |
| Robbery [Life] | 2 | Life | 0 | n.a. | 0 | 2 |
| Sex | 876 | 67.0 | 213 | 6.7 | 5 | 1,094 |
| Sex [Life] | 3 | Life | 0 | n.a. | 0 | 3 |
| TOTAL | 8,784 | 40.9 | 13,653 | 3.1 | 1,820 | 24,257 |
| Percentage | 36.2% | | 56.3% | | 7.5% | 100.0% |

NOTE 1: Calculations of average sentence length exclude life/death sentences.

NOTE 2: The above categories are those used by the Caseload Forecast Council for analytical purposes and are not identical to classifications under the Sentencing Reform Act. For example, the sex categories include pornography and prostitution offenses, which are not classified as sex offenses per se under the Sentencing Reform Act.

NOTE 3: The data reported above for the categories of "assault" and "other" are not comparable to reports prior to FY02. In FY02 the crime categories were revised to more closely match those used by the Department of Corrections and the Caseload Forecast Council. A number of crimes previously reported in the category "other" were re-categorized under "assault".

NOTE 4: The category "Sex" is not comparable to reports prior to FY08 because that category now includes offenses in any forecasting category that were committed with sexual motivation, subsequent offenses of Failure to Register as Sex Offenders, and excludes the offenses of First-Time Failure to Register as Sex Offenders.

NOTE 5: Other sentence includes non-confinement sentences such as residential drug offender sentencing alternative.

**Table 1B. Average Sentence Length by Forecasting Crime Type
Fiscal Year 2019**

| FORECASTING CATEGORY | PRISON SENTENCE | | JAIL SENTENCE | | OTHER SENTENCE | TOTAL |
|-------------------------------------|-----------------|-------------|---------------|------------|----------------|---------------|
| | Number | Months | Number | Months | Number | Number |
| Assault | 2,064 | 41.9 | 2,640 | 4.1 | 208 | 4,912 |
| Assault [Life] | 2 | Life | 0 | n.a. | 0 | 2 |
| Drug | 1,612 | 27.1 | 4,406 | 2.5 | 747 | 6,765 |
| Failure To Register As Sex Offender | 21 | 20.4 | 229 | 2.4 | 17 | 267 |
| Manslaughter | 93 | 86.4 | 4 | 6.5 | 0 | 97 |
| Murder 1 | 56 | 388.0 | 0 | n.a. | 0 | 56 |
| Murder 1 [Life] | 9 | Life | 0 | n.a. | 0 | 9 |
| Murder 2 | 60 | 250.6 | 0 | n.a. | 0 | 60 |
| Other Felony | 754 | 26.4 | 1,745 | 3.0 | 139 | 2,638 |
| Property | 2,916 | 29.7 | 4,295 | 2.8 | 703 | 7,914 |
| Property [Life] | 1 | Life | 0 | n.a. | 0 | 1 |
| Robbery | 344 | 55.5 | 122 | 6.2 | 2 | 468 |
| Robbery [Life] | 2 | Life | 0 | n.a. | 0 | 2 |
| Sex | 847 | 67.4 | 212 | 6.7 | 4 | 1,063 |
| Sex [Life] | 3 | Life | 0 | n.a. | 0 | 3 |
| TOTAL | 8,784 | 40.9 | 13,653 | 3.1 | 1,820 | 24,257 |
| Percentage | 36.2% | | 56.3% | | 7.5% | 100.0% |

NOTE 1: Calculations of average sentence length exclude life/death sentences.

NOTE 2: The above categories are those used by the Caseload Forecast Council for analytical purposes and are not identical to classifications under the Sentencing Reform Act. For example, the sex categories include pornography and prostitution offenses, which are not classified as sex offenses per se under the Sentencing Reform Act.

NOTE 3: The category "Sex" does not include offenses in any forecasting category that were committed with sexual motivation, and excludes the offenses of Failure to Register as Sex Offenders.

NOTE 4: Other sentence includes non-confinement sentences such as residential drug offender sentencing alternative.

Table 1C. Racial Distribution and Sentence Type by Forecasting Crime Type
Fiscal Year 2019
(New since FY2014)

| FORECASTING CATEGORY | PRISON SENTENCE | | | | | | JAIL SENTENCE | | | | | | OTHER SENTENCE | | | | | | TOTAL |
|--|-----------------|------------|--------------|------------|------------|-----------|---------------|------------|--------------|--------------|------------|-----------|----------------|-----------|--------------|------------|-----------|-----------|---------------|
| | AF | AP | CA | HI | NA | UK | AF | AP | CA | HI | NA | UK | AF | AP | CA | HI | NA | UK | |
| Assault | 433 | 54 | 1,285 | 223 | 61 | 8 | 461 | 89 | 1,703 | 272 | 88 | 26 | 41 | 8 | 143 | 12 | 4 | - | 4,912 |
| Assault [Life] | 1 | - | - | 1 | - | - | - | - | - | - | - | - | - | - | - | - | - | - | 2 |
| Drug | 159 | 44 | 1,236 | 141 | 32 | - | 346 | 109 | 3,472 | 310 | 154 | 15 | 79 | 12 | 578 | 66 | 12 | - | 6,765 |
| Failure To Register As Sex Offender | 7 | 1 | 13 | - | - | - | 36 | 3 | 167 | 15 | 7 | 1 | 5 | 1 | 9 | 1 | 1 | - | 267 |
| Manslaughter | 15 | 10 | 59 | 5 | 4 | - | 2 | - | 1 | 1 | - | - | - | - | - | - | - | - | 97 |
| Murder 1 | 12 | - | 33 | 8 | 3 | - | - | - | - | - | - | - | - | - | - | - | - | - | 56 |
| Murder 1 [Life] | 1 | - | 6 | 1 | 1 | - | - | - | - | - | - | - | - | - | - | - | - | - | 9 |
| Murder 2 | 8 | 2 | 41 | 9 | - | - | - | - | - | - | - | - | - | - | - | - | - | - | 60 |
| Other Felony | 116 | 15 | 515 | 77 | 29 | 2 | 223 | 53 | 1,258 | 144 | 66 | 1 | 18 | 8 | 103 | 5 | 5 | - | 2,638 |
| Property | 314 | 83 | 2,311 | 134 | 73 | 1 | 472 | 170 | 3,164 | 319 | 151 | 18 | 70 | 20 | 561 | 28 | 16 | 6 | 7,914 |
| Property [Life] | - | - | 1 | - | - | - | - | - | - | - | - | - | - | - | - | - | - | - | 1 |
| Robbery | 103 | 15 | 181 | 27 | 18 | - | 23 | 12 | 71 | 8 | 6 | 2 | 1 | - | 1 | - | - | - | 468 |
| Robbery [Life] | 2 | - | - | - | - | - | - | - | - | - | - | - | - | - | - | - | - | - | 2 |
| Sex | 84 | 28 | 616 | 83 | 27 | 9 | 20 | 11 | 156 | 19 | 4 | 2 | - | - | 3 | - | - | 1 | 1,063 |
| Sex [Life] | - | 1 | 2 | - | - | - | - | - | - | - | - | - | - | - | - | - | - | - | 3 |
| TOTAL | 1,255 | 253 | 6,299 | 709 | 248 | 20 | 1,583 | 447 | 9,992 | 1,088 | 476 | 65 | 214 | 49 | 1,398 | 112 | 38 | 7 | 24,257 |
| RACIAL PERCENTAGE IN EACH SENTENCE TYPE | 14% | 3% | 72% | 8% | 3% | 0% | 12% | 3% | 73% | 8% | 3% | 0% | 12% | 3% | 77% | 6% | 2% | 0% | |

AF: African American; AP: Asian/Pacific Islander; CA: Caucasian; HI: Hispanic; NA: Native American; UK: Unknown

NOTE 1: The above categories are those used by the Caseload Forecast Council for analytical purposes and are not identical to classifications under the Sentencing Reform Act. For example, the sex categories include pornography and prostitution offenses, which are not classified as sex offenses per se under the Sentencing Reform Act.

NOTE 2: The category "Sex" does not include offenses in any forecasting category that were committed with sexual motivation, and excludes the offenses of Failure to Register as Sex Offenders.

NOTE 3: Other sentence includes non-confinement sentences such as residential drug offender sentencing alternative.

**Table 2. Average Sentence Length* Imposed by Offense
Fiscal Year 2019**

| OFFENSE | PRISON | | | NON-PRISON ** | | | TOTAL | |
|---|--------|--------|--------|---------------|--------|--------|-------|--------|
| | N | % | Months | N | % | Months | N | Months |
| ABANDON DEPENDENT PERSONS 2 (POST 06/07/06) | 0 | 0.0% | 0.0 | 1 | 100.0% | 0.0 | 1 | 0.0 |
| AGGRAVATED MURDER 1 (POST 7/24/99) [Life] | 6 | 100.0% | Life | 0 | 0.0% | 0.0 | 6 | Life |
| ALIEN IN POSSESSION OF A FIREARM | 0 | 0.0% | 0.0 | 8 | 100.0% | 3.5 | 8 | 3.5 |
| ANIMAL CRUELTY 1 | 2 | 15.4% | 37.6 | 11 | 84.6% | 4.3 | 13 | 9.4 |
| ANIMAL CRUELTY 1 - SEX/CONDUCT | 1 | 100.0% | 12.0 | 0 | 0.0% | 0.0 | 1 | 12.0 |
| ARSON 1 | 8 | 80.0% | 32.1 | 2 | 20.0% | 9.0 | 10 | 27.5 |
| ARSON 1 [Attempt] | 4 | 100.0% | 31.1 | 0 | 0.0% | 0.0 | 4 | 31.1 |
| ARSON 1 [Conspiracy] | 1 | 100.0% | 100.0 | 0 | 0.0% | 0.0 | 1 | 100.0 |
| ARSON 2 | 21 | 51.2% | 36.0 | 20 | 48.8% | 6.8 | 41 | 21.7 |
| ASSAULT 1 (POST 7/1/90) | 62 | 100.0% | 192.1 | 0 | 0.0% | 0.0 | 62 | 192.1 |
| ASSAULT 1 (POST 7/1/90) [Attempt] | 16 | 94.1% | 84.1 | 1 | 5.9% | 6.0 | 17 | 79.5 |
| ASSAULT 1 (POST 7/1/90) [Conspiracy] | 2 | 100.0% | 174.0 | 0 | 0.0% | 0.0 | 2 | 174.0 |
| ASSAULT 1 (POST 7/1/90) [Life] | 1 | 100.0% | Life | 0 | 0.0% | 0.0 | 1 | Life |
| ASSAULT 2 (POST 7/1/88) | 413 | 60.1% | 34.9 | 274 | 39.9% | 6.0 | 687 | 23.4 |
| ASSAULT 2 (POST 7/1/88) [Attempt] | 10 | 27.0% | 25.8 | 27 | 73.0% | 4.4 | 37 | 10.2 |
| ASSAULT 2 (POST 7/1/88) [Conspiracy] | 0 | 0.0% | 0.0 | 1 | 100.0% | 3.0 | 1 | 3.0 |
| ASSAULT 2 (POST 7/1/88) [Solicitation] | 0 | 0.0% | 0.0 | 1 | 100.0% | 6.0 | 1 | 6.0 |
| ASSAULT 2 (POST 7/1/88) [Life] | 1 | 100.0% | Life | 0 | 0.0% | 0.0 | 1 | Life |
| ASSAULT 3 (POST 7/1/88) | 402 | 24.6% | 28.4 | 1,232 | 75.4% | 3.3 | 1,634 | 9.5 |
| ASSAULT 4 (3rd DOMESTIC VIOLENT OFFENSE) | 1 | 25.0% | 17.0 | 3 | 75.0% | 0.3 | 4 | 4.5 |
| ASSAULT OF A CHILD 1 | 2 | 100.0% | 159.0 | 0 | 0.0% | 0.0 | 2 | 159.0 |
| ASSAULT OF A CHILD 2 | 19 | 100.0% | 45.5 | 0 | 0.0% | 0.0 | 19 | 45.5 |
| ASSAULT OF A CHILD 3 | 2 | 5.9% | 13.5 | 32 | 94.1% | 4.2 | 34 | 4.8 |
| ATTEMPTING TO ELUDE PURSUING POLICE VEHICLE | 254 | 35.9% | 19.6 | 453 | 64.1% | 2.5 | 707 | 8.7 |
| BAIL JUMP WITH CLASS A (POST 7/89) | 3 | 75.0% | 41.3 | 1 | 25.0% | 6.0 | 4 | 32.5 |
| BAIL JUMP WITH CLASS B OR C (POST 7/89) | 124 | 35.4% | 29.8 | 226 | 64.6% | 2.9 | 350 | 12.4 |
| BRIBERY | 1 | 100.0% | 12.0 | 0 | 0.0% | 0.0 | 1 | 12.0 |
| BRIBING A WITNESS | 1 | 100.0% | 19.0 | 0 | 0.0% | 0.0 | 1 | 19.0 |
| BURGLARY 1 | 63 | 100.0% | 62.4 | 0 | 0.0% | 0.0 | 63 | 62.4 |
| BURGLARY 1 [Attempt] | 7 | 100.0% | 49.5 | 0 | 0.0% | 0.0 | 7 | 49.5 |
| BURGLARY 1 [Conspiracy] | 0 | 0.0% | 0.0 | 1 | 100.0% | 12.0 | 1 | 12.0 |
| BURGLARY 1 [Life] | 1 | 100.0% | Life | 0 | 0.0% | 0.0 | 1 | Life |
| BURGLARY 2 (NONDWELLING - POST 7/90) | 452 | 41.5% | 30.1 | 638 | 58.5% | 3.4 | 1,090 | 14.5 |

NOTE: * Calculations of average sentence length exclude life/death sentences.
 ** Non-prison includes non-confinement sentences as well as jail sentences

| OFFENSE | PRISON | | | NON-PRISON ** | | | TOTAL | |
|--|--------|--------|--------|---------------|--------|--------|-------|--------|
| | N | % | Months | N | % | Months | N | Months |
| BURGLARY 2 (NONDWELLING - POST 7/90) [Attempt] | 45 | 35.7% | 28.2 | 81 | 64.3% | 3.3 | 126 | 12.2 |
| BURGLARY 2 (NONDWELLING - POST 7/90) [Solicitation] | 0 | 0.0% | 0.0 | 1 | 100.0% | 7.0 | 1 | 7.0 |
| CHILD MOLEST 1 (7/90 - 8/31/01) | 3 | 100.0% | 144.3 | 0 | 0.0% | 0.0 | 3 | 144.3 |
| CHILD MOLEST 1 <18 (POST 8/31/01) | 3 | 50.0% | 71.3 | 3 | 50.0% | 12.0 | 6 | 41.7 |
| CHILD MOLEST 1 >17 (POST 8/31/01) (.712) | 92 | 100.0% | 84.1 | 0 | 0.0% | 0.0 | 92 | 84.1 |
| CHILD MOLEST 1 >17 (POST 8/31/01) (.712) [Attempt] | 5 | 100.0% | 37.9 | 0 | 0.0% | 0.0 | 5 | 37.9 |
| CHILD MOLEST 1 >17 (POST 8/31/01) (.712) [Life] | 1 | 100.0% | Life | 0 | 0.0% | 0.0 | 1 | Life |
| CHILD MOLEST 2 (POST 7/90) | 83 | 89.2% | 60.5 | 10 | 10.8% | 8.3 | 93 | 54.8 |
| CHILD MOLEST 2 (POST 7/90) [Attempt] | 5 | 100.0% | 25.3 | 0 | 0.0% | 0.0 | 5 | 25.3 |
| CHILD MOLEST 3 (POST 7/90) | 15 | 36.6% | 23.2 | 26 | 63.4% | 8.9 | 41 | 14.2 |
| COLLECTION OF UNLAWFUL DEBT | 0 | 0.0% | 0.0 | 1 | 100.0% | 0.0 | 1 | 0.0 |
| COMMER SEX ABUSE A MINOR - PROMOTE (POST 06/10/2010) | 3 | 100.0% | 226.3 | 0 | 0.0% | 0.0 | 3 | 226.3 |
| COMMER SEX ABUSE A MINOR - PROMOTE (POST 06/10/2010) [Attempt] | 1 | 100.0% | 80.0 | 0 | 0.0% | 0.0 | 1 | 80.0 |
| COMMER SEX ABUSE A MINOR (POST 06/10/2010) | 17 | 100.0% | 70.3 | 0 | 0.0% | 0.0 | 17 | 70.3 |
| COMMER SEX ABUSE A MINOR (POST 06/10/2010) [Attempt] | 3 | 100.0% | 27.5 | 0 | 0.0% | 0.0 | 3 | 27.5 |
| COMMERCIAL BRIBERY | 0 | 0.0% | 0.0 | 1 | 100.0% | 6.0 | 1 | 6.0 |
| COMMUNICATION WITH A MINOR (POST 7/86) | 10 | 16.9% | 31.0 | 49 | 83.1% | 4.6 | 59 | 9.1 |
| COMPUTER TRESPASS 1 | 0 | 0.0% | 0.0 | 1 | 100.0% | 6.0 | 1 | 6.0 |
| CONDUCTING/MAINTAINING MARIJUANA CLUB | 0 | 0.0% | 0.0 | 1 | 100.0% | 3.0 | 1 | 3.0 |
| CONTROLLED SUBSTANCE HOMICIDE (POST 7/89) - 1ST OFF | 1 | 100.0% | 51.0 | 0 | 0.0% | 0.0 | 1 | 51.0 |
| CONTROLLED SUBSTANCE HOMICIDE (POST 7/89) - 1ST OFF [Solicitation] | 2 | 100.0% | 52.0 | 0 | 0.0% | 0.0 | 2 | 52.0 |
| CONTROLLED SUBSTANCE LABEL VIOLATION - 1ST OFFENSE | 0 | 0.0% | 0.0 | 1 | 100.0% | 0.0 | 1 | 0.0 |
| CRE DEL POS COUNTERFEIT CTRL SUBS NARC 1ST OFF | 1 | 100.0% | 20.0 | 0 | 0.0% | 0.0 | 1 | 20.0 |
| CRE DEL POS COUNTERFEIT CTRL SUBS NON-NARC 1ST OFF | 1 | 100.0% | 60.0 | 0 | 0.0% | 0.0 | 1 | 60.0 |
| CRIMINAL IMPERSONATION 1 | 6 | 2.1% | 13.5 | 282 | 97.9% | 1.9 | 288 | 2.2 |
| CRIMINAL MISCHIEF (previously RIOT) | 7 | 2.2% | 12.0 | 312 | 97.8% | 3.2 | 319 | 3.4 |
| CRIMINAL MISTREATMENT 1 (POST 06/07/06) | 3 | 100.0% | 135.0 | 0 | 0.0% | 0.0 | 3 | 135.0 |
| CRIMINAL MISTREATMENT 2 | 0 | 0.0% | 0.0 | 1 | 100.0% | 1.0 | 1 | 1.0 |
| CRIMINAL MISTREATMENT 2 (POST 06/07/06) | 0 | 0.0% | 0.0 | 3 | 100.0% | 6.0 | 3 | 6.0 |
| CRIMINAL TRESPASS AGAINST CHILD | 0 | 0.0% | 0.0 | 3 | 100.0% | 8.3 | 3 | 8.3 |
| CUSTODIAL ASSAULT (POST 7/89) | 23 | 57.5% | 24.1 | 17 | 42.5% | 5.9 | 40 | 16.3 |
| CUSTODIAL INTERFERENCE 1 | 0 | 0.0% | 0.0 | 5 | 100.0% | 2.2 | 5 | 2.2 |
| CYBERSTALKING | 5 | 71.4% | 28.6 | 2 | 28.6% | 7.0 | 7 | 22.4 |

NOTE: * Calculations of average sentence length exclude life/death sentences.

** Non-prison includes non-confinement sentences as well as jail sentences

| OFFENSE | PRISON | | | NON-PRISON ** | | | TOTAL | |
|--|--------|--------|--------|---------------|--------|--------|-------|--------|
| | N | % | Months | N | % | Months | N | Months |
| DEALING DEPICTIONS OF A MINOR 1ST DEGREE (POST 06/10/2010) | 16 | 100.0% | 67.8 | 0 | 0.0% | 0.0 | 16 | 67.8 |
| DEALING DEPICTIONS OF A MINOR 2ND DEGREE (06/10/2010-07/22/2017) | 3 | 42.9% | 15.0 | 4 | 57.1% | 6.5 | 7 | 10.1 |
| DEALING DEPICTIONS OF A MINOR 2ND DEGREE (POST 07/23/2017) [Attempt] | 0 | 0.0% | 0.0 | 1 | 100.0% | 6.0 | 1 | 6.0 |
| DEFRAUDING A PUBLIC UTILITY 1 | 0 | 0.0% | 0.0 | 2 | 100.0% | 0.7 | 2 | 0.7 |
| DEFRAUDING A PUBLIC UTILITY 2 | 0 | 0.0% | 0.0 | 1 | 100.0% | 0.0 | 1 | 0.0 |
| DEFRAUDING INNKEEPER, OVER \$75 | 0 | 0.0% | 0.0 | 5 | 100.0% | 1.0 | 5 | 1.0 |
| DEL MATERIAL IN LIEU OF CONTROLLED SUBSTANCE (POST 7/89) - 1ST OFF | 1 | 50.0% | 93.0 | 1 | 50.0% | 0.0 | 2 | 46.5 |
| DEL POS W/I METH - 1ST OFFENSE (POST 6/30/98) | 225 | 82.1% | 48.6 | 49 | 17.9% | 0.5 | 274 | 40.0 |
| DEL POS W/I METH - 1ST OFFENSE (POST 6/30/98) [Attempt] | 1 | 8.3% | 15.0 | 11 | 91.7% | 8.6 | 12 | 9.1 |
| DEL POS W/I METH - 1ST OFFENSE (POST 6/30/98) [Conspiracy] | 2 | 3.5% | 40.5 | 55 | 96.5% | 4.3 | 57 | 5.5 |
| DEL POS W/I METH - 1ST OFFENSE (POST 6/30/98) [Solicitation] | 6 | 66.7% | 21.9 | 3 | 33.3% | 5.7 | 9 | 16.5 |
| DEL POS W/I METH - 2ND OFFENSE (POST 6/30/98) | 26 | 89.7% | 55.2 | 3 | 10.3% | 0.7 | 29 | 49.6 |
| DEL POS W/I METH - 2ND OFFENSE (POST 6/30/98) [Attempt] | 0 | 0.0% | 0.0 | 1 | 100.0% | 0.0 | 1 | 0.0 |
| DEL POS W/I METH - 2ND OFFENSE (POST 6/30/98) [Conspiracy] | 1 | 25.0% | 12.0 | 3 | 75.0% | 4.0 | 4 | 6.0 |
| DEL POS W/I METH - 2ND OFFENSE (POST 6/30/98) [Solicitation] | 2 | 100.0% | 39.4 | 0 | 0.0% | 0.0 | 2 | 39.4 |
| DEL POS W/I METH - CORRECTIONAL FACILITY (POST 6/30/98) | 2 | 100.0% | 80.5 | 0 | 0.0% | 0.0 | 2 | 80.5 |
| DEL POS W/I METH - CORRECTIONAL FACILITY (POST 6/30/98) [Conspiracy] | 1 | 100.0% | 21.0 | 0 | 0.0% | 0.0 | 1 | 21.0 |
| DEL POS W/I METH - SCHOOL ZONE (POST 6/30/98) | 24 | 100.0% | 77.6 | 0 | 0.0% | 0.0 | 24 | 77.6 |
| DEL SHEDULE I/II NARC/FLUNT/METH MINOR - OVER 18 YRS OLD (POST 07/01/2004) | 1 | 100.0% | 258.0 | 0 | 0.0% | 0.0 | 1 | 258.0 |
| DELIVERY OF FIREARM TO INELIGIBLE PERSON | 0 | 0.0% | 0.0 | 34 | 100.0% | 1.7 | 34 | 1.7 |
| DISARMING A LAW ENFORCEMENT OR CORRECTIONAL OFFICER | 0 | 0.0% | 0.0 | 1 | 100.0% | 12.0 | 1 | 12.0 |
| DOMESTIC VIOLENCE COURT ORDER VIOLATION (POST 6/30/00) | 488 | 67.7% | 29.6 | 233 | 32.3% | 3.5 | 721 | 21.2 |
| DRIVE-BY-SHOOTING (POST 6/30/97) | 24 | 92.3% | 69.5 | 2 | 7.7% | 10.0 | 26 | 65.0 |
| DRIVING UNDER THE INFLUENCE (FELONY) (06/09/2016-07/22/2017) | 2 | 66.7% | 39.0 | 1 | 33.3% | 6.0 | 3 | 28.0 |
| DRIVING UNDER THE INFLUENCE (FELONY) (07/01/2007-06/08/2016) | 2 | 100.0% | 42.0 | 0 | 0.0% | 0.0 | 2 | 42.0 |

NOTE: * Calculations of average sentence length exclude life/death sentences.

** Non-prison includes non-confinement sentences as well as jail sentences

| OFFENSE | PRISON | | | NON-PRISON ** | | | TOTAL | |
|--|--------|--------|--------|---------------|--------|--------|-------|--------|
| | N | % | Months | N | % | Months | N | Months |
| DRIVING UNDER THE INFLUENCE (FELONY) (POST 07/23/2017) | 111 | 73.0% | 25.9 | 41 | 27.0% | 8.1 | 152 | 21.1 |
| DRIVING UNDER THE INFLUENCE (FELONY) (POST 07/23/2017) [Attempt] | 4 | 100.0% | 24.7 | 0 | 0.0% | 0.0 | 4 | 24.7 |
| ELUDING A LAW ENFORCEMENT VESSEL | 0 | 0.0% | 0.0 | 4 | 100.0% | 3.7 | 4 | 3.7 |
| ENDANGERMENT WITH A CONTROLLED SUBSTANCE | 0 | 0.0% | 0.0 | 2 | 100.0% | 2.0 | 2 | 2.0 |
| ESCAPE 1 | 9 | 56.3% | 31.9 | 7 | 43.8% | 2.2 | 16 | 18.9 |
| ESCAPE 2 | 46 | 57.5% | 25.4 | 34 | 42.5% | 5.5 | 80 | 16.9 |
| ESCAPE 3 (SUBSEQUENT) | 0 | 0.0% | 0.0 | 2 | 100.0% | 2.7 | 2 | 2.7 |
| ESCAPE FROM COMMUNITY CUSTODY (POST 6/11/92) | 13 | 4.7% | 16.9 | 264 | 95.3% | 1.8 | 277 | 2.5 |
| EXPLOSIVES - LICENSING VIOLATION | 0 | 0.0% | 0.0 | 3 | 100.0% | 1.0 | 3 | 1.0 |
| EXTORTION 1 | 1 | 33.3% | 13.0 | 2 | 66.7% | 7.0 | 3 | 9.0 |
| EXTORTION 2 | 1 | 33.3% | 36.0 | 2 | 66.7% | 4.5 | 3 | 15.0 |
| FAILURE TO REGISTER AS KIDNAPPER - POST 7/24/99 | 1 | 10.0% | 18.0 | 9 | 90.0% | 2.2 | 10 | 3.8 |
| FAILURE TO REGISTER AS SEX OFFENDER - POST 7/24/99 | 21 | 7.9% | 20.4 | 246 | 92.1% | 2.2 | 267 | 3.7 |
| FAILURE TO REGISTER AS SEX OFFENDER 2+ (POST 06/07/06) | 65 | 75.6% | 25.4 | 21 | 24.4% | 5.4 | 86 | 20.5 |
| FAILURE TO REGISTER AS SEX OFFENDER 3+ (POST 06/10/2010) | 134 | 92.4% | 35.6 | 11 | 7.6% | 6.3 | 145 | 33.4 |
| FAILURE TO REGISTER AS SEX OFFENDER 3+ (POST 06/10/2010) [Attempt] | 17 | 94.4% | 31.6 | 1 | 5.6% | 9.0 | 18 | 30.3 |
| FALSE REPORTING COMPENSATION BY EMPLOYER | 0 | 0.0% | 0.0 | 1 | 100.0% | 1.0 | 1 | 1.0 |
| FALSE VERIFICATION FOR WELFARE | 0 | 0.0% | 0.0 | 1 | 100.0% | 0.0 | 1 | 0.0 |
| FORGED PRESCRIP - VUCSA - 1ST OFFENSE | 4 | 11.1% | 14.8 | 32 | 88.9% | 1.6 | 36 | 3.1 |
| FORGERY | 94 | 22.0% | 19.2 | 333 | 78.0% | 1.9 | 427 | 5.7 |
| HARASSMENT | 73 | 19.0% | 33.1 | 311 | 81.0% | 3.3 | 384 | 9.0 |
| HARMING A POLICE DOG | 0 | 0.0% | 0.0 | 2 | 100.0% | 0.6 | 2 | 0.6 |
| HIT AND RUN - DEATH (POST 7/21/01) | 6 | 85.7% | 28.3 | 1 | 14.3% | 3.0 | 7 | 24.7 |
| HIT AND RUN - INJURY (POST 6/7/00) | 24 | 38.1% | 26.7 | 39 | 61.9% | 2.8 | 63 | 11.9 |
| HIT AND RUN W/VESSEL | 1 | 100.0% | 25.0 | 0 | 0.0% | 0.0 | 1 | 25.0 |
| IDENTITY THEFT 1 (POST 7/21/01) | 81 | 68.6% | 39.6 | 37 | 31.4% | 2.3 | 118 | 27.9 |
| IDENTITY THEFT 1 (POST 7/21/01) [Attempt] | 2 | 66.7% | 35.5 | 1 | 33.3% | 3.0 | 3 | 24.7 |
| IDENTITY THEFT 2 (POST 7/21/01) | 278 | 42.1% | 30.5 | 383 | 57.9% | 2.4 | 661 | 14.2 |
| ILLEGAL TRANSFER OF MOTOR VEHICLE CERTIFICATE | 0 | 0.0% | 0.0 | 15 | 100.0% | 2.2 | 15 | 2.2 |
| INCENDIARY DEVICES (POST 7/24/99) | 0 | 0.0% | 0.0 | 1 | 100.0% | 3.0 | 1 | 3.0 |
| INCEST 1 | 8 | 66.7% | 60.6 | 4 | 33.3% | 7.8 | 12 | 43.0 |

NOTE: * Calculations of average sentence length exclude life/death sentences.
** Non-prison includes non-confinement sentences as well as jail sentences

| OFFENSE | PRISON | | | NON-PRISON ** | | | TOTAL | |
|--|--------|--------|--------|---------------|--------|--------|-------|--------|
| | N | % | Months | N | % | Months | N | Months |
| INCEST 2 | 2 | 40.0% | 22.0 | 3 | 60.0% | 9.0 | 5 | 14.2 |
| INCITING CRIMINAL PROFITEERING | 1 | 100.0% | 60.0 | 0 | 0.0% | 0.0 | 1 | 60.0 |
| INDECENT EXPOSURE (POST 7/24/99) | 9 | 50.0% | 25.1 | 9 | 50.0% | 8.3 | 18 | 16.7 |
| INDECENT EXPOSURE (PRE 7/25/99) | 5 | 35.7% | 27.6 | 9 | 64.3% | 5.7 | 14 | 13.5 |
| INDECENT LIBERTIES - DD VICTIM (POST 7/90) | 28 | 90.3% | 37.5 | 3 | 9.7% | 5.3 | 31 | 34.4 |
| INDECENT LIBERTIES - DD VICTIM (POST 7/90) [Attempt] | 2 | 66.7% | 37.5 | 1 | 33.3% | 9.0 | 3 | 28.0 |
| INDECENT LIBERTIES BY HEALTHCARE PROVIDER | 0 | 0.0% | 0.0 | 4 | 100.0% | 8.2 | 4 | 8.2 |
| INDECENT LIBERTIES WITH FORCE (POST 8/31/01) (.712) | 8 | 100.0% | 77.5 | 0 | 0.0% | 0.0 | 8 | 77.5 |
| INSURANCE FRAUD - FALSE CLAIMS | 0 | 0.0% | 0.0 | 10 | 100.0% | 2.0 | 10 | 2.0 |
| INTIMIDATING A JUDGE | 2 | 50.0% | 235.5 | 2 | 50.0% | 6.5 | 4 | 121.0 |
| INTIMIDATING A PUBLIC SERVANT | 1 | 33.3% | 68.0 | 2 | 66.7% | 2.2 | 3 | 24.1 |
| INTIMIDATING A WITNESS | 10 | 90.9% | 66.1 | 1 | 9.1% | 0.0 | 11 | 60.1 |
| INTIMIDATING A WITNESS [Attempt] | 1 | 100.0% | 19.5 | 0 | 0.0% | 0.0 | 1 | 19.5 |
| INTIMIDATING A WITNESS [Conspiracy] | 1 | 100.0% | 27.6 | 0 | 0.0% | 0.0 | 1 | 27.6 |
| INTIMIDATION WITH AN EXPLOSIVE | 0 | 0.0% | 0.0 | 1 | 100.0% | 9.0 | 1 | 9.0 |
| INTRODUCING CONTRABAND 1 | 1 | 100.0% | 96.0 | 0 | 0.0% | 0.0 | 1 | 96.0 |
| INTRODUCING CONTRABAND 2 | 1 | 100.0% | 18.0 | 0 | 0.0% | 0.0 | 1 | 18.0 |
| INVOLVING MINOR IN DRUG DEAL (POST 7/89) - 1ST OFFENSE | 0 | 0.0% | 0.0 | 1 | 100.0% | 1.0 | 1 | 1.0 |
| KIDNAPPING 1 | 11 | 91.7% | 263.1 | 1 | 8.3% | 12.0 | 12 | 242.2 |
| KIDNAPPING 1 [Attempt] | 1 | 100.0% | 114.8 | 0 | 0.0% | 0.0 | 1 | 114.8 |
| KIDNAPPING 2 | 10 | 76.9% | 71.4 | 3 | 23.1% | 8.0 | 13 | 56.8 |
| KIDNAPPING 2 [Attempt] | 1 | 50.0% | 26.6 | 1 | 50.0% | 8.0 | 2 | 17.3 |
| LEADING ORGANIZED CRIME | 2 | 100.0% | 84.0 | 0 | 0.0% | 0.0 | 2 | 84.0 |
| LURING OF MINOR OR DEVELOPMENTAL DISABILITY PERSON | 0 | 0.0% | 0.0 | 2 | 100.0% | 2.7 | 2 | 2.7 |
| MAIL THEFT | 0 | 0.0% | 0.0 | 23 | 100.0% | 3.1 | 23 | 3.1 |
| MAINTAIN BUCKET SHOP | 0 | 0.0% | 0.0 | 1 | 100.0% | 3.0 | 1 | 3.0 |
| MAINTAIN PLACE FOR DRUGS - 1ST OFFENSE (POST 7/24/99) | 3 | 60.0% | 16.7 | 2 | 40.0% | 0.0 | 5 | 10.0 |
| MALICIOUS HARASSMENT | 6 | 42.9% | 36.5 | 8 | 57.1% | 5.0 | 14 | 18.5 |
| MALICIOUS INJURY TO RAILROAD PROPERTY (POST 7/24/99) | 1 | 33.3% | 51.0 | 2 | 66.7% | 7.3 | 3 | 21.9 |
| MALICIOUS MISCHIEF 1 | 14 | 31.8% | 26.6 | 30 | 68.2% | 2.2 | 44 | 10.0 |
| MALICIOUS MISCHIEF 1 [Attempt] | 0 | 0.0% | 0.0 | 2 | 100.0% | 0.7 | 2 | 0.7 |
| MALICIOUS MISCHIEF 2 | 35 | 15.9% | 18.2 | 185 | 84.1% | 2.2 | 220 | 4.7 |
| MALICIOUS PROSECUTION | 0 | 0.0% | 0.0 | 4 | 100.0% | 2.4 | 4 | 2.4 |
| MANSLAUGHTER 1 (POST 7/26/97) | 20 | 100.0% | 123.9 | 0 | 0.0% | 0.0 | 20 | 123.9 |
| MANSLAUGHTER 2 (POST 7/26/97) | 21 | 91.3% | 54.3 | 2 | 8.7% | 11.5 | 23 | 50.6 |

NOTE: * Calculations of average sentence length exclude life/death sentences.

** Non-prison includes non-confinement sentences as well as jail sentences

| OFFENSE | PRISON | | | NON-PRISON ** | | | TOTAL | |
|--|--------|--------|--------|---------------|--------|--------|-------|--------|
| | N | % | Months | N | % | Months | N | Months |
| MANSLAUGHTER 2 (POST 7/26/97) [Solicitation] | 1 | 100.0% | 34.0 | 0 | 0.0% | 0.0 | 1 | 34.0 |
| MEDICAID FRAUD | 0 | 0.0% | 0.0 | 2 | 100.0% | 0.5 | 2 | 0.5 |
| MFG DEL POS W/I HER (POST 6/30/02) (L7) | 159 | 81.1% | 36.4 | 37 | 18.9% | 0.9 | 196 | 29.7 |
| MFG DEL POS W/I HER (POST 6/30/02) (L7) [Attempt] | 0 | 0.0% | 0.0 | 9 | 100.0% | 6.0 | 9 | 6.0 |
| MFG DEL POS W/I HER (POST 6/30/02) (L7) [Conspiracy] | 1 | 1.6% | 12.0 | 62 | 98.4% | 4.3 | 63 | 4.4 |
| MFG DEL POS W/I HER (POST 6/30/02) (L7) [Solicitation] | 11 | 68.8% | 27.3 | 5 | 31.3% | 6.4 | 16 | 20.7 |
| MFG DEL POS W/I HER COC - SCHOOL ZONE (POST 6/30/02) (L7) | 10 | 83.3% | 59.7 | 2 | 16.7% | 0.0 | 12 | 49.8 |
| MFG DEL POS W/I HER COC - SCHOOL ZONE (POST 6/30/02) (L7) [Conspiracy] | 1 | 100.0% | 30.0 | 0 | 0.0% | 0.0 | 1 | 30.0 |
| MFG DEL POS W/I HER COC - SUBSEQ (POST 6/30/02) (L7) | 9 | 75.0% | 48.7 | 3 | 25.0% | 4.0 | 12 | 37.5 |
| MFG DEL POS W/I HER COC - SUBSEQ (POST 6/30/02) (L7) [Conspiracy] | 0 | 0.0% | 0.0 | 7 | 100.0% | 1.8 | 7 | 1.8 |
| MFG DEL POS W/I HER COC - SUBSEQ (POST 6/30/02) (L7) [Solicitation] | 0 | 0.0% | 0.0 | 1 | 100.0% | 9.0 | 1 | 9.0 |
| MFG DEL POS W/I IMITATION CONTROLLED SUBSTANCE (POST 7/89) | 2 | 66.7% | 45.0 | 1 | 33.3% | 0.0 | 3 | 30.0 |
| MFG DEL POS W/I MARIJUANA - 1ST OFFENSE | 4 | 9.3% | 14.5 | 39 | 90.7% | 1.3 | 43 | 2.5 |
| MFG DEL POS W/I MARIJUANA - 1ST OFFENSE [Attempt] | 0 | 0.0% | 0.0 | 1 | 100.0% | 0.5 | 1 | 0.5 |
| MFG DEL POS W/I MARIJUANA - 1ST OFFENSE [Conspiracy] | 0 | 0.0% | 0.0 | 3 | 100.0% | 1.8 | 3 | 1.8 |
| MFG DEL POS W/I MARIJUANA - CORRECTIONAL FACILITY | 1 | 100.0% | 16.0 | 0 | 0.0% | 0.0 | 1 | 16.0 |
| MFG DEL POS W/I MARIJUANA - SUBSEQ | 1 | 100.0% | 24.0 | 0 | 0.0% | 0.0 | 1 | 24.0 |
| MFG DEL POS W/I OTH,EXC MJ/METH/AMP/FLUN-CORRECCIONAL FACILITY (POST 6/98) | 1 | 100.0% | 60.0 | 0 | 0.0% | 0.0 | 1 | 60.0 |
| MFG DEL POS W/I SCH I/II NARC OR FLUNT SUBSEQ | 2 | 100.0% | 22.5 | 0 | 0.0% | 0.0 | 2 | 22.5 |
| MFG DEL POS W/I SCH I/II NARC OR FLUNT-1ST OFF | 126 | 73.7% | 46.4 | 45 | 26.3% | 0.9 | 171 | 34.4 |
| MFG DEL POS W/I SCH I/II NARC OR FLUNT-1ST OFF [Attempt] | 0 | 0.0% | 0.0 | 6 | 100.0% | 5.7 | 6 | 5.7 |
| MFG DEL POS W/I SCH I/II NARC OR FLUNT-1ST OFF [Conspiracy] | 0 | 0.0% | 0.0 | 33 | 100.0% | 2.6 | 33 | 2.6 |
| MFG METH - 1ST OFFENSE (POST 6/30/98) | 0 | 0.0% | 0.0 | 1 | 100.0% | 0.8 | 1 | 0.8 |
| MFG METH - 1ST OFFENSE (POST 6/30/98) [Conspiracy] | 0 | 0.0% | 0.0 | 1 | 100.0% | 2.0 | 1 | 2.0 |
| MFG METH - 1ST OFFENSE (POST 6/30/98) [Solicitation] | 1 | 100.0% | 30.0 | 0 | 0.0% | 0.0 | 1 | 30.0 |
| MONEY LAUNDERING | 1 | 1.1% | 12.4 | 90 | 98.9% | 1.7 | 91 | 1.8 |
| MORTGAGE FRAUD | 0 | 0.0% | 0.0 | 1 | 100.0% | 12.0 | 1 | 12.0 |

NOTE: * Calculations of average sentence length exclude life/death sentences.
** Non-prison includes non-confinement sentences as well as jail sentences

| OFFENSE | PRISON | | | NON-PRISON ** | | | TOTAL | |
|---|--------|--------|--------|---------------|--------|--------|-------|--------|
| | N | % | Months | N | % | Months | N | Months |
| MORTGAGE FRAUD [Attempt] | 1 | 100.0% | 184.0 | 0 | 0.0% | 0.0 | 1 | 184.0 |
| MURDER 1 (7/1/90-7/24/99) | 1 | 100.0% | 360.0 | 0 | 0.0% | 0.0 | 1 | 360.0 |
| MURDER 1 (7/1/90-7/24/99) [Attempt] | 1 | 100.0% | 262.0 | 0 | 0.0% | 0.0 | 1 | 262.0 |
| MURDER 1 (POST 7/24/99) | 40 | 100.0% | 430.5 | 0 | 0.0% | 0.0 | 40 | 430.5 |
| MURDER 1 (POST 7/24/99) [Attempt] | 10 | 100.0% | 301.1 | 0 | 0.0% | 0.0 | 10 | 301.1 |
| MURDER 1 (POST 7/24/99) [Conspiracy] | 3 | 100.0% | 185.0 | 0 | 0.0% | 0.0 | 3 | 185.0 |
| MURDER 1 (POST 7/24/99) [Life] | 2 | 100.0% | Life | 0 | 0.0% | 0.0 | 2 | Life |
| MURDER 1 (POST 7/24/99) [Life] [Attempt] | 1 | 100.0% | Life | 0 | 0.0% | 0.0 | 1 | Life |
| MURDER 1 (PRE 7/1/90) | 1 | 100.0% | 320.0 | 0 | 0.0% | 0.0 | 1 | 320.0 |
| MURDER 2 (POST 7/24/99) | 52 | 100.0% | 266.2 | 0 | 0.0% | 0.0 | 52 | 266.2 |
| MURDER 2 (POST 7/24/99) [Attempt] | 5 | 100.0% | 138.6 | 0 | 0.0% | 0.0 | 5 | 138.6 |
| MURDER 2 (POST 7/24/99) [Solicitation] | 2 | 100.0% | 54.0 | 0 | 0.0% | 0.0 | 2 | 54.0 |
| MURDER 2 (7/1/90-7/24/99) | 1 | 100.0% | 397.0 | 0 | 0.0% | 0.0 | 1 | 397.0 |
| OBTAIN SIGNATURE BY DECEPTION | 0 | 0.0% | 0.0 | 1 | 100.0% | 1.0 | 1 | 1.0 |
| ODOMETER OFFENSE | 0 | 0.0% | 0.0 | 1 | 100.0% | 0.0 | 1 | 0.0 |
| ORGANIZED RETAIL THEFT 1 | 1 | 16.7% | 38.0 | 5 | 83.3% | 4.0 | 6 | 9.7 |
| ORGANIZED RETAIL THEFT 2 | 21 | 29.2% | 20.2 | 51 | 70.8% | 2.5 | 72 | 7.7 |
| OVER 18- DELIVER CONTROLLED SUBSTANCE TO MINOR (POST 07/01/2004) | 1 | 100.0% | 55.0 | 0 | 0.0% | 0.0 | 1 | 55.0 |
| PERJURY 1 | 2 | 100.0% | 49.5 | 0 | 0.0% | 0.0 | 2 | 49.5 |
| PERJURY 2 | 2 | 25.0% | 13.0 | 6 | 75.0% | 3.2 | 8 | 5.7 |
| PHYSICAL CONTROL VEHICLE UNDER THE INFLUENCE (FELONY) POST (07/23/17) | 4 | 100.0% | 24.8 | 0 | 0.0% | 0.0 | 4 | 24.8 |
| POSS OF A STOLEN FIREARM | 23 | 46.9% | 29.5 | 26 | 53.1% | 4.1 | 49 | 16.0 |
| POSS OF A STOLEN FIREARM [Attempt] | 0 | 0.0% | 0.0 | 4 | 100.0% | 5.0 | 4 | 5.0 |
| POSS OF A STOLEN FIREARM [Conspiracy] | 0 | 0.0% | 0.0 | 1 | 100.0% | 2.0 | 1 | 2.0 |
| POSS OF CONTROL SUBSTANCE - BY | 1 | 2.1% | 12.0 | 46 | 97.9% | 3.4 | 47 | 3.6 |
| POSS OF CONTROL SUBSTANCE - BY PRISONERS [Attempt] | 0 | 0.0% | 0.0 | 1 | 100.0% | 1.0 | 1 | 1.0 |
| POSS OF CONTROL SUBSTANCE - OTHER, EXCEPT PCP, IN COR FAC | 1 | 50.0% | 12.0 | 1 | 50.0% | 0.0 | 2 | 6.0 |
| POSS OF CONTROL SUBSTANCE - OTHER, EXCEPT PCP/FLUNIT | 718 | 20.8% | 15.1 | 2,741 | 79.2% | 2.1 | 3,459 | 4.8 |
| POSS OF CONTROL SUBSTANCE - OTHER, EXCEPT PCP/FLUNIT [Attempt] | 0 | 0.0% | 0.0 | 347 | 100.0% | 2.5 | 347 | 2.5 |
| POSS OF CONTROL SUBSTANCE - OTHER, EXCEPT PCP/FLUNIT [Conspiracy] | 2 | 0.5% | 122.0 | 392 | 99.5% | 1.6 | 394 | 2.2 |
| POSS OF CONTROL SUBSTANCE - OTHER, EXCEPT PCP/FLUNIT [Solicitation] | 0 | 0.0% | 0.0 | 1 | 100.0% | 2.0 | 1 | 2.0 |
| POSS OF CONTROL SUBSTANCE - SCHEDULE I/II IN COR FAC | 1 | 50.0% | 24.0 | 1 | 50.0% | 0.0 | 2 | 12.0 |

NOTE: * Calculations of average sentence length exclude life/death sentences.

** Non-prison includes non-confinement sentences as well as jail sentences

| OFFENSE | PRISON | | | NON-PRISON ** | | | TOTAL | |
|--|--------|--------|--------|---------------|--------|--------|-------|--------|
| | N | % | Months | N | % | Months | N | Months |
| POSS OF CONTROL SUBSTANCE - SCHEDULE I/II OR FLUNIT | 252 | 20.9% | 14.9 | 956 | 79.1% | 2.1 | 1,208 | 4.7 |
| POSS OF CONTROL SUBSTANCE - SCHEDULE I/II OR FLUNIT [Attempt] | 0 | 0.0% | 0.0 | 93 | 100.0% | 2.4 | 93 | 2.4 |
| POSS OF CONTROL SUBSTANCE - SCHEDULE I/II OR FLUNIT [Conspiracy] | 1 | 0.8% | 16.0 | 130 | 99.2% | 1.2 | 131 | 1.3 |
| POSS OF DEADLY WEAPON BY PRISONER | 0 | 0.0% | 0.0 | 5 | 100.0% | 4.0 | 5 | 4.0 |
| POSS OF DEPICTION OF MINOR 1ST DEGREE (POST 06/07/06) | 55 | 98.2% | 47.4 | 1 | 1.8% | 6.0 | 56 | 46.7 |
| POSS OF DEPICTION OF MINOR 2ND DEGREE (06/07/06-07/23/2017) | 7 | 38.9% | 41.4 | 11 | 61.1% | 4.6 | 18 | 18.9 |
| POSS OF DEPICTION OF MINORS 2ND DEGREE (POST 07/23/2017) | 4 | 57.1% | 42.0 | 3 | 42.9% | 5.7 | 7 | 26.4 |
| POSS OF DEPICTION OF MINORS 2ND DEGREE (POST 07/23/2017) [Attempt] | 0 | 0.0% | 0.0 | 1 | 100.0% | 11.0 | 1 | 11.0 |
| POSSESS READ CAPTURE INFO ON OTHER'S ID | 0 | 0.0% | 0.0 | 2 | 100.0% | 7.0 | 2 | 7.0 |
| POSSESSION OF MACHINE GUN OR SHORT BARREL SHOTGUN (POST 7/24/99) | 0 | 0.0% | 0.0 | 4 | 100.0% | 1.8 | 4 | 1.8 |
| POSSESSION OF STOLEN MAIL | 0 | 0.0% | 0.0 | 17 | 100.0% | 3.2 | 17 | 3.2 |
| POSSESSION OF STOLEN PROPERTY 1 | 14 | 41.2% | 27.9 | 20 | 58.8% | 2.5 | 34 | 13.0 |
| POSSESSION OF STOLEN PROPERTY 1 [Attempt] | 0 | 0.0% | 0.0 | 1 | 100.0% | 0.1 | 1 | 0.1 |
| POSSESSION OF STOLEN PROPERTY 2 | 110 | 28.2% | 19.1 | 280 | 71.8% | 2.1 | 390 | 6.9 |
| POSSESSION OF STOLEN VEHICLE | 408 | 53.8% | 30.1 | 351 | 46.2% | 2.2 | 759 | 17.2 |
| POSSESSION OF STOLEN VEHICLE [Attempt] | 4 | 66.7% | 28.1 | 2 | 33.3% | 5.5 | 6 | 20.6 |
| POSSESSION OF STOLEN VEHICLE [Conspiracy] | 0 | 0.0% | 0.0 | 2 | 100.0% | 0.0 | 2 | 0.0 |
| PRISON RIOT | 3 | 100.0% | 16.3 | 0 | 0.0% | 0.0 | 3 | 16.3 |
| PROFESSIONAL GAMBLING 2 (POST 7/26/97) | 0 | 0.0% | 0.0 | 1 | 100.0% | 0.0 | 1 | 0.0 |
| PROMOTING PORNOGRAPHY | 0 | 0.0% | 0.0 | 2 | 100.0% | 7.9 | 2 | 7.9 |
| PROMOTING PROSTITUTION 1 | 1 | 100.0% | 60.0 | 0 | 0.0% | 0.0 | 1 | 60.0 |
| PROMOTING PROSTITUTION 2 | 10 | 34.5% | 29.7 | 19 | 65.5% | 3.8 | 29 | 12.7 |
| PROMOTING SUICIDE ATTEMPT | 0 | 0.0% | 0.0 | 2 | 100.0% | 3.5 | 2 | 3.5 |
| RAPE 1 (POST 8/31/01) (.712) | 10 | 100.0% | 251.1 | 0 | 0.0% | 0.0 | 10 | 251.1 |
| RAPE 2 (POST 8/31/01) (.712) | 16 | 100.0% | 154.1 | 0 | 0.0% | 0.0 | 16 | 154.1 |
| RAPE 2 (POST 8/31/01) (.712) [Attempt] | 4 | 100.0% | 148.7 | 0 | 0.0% | 0.0 | 4 | 148.7 |
| RAPE 3 | 21 | 50.0% | 25.9 | 21 | 50.0% | 8.5 | 42 | 17.2 |
| RAPE OF A CHILD 1 (.712) >=18 FOR/FEE (POST 07/22/2007) [Attempt] | 1 | 100.0% | 108.8 | 0 | 0.0% | 0.0 | 1 | 108.8 |
| RAPE OF A CHILD 1 (7/27/97 - 8/31/01) | 1 | 100.0% | 12.0 | 0 | 0.0% | 0.0 | 1 | 12.0 |
| RAPE OF A CHILD 1 <18 (POST 8/31/01) | 1 | 25.0% | 60.0 | 3 | 75.0% | 10.0 | 4 | 22.5 |
| RAPE OF A CHILD 1 <18 (POST 8/31/01) [Attempt] | 1 | 100.0% | 177.0 | 0 | 0.0% | 0.0 | 1 | 177.0 |
| RAPE OF A CHILD 1 >17 (POST 8/31/01) (.712) | 59 | 100.0% | 170.7 | 0 | 0.0% | 0.0 | 59 | 170.7 |
| RAPE OF A CHILD 1 >17 (POST 8/31/01) (.712) [Attempt] | 13 | 100.0% | 102.3 | 0 | 0.0% | 0.0 | 13 | 102.3 |

NOTE: * Calculations of average sentence length exclude life/death sentences.
** Non-prison includes non-confinement sentences as well as jail sentences

| OFFENSE | PRISON | | | NON-PRISON ** | | | TOTAL | |
|---|--------|--------|--------|---------------|--------|--------|-------|--------|
| | N | % | Months | N | % | Months | N | Months |
| RAPE OF A CHILD 1 >17 (POST 8/31/01) (.712) [Solicitation] | 1 | 100.0% | 220.0 | 0 | 0.0% | 0.0 | 1 | 220.0 |
| RAPE OF A CHILD 1 >17 (POST 8/31/01) (.712) [Life] | 1 | 100.0% | Life | 0 | 0.0% | 0.0 | 1 | Life |
| RAPE OF A CHILD 1 >17 (POST 8/31/01) (.712) [Life] [Attempt] | 1 | 100.0% | Life | 0 | 0.0% | 0.0 | 1 | Life |
| RAPE OF A CHILD 1 PREDATORY FINDING(.712) (POST 03/20/2006) | 1 | 100.0% | 120.0 | 0 | 0.0% | 0.0 | 1 | 120.0 |
| RAPE OF A CHILD 2 >17 (POST 8/31/01) (.712) | 31 | 100.0% | 123.5 | 0 | 0.0% | 0.0 | 31 | 123.5 |
| RAPE OF A CHILD 2 >17 (POST 8/31/01) (.712) [Attempt] | 35 | 100.0% | 75.2 | 0 | 0.0% | 0.0 | 35 | 75.2 |
| RAPE OF A CHILD 2 >17 (POST 8/31/01) (.712) [Conspiracy] | 1 | 100.0% | 1.3 | 0 | 0.0% | 0.0 | 1 | 1.3 |
| RAPE OF A CHILD 3 (POST 7/90) | 42 | 84.0% | 29.8 | 8 | 16.0% | 6.7 | 50 | 26.1 |
| RECEIVING OR GRANTING UNLAWFUL COMPENSATION | 0 | 0.0% | 0.0 | 2 | 100.0% | 0.2 | 2 | 0.2 |
| RECKLESS BURNING 1 | 3 | 9.4% | 14.5 | 29 | 90.6% | 1.9 | 32 | 3.1 |
| RENDERING CRIMINAL ASSISTANCE 1 (POST 07/01/2010) | 9 | 40.9% | 25.0 | 13 | 59.1% | 6.6 | 22 | 14.1 |
| RESIDENTIAL BURGLARY (POST 7/90) | 356 | 59.5% | 36.2 | 242 | 40.5% | 3.0 | 598 | 22.7 |
| RESIDENTIAL BURGLARY (POST 7/90) [Attempt] | 12 | 35.3% | 26.7 | 22 | 64.7% | 5.4 | 34 | 12.9 |
| RETAIL THEFT WITH EXTENUATING CIRCUMSTANCES 1 | 1 | 50.0% | 29.8 | 1 | 50.0% | 1.1 | 2 | 15.4 |
| RETAIL THEFT WITH EXTENUATING CIRCUMSTANCES 2 | 2 | 13.3% | 13.0 | 13 | 86.7% | 3.0 | 15 | 4.3 |
| RETAIL THEFT WITH EXTENUATING CIRCUMSTANCES 3 | 3 | 1.4% | 12.0 | 212 | 98.6% | 2.3 | 215 | 2.4 |
| ROBBERY 1 | 163 | 95.9% | 75.3 | 7 | 4.1% | 12.0 | 170 | 72.7 |
| ROBBERY 1 [Attempt] | 30 | 96.8% | 62.5 | 1 | 3.2% | 12.0 | 31 | 60.8 |
| ROBBERY 1 [Conspiracy] | 1 | 50.0% | 27.0 | 1 | 50.0% | 2.0 | 2 | 14.5 |
| ROBBERY 1 [Life] | 1 | 100.0% | Life | 0 | 0.0% | 0.0 | 1 | Life |
| ROBBERY 2 | 143 | 60.3% | 32.9 | 94 | 39.7% | 5.7 | 237 | 22.1 |
| ROBBERY 2 [Attempt] | 5 | 22.7% | 35.0 | 17 | 77.3% | 6.1 | 22 | 12.6 |
| ROBBERY 2 [Life] | 1 | 100.0% | Life | 0 | 0.0% | 0.0 | 1 | Life |
| SECURITY ACT VIOLATION (POST 7/89) | 1 | 100.0% | 55.0 | 0 | 0.0% | 0.0 | 1 | 55.0 |
| SELL OR DELIVER LEGEND DRUGS | 0 | 0.0% | 0.0 | 4 | 100.0% | 2.3 | 4 | 2.3 |
| SELL OR DELIVER LEGEND DRUGS [Conspiracy] | 0 | 0.0% | 0.0 | 1 | 100.0% | 0.3 | 1 | 0.3 |
| SEXUAL EXPLOITATION (POST 6/30/01) | 8 | 88.9% | 113.3 | 1 | 11.1% | 1.1 | 9 | 100.8 |
| SEXUAL MISCONDUCT 1 (POST 7/90) | 3 | 60.0% | 41.0 | 2 | 40.0% | 10.5 | 5 | 28.8 |
| STALKING (POST 6/30/00) | 5 | 71.4% | 14.0 | 2 | 28.6% | 6.0 | 7 | 11.7 |
| STALKING (POST 7/28/13) | 9 | 90.0% | 47.9 | 1 | 10.0% | 7.0 | 10 | 43.8 |
| STALKING (POST 7/28/13) [Attempt] | 0 | 0.0% | 0.0 | 1 | 100.0% | 9.0 | 1 | 9.0 |
| TAKING MOTOR VEHICLE WITHOUT PERMISSION 1 (POST 6/12/02) | 11 | 84.6% | 60.2 | 2 | 15.4% | 1.5 | 13 | 51.1 |

NOTE: * Calculations of average sentence length exclude life/death sentences.

** Non-prison includes non-confinement sentences as well as jail sentences

| OFFENSE | PRISON | | | NON-PRISON ** | | | TOTAL | |
|--|--------|--------|--------|---------------|--------|--------|-------|--------|
| | N | % | Months | N | % | Months | N | Months |
| TAKING MOTOR VEHICLE WITHOUT PERMISSION 2 (POST 6/12/02) | 228 | 28.8% | 20.7 | 563 | 71.2% | 2.0 | 791 | 7.4 |
| TAMPERING WITH A WITNESS | 32 | 55.2% | 30.5 | 26 | 44.8% | 4.4 | 58 | 18.8 |
| TELEPHONE HARASSMENT (POST 7/24/99) | 6 | 46.2% | 29.0 | 7 | 53.8% | 2.6 | 13 | 14.8 |
| THEFT 1 | 104 | 32.4% | 27.8 | 217 | 67.6% | 2.7 | 321 | 10.8 |
| THEFT 1 [Attempt] | 10 | 38.5% | 21.6 | 16 | 61.5% | 3.0 | 26 | 10.2 |
| THEFT 1 - WELFARE FRAUD | 0 | 0.0% | 0.0 | 18 | 100.0% | 0.9 | 18 | 0.9 |
| THEFT 2 | 146 | 17.8% | 20.3 | 676 | 82.2% | 2.0 | 822 | 5.2 |
| THEFT 2 - WELFARE FRAUD | 0 | 0.0% | 0.0 | 6 | 100.0% | 0.5 | 6 | 0.5 |
| THEFT FROM A VULNERABLE ADULT 1 | 3 | 100.0% | 46.7 | 0 | 0.0% | 0.0 | 3 | 46.7 |
| THEFT FROM A VULNERABLE ADULT 1 [Attempt] | 0 | 0.0% | 0.0 | 1 | 100.0% | 0.1 | 1 | 0.1 |
| THEFT FROM A VULNERABLE ADULT 2 | 0 | 0.0% | 0.0 | 3 | 100.0% | 0.5 | 3 | 0.5 |
| THEFT OF A FIREARM (POST 7/22/95) | 47 | 65.3% | 44.3 | 25 | 34.7% | 1.0 | 72 | 29.3 |
| THEFT OF A FIREARM (POST 7/22/95) [Attempt] | 0 | 0.0% | 0.0 | 1 | 100.0% | 11.3 | 1 | 11.3 |
| THEFT OF LIVESTOCK 1 | 0 | 0.0% | 0.0 | 1 | 100.0% | 12.0 | 1 | 12.0 |
| THEFT OF LIVESTOCK 2 | 0 | 0.0% | 0.0 | 1 | 100.0% | 0.0 | 1 | 0.0 |
| THEFT OF MOTOR VEHICLE | 123 | 50.6% | 27.3 | 120 | 49.4% | 2.2 | 243 | 14.9 |
| THEFT OF MOTOR VEHICLE [Attempt] | 20 | 46.5% | 23.0 | 23 | 53.5% | 3.0 | 43 | 12.3 |
| THEFT OF RENTAL OR LEASED PROPERTY (\$250-\$1,500) | 1 | 16.7% | 12.0 | 5 | 83.3% | 1.1 | 6 | 2.9 |
| THEFT OF RENTAL OR LEASED PROPERTY (<\$1,500) [Attempt] | 1 | 100.0% | 18.8 | 0 | 0.0% | 0.0 | 1 | 18.8 |
| THEFT W/ INTENT RESELL 1 | 1 | 50.0% | 68.0 | 1 | 50.0% | 4.0 | 2 | 36.0 |
| THEFT W/ INTENT RESELL 2 | 1 | 10.0% | 26.0 | 9 | 90.0% | 1.3 | 10 | 3.8 |
| THREATS TO BOMB (POST 7/89) | 1 | 14.3% | 33.0 | 6 | 85.7% | 5.7 | 7 | 9.6 |
| THREATS TO BOMB (POST 7/89) [Attempt] | 0 | 0.0% | 0.0 | 1 | 100.0% | 11.3 | 1 | 11.3 |
| TRAFFICKING 2ND DEGREE | 2 | 100.0% | 109.5 | 0 | 0.0% | 0.0 | 2 | 109.5 |
| TRAFFICKING IN STOLEN PROPERTY 1 | 107 | 47.6% | 33.1 | 118 | 52.4% | 2.2 | 225 | 16.9 |
| TRAFFICKING IN STOLEN PROPERTY 1 [Attempt] | 3 | 27.3% | 17.1 | 8 | 72.7% | 3.9 | 11 | 7.5 |
| TRAFFICKING IN STOLEN PROPERTY 2 | 36 | 26.1% | 24.3 | 102 | 73.9% | 3.1 | 138 | 8.6 |
| UNLAWFUL DISCHARGE OF A LASER 1 | 0 | 0.0% | 0.0 | 2 | 100.0% | 0.9 | 2 | 0.9 |
| UNLAWFUL FACTORING CREDIT/PAY CARD TRANSACTION-1ST | 1 | 100.0% | 12.0 | 0 | 0.0% | 0.0 | 1 | 12.0 |
| UNLAWFUL FISH AND SHELLFISH CATCH ACCOUNTING 1ST DEGREE | 0 | 0.0% | 0.0 | 2 | 100.0% | 1.0 | 2 | 1.0 |
| UNLAWFUL HUNTING BIG GAME - 1ST | 0 | 0.0% | 0.0 | 5 | 100.0% | 6.4 | 5 | 6.4 |
| UNLAWFUL IMPRISONMENT | 21 | 32.3% | 30.9 | 44 | 67.7% | 3.8 | 65 | 12.5 |
| UNLAWFUL ISSUANCE OF CHECKS OR DRAFTS | 4 | 33.3% | 18.4 | 8 | 66.7% | 1.6 | 12 | 7.2 |

NOTE: * Calculations of average sentence length exclude life/death sentences.

** Non-prison includes non-confinement sentences as well as jail sentences

| OFFENSE | PRISON | | | NON-PRISON ** | | | TOTAL | |
|---|--------------|--------------|-------------|---------------|--------------|------------|---------------|-------------|
| | N | % | Months | N | % | Months | N | Months |
| UNLAWFUL POSSESSION OF FICTITIOUS IDENTIFICATION | 0 | 0.0% | 0.0 | 1 | 100.0% | 0.0 | 1 | 0.0 |
| UNLAWFUL POSSESSION OF FIREARM 1 | 189 | 96.9% | 67.2 | 6 | 3.1% | 1.1 | 195 | 65.2 |
| UNLAWFUL POSSESSION OF FIREARM 1 [Attempt] | 19 | 100.0% | 30.0 | 0 | 0.0% | 0.0 | 19 | 30.0 |
| UNLAWFUL POSSESSION OF FIREARM 1 [Conspiracy] | 1 | 100.0% | 20.0 | 0 | 0.0% | 0.0 | 1 | 20.0 |
| UNLAWFUL POSSESSION OF FIREARM 2 | 220 | 39.2% | 29.9 | 341 | 60.8% | 4.0 | 561 | 14.2 |
| UNLAWFUL POSSESSION OF PAYMENT INSTRUMENTS | 0 | 0.0% | 0.0 | 5 | 100.0% | 1.4 | 5 | 1.4 |
| UNLAWFUL TRAFFICKING FISH OR WILDLIFE - 2 post 06/07/2012 | 0 | 0.0% | 0.0 | 1 | 100.0% | 0.0 | 1 | 0.0 |
| UNLAWFUL USE OF FORTIFIED BUILDING (POST 1988) | 0 | 0.0% | 0.0 | 1 | 100.0% | 2.0 | 1 | 2.0 |
| UNLAWFUL WRECKLING VEHICLES WITHOUT LICENSE SUBS | 0 | 0.0% | 0.0 | 2 | 100.0% | 2.0 | 2 | 2.0 |
| USE BUILDING FOR DRUGS (POST 7/24/99) | 2 | 9.5% | 16.5 | 19 | 90.5% | 2.0 | 21 | 3.4 |
| VEHICLE PROWL 1 | 3 | 37.5% | 17.3 | 5 | 62.5% | 4.3 | 8 | 9.2 |
| VEHICLE PROWL 2 (3RD OR SUBS - POST 2013) | 8 | 100.0% | 45.0 | 0 | 0.0% | 0.0 | 8 | 45.0 |
| VEHICULAR ASSAULT DISREGARD SAFETY (POST 7/21/01) | 15 | 30.6% | 28.8 | 34 | 69.4% | 2.5 | 49 | 10.6 |
| VEHICULAR ASSAULT DISREGARD SAFETY (POST 7/21/01) [Attempt] | 0 | 0.0% | 0.0 | 1 | 100.0% | 1.0 | 1 | 1.0 |
| VEHICULAR ASSAULT UNDER INFL/RECKLESS (POST 7/21/01) | 37 | 33.3% | 30.7 | 74 | 66.7% | 5.5 | 111 | 13.9 |
| VEHICULAR HOMICIDE - DISREGARD SAFETY OF OTHERS (POST 6/5/96) | 18 | 94.7% | 56.8 | 1 | 5.3% | 0.1 | 19 | 53.8 |
| VEHICULAR HOMICIDE - DRUNK (LEV 11. POST 06/07/2012) | 24 | 100.0% | 123.5 | 0 | 0.0% | 0.0 | 24 | 123.5 |
| VEHICULAR HOMICIDE - RECKLESS MANNER (POST 6/5/96) | 3 | 100.0% | 74.7 | 0 | 0.0% | 0.0 | 3 | 74.7 |
| VIEW DEPICTION OF MINOR ENGAGED SEX CONDUCT 1ST DEGREE | 5 | 83.3% | 23.8 | 1 | 16.7% | 6.0 | 6 | 20.8 |
| VIEW DEPICTION OF MINOR ENGAGED SEX CONDUCT 2ND DEG | 0 | 0.0% | 0.0 | 5 | 100.0% | 5.7 | 5 | 5.7 |
| VIOLATION OF FOREIGN PROTECTION ORDER | 1 | 0.9% | 12.0 | 105 | 99.1% | 3.8 | 106 | 3.8 |
| VOYEURISM (POST 06/07/06) | 4 | 21.1% | 41.8 | 15 | 78.9% | 4.5 | 19 | 12.3 |
| | 8,784 | 36.2% | 40.9 | 15,473 | 63.8% | 2.7 | 24,257 | 16.5 |

NOTE: * Calculations of average sentence length exclude life/death sentences.

** Non-prison includes non-confinement sentences as well as jail sentences

**Table 3A. Sentencing Grid Frequencies
Fiscal Year 2019**

| SERIOUSNESS LEVEL | OFFENDER SCORE | | | | | | | | | | TOTAL |
|----------------------|----------------|--------------|--------------|--------------|--------------|--------------|------------|------------|------------|--------------|---------------|
| | 0 | 1 | 2 | 3 | 4 | 5 | 6 | 7 | 8 | 9 | |
| XVI | 6 | 0 | 0 | 0 | 0 | 0 | 0 | 0 | 0 | 0 | 6 |
| XV | 21 | 4 | 5 | 3 | 6 | 3 | 4 | 1 | 1 | 8 | 56 |
| XIV | 24 | 4 | 9 | 3 | 6 | 3 | 3 | 2 | 4 | 3 | 61 |
| XIII | 1 | 0 | 0 | 0 | 0 | 0 | 0 | 0 | 0 | 1 | 2 |
| XII | 57 | 7 | 18 | 32 | 8 | 9 | 5 | 3 | 5 | 39 | 183 |
| XI | 51 | 10 | 9 | 24 | 8 | 3 | 10 | 2 | 1 | 13 | 131 |
| X | 50 | 2 | 2 | 18 | 5 | 4 | 25 | 2 | 3 | 22 | 133 |
| IX | 49 | 21 | 37 | 18 | 26 | 22 | 10 | 9 | 6 | 42 | 240 |
| VIII | 18 | 9 | 6 | 9 | 2 | 5 | 10 | 1 | 1 | 4 | 65 |
| VII | 60 | 28 | 32 | 74 | 35 | 38 | 43 | 26 | 19 | 127 | 482 |
| VI | 40 | 20 | 22 | 40 | 11 | 8 | 20 | 5 | 6 | 41 | 213 |
| V | 150 | 52 | 84 | 95 | 98 | 79 | 76 | 59 | 50 | 219 | 962 |
| IV | 594 | 328 | 265 | 261 | 201 | 146 | 139 | 81 | 68 | 374 | 2,457 |
| III | 1,224 | 784 | 617 | 386 | 342 | 315 | 217 | 187 | 125 | 566 | 4,763 |
| II | 596 | 310 | 238 | 181 | 161 | 169 | 186 | 124 | 117 | 725 | 2,807 |
| I | 793 | 550 | 304 | 272 | 286 | 211 | 150 | 141 | 142 | 583 | 3,432 |
| Unranked | 2,720 | 1 | 0 | 0 | 0 | 1 | 0 | 0 | 0 | 0 | 2,722 |
| TOTAL | 6,454 | 2,130 | 1,648 | 1,416 | 1,195 | 1,016 | 898 | 643 | 548 | 2,767 | 18,715 |

NOTE: The shaded area in the table indicates offenses with a presumptive sentence of one year or less (non-prison). Sentences imposed under the Drug Grid are excluded.

**Table 3B. Drug Sentencing Grid Frequencies
Fiscal Year 2019**

| SERIOUSNESS LEVEL | OFFENDER SCORE | | | TOTAL |
|-------------------|-----------------------|-----------------------|-----------------------|------------------------|
| | 0 - 2 | 3 - 5 | 6 - 9 | |
| III | 12 0.2% | 6 0.1% | 12 0.2% | 30 0.5% |
| II | 317 5.7% | 185 3.3% | 239 4.3% | 741 13.4% |
| I | 2,669 48.2% | 981 17.7% | 1,121 20.2% | 4,771 86.1% |
| TOTAL | 2,998 54.1% | 1,172 21.1% | 1,372 24.8% | 5,542 100.0% |

**Table 4. Number of Sentences for Violent and Nonviolent Offenses
by Facility Type and County
Fiscal Year 2019**

| COUNTY | VIOLENT | | | NONVIOLENT | | | TOTAL | | | TOTAL |
|--------------|--------------|--------------|-------------|---------------|--------------|--------------|---------------|--------------|--------------|---------------|
| | Jail | Prison | Other* | Jail | Prison | Other* | Jail | Prison | Other* | |
| Adams | 1 | 1 | 0 | 41 | 8 | 4 | 42 | 9 | 4 | 55 |
| Asotin | 4 | 5 | 0 | 65 | 44 | 15 | 69 | 49 | 15 | 133 |
| Benton | 13 | 51 | 0 | 461 | 232 | 51 | 474 | 283 | 51 | 808 |
| Chelan | 5 | 14 | 0 | 287 | 108 | 51 | 292 | 122 | 51 | 465 |
| Clallam | 6 | 7 | 0 | 137 | 77 | 27 | 143 | 84 | 27 | 254 |
| Clark | 26 | 104 | 0 | 924 | 449 | 47 | 950 | 553 | 47 | 1,550 |
| Columbia | 0 | 0 | 0 | 9 | 5 | 5 | 9 | 5 | 5 | 19 |
| Cowlitz | 5 | 43 | 0 | 666 | 390 | 155 | 671 | 433 | 155 | 1,259 |
| Douglas | 4 | 8 | 0 | 84 | 47 | 8 | 88 | 55 | 8 | 151 |
| Ferry | 1 | 3 | 0 | 11 | 7 | 0 | 12 | 10 | 0 | 22 |
| Franklin | 11 | 33 | 0 | 173 | 112 | 36 | 184 | 145 | 36 | 365 |
| Garfield | 0 | 0 | 0 | 7 | 7 | 0 | 7 | 7 | 0 | 14 |
| Grant | 4 | 21 | 0 | 214 | 88 | 47 | 218 | 109 | 47 | 374 |
| Grays Harbor | 16 | 27 | 0 | 252 | 130 | 21 | 268 | 157 | 21 | 446 |
| Island | 2 | 11 | 0 | 77 | 43 | 2 | 79 | 54 | 2 | 135 |
| Jefferson | 6 | 8 | 0 | 39 | 24 | 6 | 45 | 32 | 6 | 83 |
| King | 94 | 281 | 5 | 1,174 | 960 | 400 | 1,268 | 1,241 | 405 | 2,914 |
| Kitsap | 20 | 85 | 0 | 640 | 371 | 67 | 660 | 456 | 67 | 1,183 |
| Kittitas | 1 | 22 | 0 | 113 | 58 | 2 | 114 | 80 | 2 | 196 |
| Klickitat | 1 | 7 | 0 | 57 | 26 | 1 | 58 | 33 | 1 | 92 |
| Lewis | 14 | 36 | 0 | 367 | 215 | 76 | 381 | 251 | 76 | 708 |
| Lincoln | 1 | 5 | 0 | 25 | 17 | 0 | 26 | 22 | 0 | 48 |
| Mason | 8 | 13 | 0 | 78 | 60 | 17 | 86 | 73 | 17 | 176 |
| Okanogan | 5 | 11 | 0 | 111 | 55 | 7 | 116 | 66 | 7 | 189 |
| Pacific | 1 | 9 | 0 | 103 | 42 | 14 | 104 | 51 | 14 | 169 |
| Pend Oreille | 1 | 0 | 0 | 47 | 11 | 0 | 48 | 11 | 0 | 59 |
| Pierce | 66 | 198 | 2 | 1,767 | 1,009 | 85 | 1,833 | 1,207 | 87 | 3,127 |
| San Juan | 0 | 2 | 0 | 13 | 5 | 0 | 13 | 7 | 0 | 20 |
| Skagit | 11 | 37 | 0 | 418 | 193 | 3 | 429 | 230 | 3 | 662 |
| Skamania | 1 | 6 | 0 | 28 | 10 | 4 | 29 | 16 | 4 | 49 |
| Snohomish | 53 | 143 | 0 | 935 | 740 | 177 | 988 | 883 | 177 | 2,048 |
| Spokane | 66 | 132 | 2 | 1,733 | 614 | 213 | 1,799 | 746 | 215 | 2,760 |
| Stevens | 5 | 14 | 0 | 152 | 58 | 25 | 157 | 72 | 25 | 254 |
| Thurston | 22 | 69 | 0 | 628 | 410 | 41 | 650 | 479 | 41 | 1,170 |
| Wahkiakum | 1 | 0 | 0 | 6 | 0 | 0 | 7 | 0 | 0 | 7 |
| Walla Walla | 2 | 8 | 0 | 107 | 32 | 25 | 109 | 40 | 25 | 174 |
| Whatcom | 9 | 45 | 0 | 443 | 195 | 61 | 452 | 240 | 61 | 753 |
| Whitman | 3 | 5 | 0 | 100 | 15 | 8 | 103 | 20 | 8 | 131 |
| Yakima | 40 | 83 | 0 | 632 | 370 | 110 | 672 | 453 | 110 | 1,235 |
| TOTAL | 529 | 1,547 | 9 | 13,124 | 7,237 | 1,811 | 13,653 | 8,784 | 1,820 | 24,257 |
| | 25.4% | 74.2% | 0.4% | 59.2% | 32.6% | 8.2% | 56.3% | 36.2% | 7.5% | |

* Other sentence includes non-confinement sentences such as a residential drug offender sentencing alternative, parenting alternative, etc.

**Table 5. Percentage of Sentences for Violent and Nonviolent Offenses by Facility Type and County
Fiscal Year 2019**

| COUNTY | VIOLENT | | NONVIOLENT | | TOTAL | |
|--------------|--------------|--------------|--------------|--------------|--------------|--------------|
| | Jail | Prison | Jail | Prison | Jail | Prison |
| Adams | 50.0% | 50.0% | 83.7% | 16.3% | 82.4% | 17.6% |
| Asotin | 44.4% | 55.6% | 59.6% | 40.4% | 58.5% | 41.5% |
| Benton | 20.3% | 79.7% | 66.5% | 33.5% | 62.6% | 37.4% |
| Chelan | 26.3% | 73.7% | 72.7% | 27.3% | 70.5% | 29.5% |
| Clallam | 46.2% | 53.8% | 64.0% | 36.0% | 63.0% | 37.0% |
| Clark | 20.0% | 80.0% | 67.3% | 32.7% | 63.2% | 36.8% |
| Columbia | n.a. | n.a. | 64.3% | 35.7% | 64.3% | 35.7% |
| Cowlitz | 10.4% | 89.6% | 63.1% | 36.9% | 60.8% | 39.2% |
| Douglas | 33.3% | 66.7% | 64.1% | 35.9% | 61.5% | 38.5% |
| Ferry | 25.0% | 75.0% | 61.1% | 38.9% | 54.5% | 45.5% |
| Franklin | 25.0% | 75.0% | 60.7% | 39.3% | 55.9% | 44.1% |
| Garfield | n.a. | n.a. | 50.0% | 50.0% | 50.0% | 50.0% |
| Grant | 16.0% | 84.0% | 70.9% | 29.1% | 66.7% | 33.3% |
| Grays Harbor | 37.2% | 62.8% | 66.0% | 34.0% | 63.1% | 36.9% |
| Island | 15.4% | 84.6% | 64.2% | 35.8% | 59.4% | 40.6% |
| Jefferson | 42.9% | 57.1% | 61.9% | 38.1% | 58.4% | 41.6% |
| King | 25.1% | 74.9% | 55.0% | 45.0% | 50.5% | 49.5% |
| Kitsap | 19.0% | 81.0% | 63.3% | 36.7% | 59.1% | 40.9% |
| Kittitas | 4.3% | 95.7% | 66.1% | 33.9% | 58.8% | 41.2% |
| Klickitat | 12.5% | 87.5% | 68.7% | 31.3% | 63.7% | 36.3% |
| Lewis | 28.0% | 72.0% | 63.1% | 36.9% | 60.3% | 39.7% |
| Lincoln | 16.7% | 83.3% | 59.5% | 40.5% | 54.2% | 45.8% |
| Mason | 38.1% | 61.9% | 56.5% | 43.5% | 54.1% | 45.9% |
| Okanogan | 31.3% | 68.8% | 66.9% | 33.1% | 63.7% | 36.3% |
| Pacific | 10.0% | 90.0% | 71.0% | 29.0% | 67.1% | 32.9% |
| Pend Oreille | 100.0% | 0.0% | 81.0% | 19.0% | 81.4% | 18.6% |
| Pierce | 25.0% | 75.0% | 63.7% | 36.3% | 60.3% | 39.7% |
| San Juan | 0.0% | 100.0% | 72.2% | 27.8% | 65.0% | 35.0% |
| Skagit | 22.9% | 77.1% | 68.4% | 31.6% | 65.1% | 34.9% |
| Skamania | 14.3% | 85.7% | 73.7% | 26.3% | 64.4% | 35.6% |
| Snohomish | 27.0% | 73.0% | 55.8% | 44.2% | 52.8% | 47.2% |
| Spokane | 33.3% | 66.7% | 73.8% | 26.2% | 70.7% | 29.3% |
| Stevens | 26.3% | 73.7% | 72.4% | 27.6% | 68.6% | 31.4% |
| Thurston | 24.2% | 75.8% | 60.5% | 39.5% | 57.6% | 42.4% |
| Wahkiakum | 100.0% | 0.0% | 100.0% | 0.0% | 100.0% | 0.0% |
| Walla Walla | 20.0% | 80.0% | 77.0% | 23.0% | 73.2% | 26.8% |
| Whatcom | 16.7% | 83.3% | 69.4% | 30.6% | 65.3% | 34.7% |
| Whitman | 37.5% | 62.5% | 87.0% | 13.0% | 83.7% | 16.3% |
| Yakima | 32.5% | 67.5% | 63.1% | 36.9% | 59.7% | 40.3% |
| TOTAL | 25.5% | 74.5% | 64.5% | 35.5% | 60.9% | 39.1% |

NOTE: Excludes offenders not sentenced to either jail or prison.

**Table 6. VUCSA* Dealing and Non-dealing Sentences by County
Fiscal Year 2019**

| COUNTY | DEALING | NON-DEALING | TOTAL |
|---------------|----------------|--------------------|---------------|
| Adams | 1 | 15 | 16 |
| Asotin | 12 | 24 | 36 |
| Benton | 27 | 253 | 280 |
| Chelan | 30 | 157 | 187 |
| Clallam | 8 | 63 | 71 |
| Clark | 69 | 439 | 508 |
| Columbia | 0 | 10 | 10 |
| Cowlitz | 87 | 643 | 730 |
| Douglas | 6 | 55 | 61 |
| Ferry | 2 | 6 | 8 |
| Franklin | 5 | 109 | 114 |
| Garfield | 2 | 4 | 6 |
| Grant | 11 | 99 | 110 |
| Grays Harbor | 21 | 107 | 128 |
| Island | 3 | 34 | 37 |
| Jefferson | 5 | 16 | 21 |
| King | 115 | 196 | 311 |
| Kitsap | 50 | 346 | 396 |
| Kittitas | 3 | 45 | 48 |
| Klickitat | 4 | 21 | 25 |
| Lewis | 35 | 217 | 252 |
| Lincoln | 1 | 8 | 9 |
| Mason | 4 | 27 | 31 |
| Okanogan | 9 | 55 | 64 |
| Pacific | 9 | 46 | 55 |
| Pend Oreille | 0 | 17 | 17 |
| Pierce | 166 | 469 | 635 |
| San Juan | 0 | 5 | 5 |
| Skagit | 40 | 203 | 243 |
| Skamania | 0 | 13 | 13 |
| Snohomish | 90 | 372 | 462 |
| Spokane | 82 | 702 | 784 |
| Stevens | 5 | 66 | 71 |
| Thurston | 44 | 332 | 376 |
| Wahkiakum | 0 | 1 | 1 |
| Walla Walla | 16 | 77 | 93 |
| Whatcom | 40 | 180 | 220 |
| Whitman | 1 | 54 | 55 |
| Yakima | 34 | 241 | 275 |
| TOTAL | 1,037 | 5,727 | 6,764 |
| | 15.3% | 84.7% | 100.0% |

* Violation of the Uniform Controlled Substance Act.

Table 7. Sentences with a Deadly Weapon Finding Fiscal Year 2019

The table below lists deadly weapon enhancements, by offense and type of weapon, for those sentences that received a deadly weapon enhancement. Deadly weapon enhancements for offenses committed prior to July 24, 1995 do not distinguish firearms from other deadly weapons. Initiative I-159 ("Hard Time for Armed Crime") provides deadly weapon enhancements for any felony offense committed after July 23, 1995. I-159 enhancements are greater for firearms than for other deadly weapons (see RCW 9.94A.533).

| OFFENSE | FIREARMS | NON-FIREARMS | TOTAL |
|--|------------|--------------|------------|
| AGGRAVATED MURDER 1 (POST 7/24/99) [Life] | 4 | 0 | 4 |
| ASSAULT 1 (POST 7/1/90) | 15 | 14 | 29 |
| ASSAULT 1 (POST 7/1/90) [Attempt] | 1 | 4 | 5 |
| ASSAULT 2 (POST 7/1/88) | 37 | 52 | 89 |
| ASSAULT 3 (POST 7/1/88) | 2 | 11 | 13 |
| BURGLARY 1 | 1 | 5 | 6 |
| BURGLARY 1 [Attempt] | 1 | 1 | 2 |
| BURGLARY 2 (NONDWELLING - POST 7/90) | 0 | 1 | 1 |
| COMMER SEX ABUSE A MINOR (POST 06/10/2010) | 1 | 0 | 1 |
| DEL POS W/I METH - 1ST OFFENSE (POST 6/30/98) | 7 | 3 | 10 |
| DEL POS W/I METH - 1ST OFFENSE (POST 6/30/98) [Solicitation] | 0 | 1 | 1 |
| DEL POS W/I METH - 2ND OFFENSE (POST 6/30/98) | 3 | 0 | 3 |
| DEL POS W/I METH - SCHOOL ZONE (POST 6/30/98) | 1 | 0 | 1 |
| HARASSMENT | 0 | 1 | 1 |
| INTIMIDATING A WITNESS | 1 | 0 | 1 |
| KIDNAPPING 1 | 3 | 3 | 6 |
| KIDNAPPING 1 [Attempt] | 1 | 0 | 1 |
| MANSLAUGHTER 1 (POST 7/26/97) | 2 | 4 | 6 |
| MANSLAUGHTER 2 (POST 7/26/97) | 3 | 1 | 4 |
| MFG DEL POS W/I HER (POST 6/30/02) (L7) | 1 | 1 | 2 |
| MFG DEL POS W/I HER (POST 6/30/02) (L7) [Solicitation] | 0 | 1 | 1 |
| MFG DEL POS W/I SCH I/II NARC OR FLUNT-1ST OFF | 1 | 1 | 2 |
| MURDER 1 (7/1/90-7/24/99) | 1 | 0 | 1 |
| MURDER 1 (7/1/90-7/24/99) [Attempt] | 1 | 0 | 1 |
| MURDER 1 (POST 7/24/99) | 14 | 8 | 22 |
| MURDER 1 (POST 7/24/99) [Attempt] | 2 | 0 | 2 |
| MURDER 1 (POST 7/24/99) [Conspiracy] | 1 | 0 | 1 |
| MURDER 1 (POST 7/24/99) [Life] | 2 | 0 | 2 |
| MURDER 1 (POST 7/24/99) [Life] [Attempt] | 1 | 0 | 1 |
| MURDER 2 (POST 7/24/99) | 16 | 11 | 27 |
| MURDER 2 (POST 7/24/99) [Attempt] | 2 | 1 | 3 |
| POSS OF CONTROL SUBSTANCE - OTHER, EXCEPT PCP/FLUNIT | 2 | 0 | 2 |
| RAPE 1 (POST 8/31/01) (.712) | 1 | 0 | 1 |
| RESIDENTIAL BURGLARY (POST 7/90) | 1 | 0 | 1 |
| ROBBERY 1 | 10 | 11 | 21 |
| ROBBERY 1 [Attempt] | 3 | 1 | 4 |
| ROBBERY 2 | 1 | 10 | 11 |
| UNLAWFUL IMPRISONMENT | 0 | 1 | 1 |
| TOTAL | 143 | 147 | 290 |

**Table 8. Sentences with a Sexual Motivation Finding
Fiscal Year 2019**

| OFFENSES | NUMBER OF SENTENCES WITH SEXUAL MOTIVATION FINDING | TOTAL OF CASES WITH SAME UNDERLYING OFFENSE THAT WAS COMMITTED FOR EACH* |
|--|---|---|
| ASSAULT 2 (POST 7/1/88) | 6 | 687 |
| ASSAULT 3 (POST 7/1/88) | 10 | 1,634 |
| ASSAULT OF A CHILD 1 | 1 | 2 |
| ASSAULT OF A CHILD 3 | 2 | 34 |
| BURGLARY 1 [Attempt] | 1 | 7 |
| DEL SCHEDULE I/II NARC/FLUNT/METH MINOR - OVER 18 YRS OLD (POST 07/01/2004) | 1 | 1 |
| EXTORTION 2 | 1 | 3 |
| INDECENT EXPOSURE (POST 7/24/99) | 2 | 18 |
| INDECENT EXPOSURE (PRE 7/25/99) | 4 | 14 |
| KIDNAPPING 1 | 1 | 12 |
| KIDNAPPING 2 | 1 | 13 |
| UNLAWFUL IMPRISONMENT | 1 | 65 |
| TOTAL | 31 | 2,490 |

* Technically, any felony offense other than a sex offense is eligible for a finding of sexual motivation. This column reflects the total number of sentences for those offenses with at least one sexual motivation finding.

**Table 9. Type of Verdict Imposed by Crime Type
Fiscal Year 2019**

| TYPE OF VERDICT | NONVIOLENT | | VIOLENT | | TOTAL | |
|-----------------|---------------|---------------|--------------|---------------|---------------|---------------|
| | Number | Percent | Number | Percent | Number | Percent |
| BENCH TRIAL | 343 | 1.5% | 15 | 0.7% | 358 | 1.5% |
| JURY TRIAL | 260 | 1.2% | 164 | 7.9% | 424 | 1.7% |
| GUILTY PLEA | 21,569 | 97.3% | 1,906 | 91.4% | 23,475 | 96.8% |
| TOTAL | 22,172 | 100.0% | 2,085 | 100.0% | 24,257 | 100.0% |

**Table 10. Sentence Departures by Type and Direction
Fiscal Year 2019**

| SENTENCE TYPE | SENTENCE RELATIVE TO THE STANDARD RANGE | | | |
|---|---|-------------------------------|---------------------------|--------------------------------|
| | BELOW | WITHIN | ABOVE | TOTAL |
| Exceptional* | 1,179 68.1% | 228 13.2% | 325 18.8% | 1,732 100.0% |
| SSOSA** (635 Eligible ¹) | 67 98.5% | 1 1.5% | 0 0.0% | 68 100.0% |
| First-time Offender Waiver*** (5853 Eligible ¹) | 855 52.7% | 760 46.8% | 8 0.5% | 1,623 100.0% |
| Prison Drug Offender Sentencing Alternative | 1,367 89.8% | 155 10.2% | 0 0.0% | 1,522 100.0% |
| Residential Drug Offender Sentencing Alternative | 1,027 99.5% | 5 0.5% | 0 0.0% | 1,032 100.0% |
| Parenting Sentencing Alternative | 69 98.6% | 1 1.4% | 0 0.0% | 70 100.0% |
| Standard**** | 41 0.2% | 18,152 99.7% | 17 0.1% | 18,210 100.0% |
| TOTAL | 4,605 19.0% | 19,302 79.6% | 350 1.4% | 24,257 100.0% |

*Exceptional sentences include departures above or below the standard range, as well as sentences in which the court orders a term of confinement within the standard range, but under terms of an exceptional sentence adds conditions not allowed as part of the standard range (e.g., treatment).

**Sex offenders who have no prior felony sex convictions may receive a sentence under the Special Sex Offender Sentencing Alternative (SSOSA) if they are not convicted of a serious violent offense with a sexual motivation finding or of Rape 1, Attempted Rape 1, or Rape 2 and have a current offense and criminal history that permits the court to impose a sentence within the standard range of less than eleven years confinement. Under current law, offenders sentenced under this alternative receive a suspended sentence and may receive up to twelve months in jail, community supervision for three years or the length of the suspended sentence (whichever is greater), inpatient or outpatient sex offender treatment, crime-related prohibitions and requirements for affirmative conduct. If the offender violates the conditions of supervision, the original suspended sentence may be imposed.

***Offenders are eligible for the First-time Offender Waiver if the current offense is not a violent offense, sex offense or certain drug offenses, and if the offender has no prior felony convictions. If the First-time Offender Waiver is used, the standard range is waived and the offender may receive up to 90 days in jail, two years of community supervision, crime-related prohibitions and requirements for affirmative conduct. An aggravated departure occurs when an offender with a 0 to 60-day standard range (a Seriousness Level I offense with an offender score of 0) receives a sentence over 60 days (up to 90 days).

****The Standard Range category includes some sentence departures not resulting from the use of the First-time Offender Waiver, SSOSA or an exceptional sentence. These departures often occur as the result of clerical errors.

¹ These data are not comparable to reports prior to the FY97 report. Prior to FY97, criminal history that had "washed out" was not taken into consideration in determining eligibility.

**Table 11. Sentence Departures by Type and Offense
Fiscal Year 2019**

| OFFENSE | EXCEPTIONAL | | | | SSOSA | | FTOW | | DOSA | | FOSA* | | TOTAL |
|---|-------------|-------|--------|-------|-------|------|------|--------|------|--------|-------|--------|-------|
| | Above | Below | Within | % | N | % | N | % | N | % | N | % | |
| ABANDON DEPENDENT PERSONS 2 (POST 06/07/06) | 0 | 0 | 0 | 0.0% | 0 | 0.0% | 0 | 0.0% | 0 | 0.0% | 1 | 100.0% | 1 |
| AGGRAVATED MURDER 1 (POST 7/24/99) [Life] | 0 | 0 | 0 | 0.0% | 0 | 0.0% | 0 | 0.0% | 0 | 0.0% | 0 | 0.0% | 6 |
| ALIEN IN POSSESSION OF A FIREARM | 0 | 0 | 0 | 0.0% | 0 | 0.0% | 2 | 25.0% | 0 | 0.0% | 0 | 0.0% | 8 |
| ANIMAL CRUELTY 1 | 1 | 0 | 0 | 7.7% | 0 | 0.0% | 3 | 23.1% | 0 | 0.0% | 0 | 0.0% | 13 |
| ANIMAL CRUELTY 1 - SEX/CONDUCT | 0 | 0 | 0 | 0.0% | 0 | 0.0% | 0 | 0.0% | 0 | 0.0% | 0 | 0.0% | 1 |
| ARSON 1 | 0 | 2 | 0 | 20.0% | 0 | 0.0% | 0 | 0.0% | 0 | 0.0% | 0 | 0.0% | 10 |
| ARSON 1 [Attempt] | 0 | 0 | 0 | 0.0% | 0 | 0.0% | 0 | 0.0% | 0 | 0.0% | 0 | 0.0% | 4 |
| ARSON 1 [Conspiracy] | 0 | 0 | 0 | 0.0% | 0 | 0.0% | 0 | 0.0% | 0 | 0.0% | 0 | 0.0% | 1 |
| ARSON 2 | 4 | 0 | 0 | 9.8% | 0 | 0.0% | 0 | 0.0% | 0 | 0.0% | 0 | 0.0% | 41 |
| ASSAULT 1 (POST 7/1/90) | 5 | 19 | 1 | 40.3% | 0 | 0.0% | 0 | 0.0% | 0 | 0.0% | 0 | 0.0% | 62 |
| ASSAULT 1 (POST 7/1/90) [Attempt] | 0 | 4 | 0 | 23.5% | 0 | 0.0% | 0 | 0.0% | 0 | 0.0% | 0 | 0.0% | 17 |
| ASSAULT 1 (POST 7/1/90) [Conspiracy] | 0 | 0 | 0 | 0.0% | 0 | 0.0% | 0 | 0.0% | 0 | 0.0% | 0 | 0.0% | 2 |
| ASSAULT 1 (POST 7/1/90) [Life] | 0 | 0 | 0 | 0.0% | 0 | 0.0% | 0 | 0.0% | 0 | 0.0% | 0 | 0.0% | 1 |
| ASSAULT 2 (POST 7/1/88) | 42 | 44 | 9 | 13.8% | 0 | 0.0% | 0 | 0.0% | 0 | 0.0% | 0 | 0.0% | 687 |
| ASSAULT 2 (POST 7/1/88) [Attempt] | 0 | 8 | 0 | 21.6% | 0 | 0.0% | 7 | 18.9% | 2 | 5.4% | 0 | 0.0% | 37 |
| ASSAULT 2 (POST 7/1/88) [Conspiracy] | 0 | 0 | 0 | 0.0% | 0 | 0.0% | 1 | 100.0% | 0 | 0.0% | 0 | 0.0% | 1 |
| ASSAULT 2 (POST 7/1/88) [Solicitation] | 0 | 0 | 0 | 0.0% | 0 | 0.0% | 0 | 0.0% | 0 | 0.0% | 0 | 0.0% | 1 |
| ASSAULT 2 (POST 7/1/88) [Life] | 0 | 0 | 0 | 0.0% | 0 | 0.0% | 0 | 0.0% | 0 | 0.0% | 0 | 0.0% | 1 |
| ASSAULT 3 (POST 7/1/88) | 25 | 108 | 25 | 9.7% | 1 | 0.1% | 279 | 17.1% | 66 | 4.0% | 1 | 0.1% | 1,634 |
| ASSAULT 4 (3rd DOMESTIC VIOLENT OFFENSE) | 0 | 0 | 0 | 0.0% | 0 | 0.0% | 1 | 25.0% | 0 | 0.0% | 0 | 0.0% | 4 |
| ASSAULT OF A CHILD 1 | 1 | 0 | 0 | 50.0% | 0 | 0.0% | 0 | 0.0% | 0 | 0.0% | 0 | 0.0% | 2 |
| ASSAULT OF A CHILD 2 | 2 | 2 | 0 | 21.1% | 0 | 0.0% | 0 | 0.0% | 0 | 0.0% | 0 | 0.0% | 19 |
| ASSAULT OF A CHILD 3 | 2 | 0 | 0 | 5.9% | 0 | 0.0% | 6 | 17.6% | 0 | 0.0% | 0 | 0.0% | 34 |
| ATTEMPTING TO ELUDE PURSUING POLICE VEHICLE | 10 | 17 | 4 | 4.4% | 0 | 0.0% | 44 | 6.2% | 46 | 6.5% | 2 | 0.3% | 707 |
| BAIL JUMP WITH CLASS A (POST 7/89) | 0 | 0 | 0 | 0.0% | 0 | 0.0% | 0 | 0.0% | 0 | 0.0% | 0 | 0.0% | 4 |
| BAIL JUMP WITH CLASS B OR C (POST 7/89) | 0 | 28 | 5 | 9.4% | 0 | 0.0% | 45 | 12.9% | 34 | 9.7% | 0 | 0.0% | 350 |
| BRIBERY | 0 | 0 | 0 | 0.0% | 0 | 0.0% | 0 | 0.0% | 0 | 0.0% | 0 | 0.0% | 1 |
| BRIBING A WITNESS | 0 | 0 | 0 | 0.0% | 0 | 0.0% | 0 | 0.0% | 1 | 100.0% | 0 | 0.0% | 1 |
| BURGLARY 1 | 5 | 4 | 2 | 17.5% | 0 | 0.0% | 0 | 0.0% | 0 | 0.0% | 0 | 0.0% | 63 |

FOSA*: Family Offender Sentencing Alternative (or Parenting Sentencing Alternative)

| OFFENSE | EXCEPTIONAL | | | | SSOSA | | FTOW | | DOSA | | FOSA* | | TOTAL |
|--|-------------|-------|--------|--------|-------|-------|------|------|------|-------|-------|------|-------|
| | Above | Below | Within | % | N | % | N | % | N | % | N | % | |
| BURGLARY 1 [Attempt] | 0 | 1 | 0 | 14.3% | 0 | 0.0% | 0 | 0.0% | 0 | 0.0% | 0 | 0.0% | 7 |
| BURGLARY 1 [Conspiracy] | 0 | 0 | 0 | 0.0% | 0 | 0.0% | 0 | 0.0% | 0 | 0.0% | 0 | 0.0% | 1 |
| BURGLARY 1 [Life] | 0 | 0 | 0 | 0.0% | 0 | 0.0% | 0 | 0.0% | 0 | 0.0% | 0 | 0.0% | 1 |
| BURGLARY 2 (NONDWELLING - POST 7/90) | 1 | 49 | 16 | 6.1% | 0 | 0.0% | 97 | 8.9% | 174 | 16.0% | 3 | 0.3% | 1,090 |
| BURGLARY 2 (NONDWELLING - POST 7/90) [Attempt] | 0 | 4 | 0 | 3.2% | 0 | 0.0% | 10 | 7.9% | 18 | 14.3% | 0 | 0.0% | 126 |
| BURGLARY 2 (NONDWELLING - POST 7/90) [Solicitation] | 0 | 1 | 0 | 100.0% | 0 | 0.0% | 0 | 0.0% | 0 | 0.0% | 0 | 0.0% | 1 |
| CHILD MOLEST 1 (7/90 - 8/31/01) | 1 | 0 | 0 | 33.3% | 0 | 0.0% | 0 | 0.0% | 0 | 0.0% | 0 | 0.0% | 3 |
| CHILD MOLEST 1 <18 (POST 8/31/01) | 0 | 0 | 0 | 0.0% | 3 | 50.0% | 0 | 0.0% | 0 | 0.0% | 0 | 0.0% | 6 |
| CHILD MOLEST 1 >17 (POST 8/31/01) (.712) | 3 | 5 | 0 | 8.7% | 12 | 13.0% | 0 | 0.0% | 0 | 0.0% | 0 | 0.0% | 92 |
| CHILD MOLEST 1 >17 (POST 8/31/01) (.712) [Attempt] | 0 | 0 | 0 | 0.0% | 1 | 20.0% | 0 | 0.0% | 0 | 0.0% | 0 | 0.0% | 5 |
| CHILD MOLEST 1 >17 (POST 8/31/01) (.712) [Life] | 0 | 0 | 0 | 0.0% | 0 | 0.0% | 0 | 0.0% | 0 | 0.0% | 0 | 0.0% | 1 |
| CHILD MOLEST 2 (POST 7/90) | 11 | 1 | 2 | 15.1% | 9 | 9.7% | 0 | 0.0% | 0 | 0.0% | 0 | 0.0% | 93 |
| CHILD MOLEST 2 (POST 7/90) [Attempt] | 0 | 0 | 0 | 0.0% | 0 | 0.0% | 0 | 0.0% | 0 | 0.0% | 0 | 0.0% | 5 |
| CHILD MOLEST 3 (POST 7/90) | 2 | 1 | 2 | 12.2% | 1 | 2.4% | 0 | 0.0% | 0 | 0.0% | 0 | 0.0% | 41 |
| COLLECTION OF UNLAWFUL DEBT | 0 | 0 | 0 | 0.0% | 0 | 0.0% | 0 | 0.0% | 0 | 0.0% | 0 | 0.0% | 1 |
| COMMER SEX ABUSE A MINOR - PROMOTE (POST 06/10/2010) | 0 | 0 | 0 | 0.0% | 0 | 0.0% | 0 | 0.0% | 0 | 0.0% | 0 | 0.0% | 3 |
| COMMER SEX ABUSE A MINOR - PROMOTE (POST 06/10/2010) [Attempt] | 0 | 0 | 0 | 0.0% | 0 | 0.0% | 0 | 0.0% | 0 | 0.0% | 0 | 0.0% | 1 |
| COMMER SEX ABUSE A MINOR (POST 06/10/2010) | 1 | 0 | 5 | 35.3% | 0 | 0.0% | 0 | 0.0% | 0 | 0.0% | 0 | 0.0% | 17 |
| COMMER SEX ABUSE A MINOR (POST 06/10/2010) [Attempt] | 0 | 0 | 0 | 0.0% | 0 | 0.0% | 0 | 0.0% | 0 | 0.0% | 0 | 0.0% | 3 |
| COMMERCIAL BRIBERY | 0 | 0 | 0 | 0.0% | 0 | 0.0% | 0 | 0.0% | 0 | 0.0% | 0 | 0.0% | 1 |
| COMMUNICATION WITH A MINOR (POST 7/86) | 0 | 3 | 3 | 10.2% | 1 | 1.7% | 0 | 0.0% | 0 | 0.0% | 0 | 0.0% | 59 |
| COMPUTER TRESPASS 1 | 0 | 0 | 0 | 0.0% | 0 | 0.0% | 0 | 0.0% | 0 | 0.0% | 0 | 0.0% | 1 |
| CONDUCTING/MAINTAINING MARIJUANA CLUB | 0 | 0 | 0 | 0.0% | 0 | 0.0% | 0 | 0.0% | 0 | 0.0% | 0 | 0.0% | 1 |
| CONTROLLED SUBSTANCE HOMICIDE (POST 7/89) - 1ST OFF | 0 | 0 | 0 | 0.0% | 0 | 0.0% | 0 | 0.0% | 0 | 0.0% | 0 | 0.0% | 1 |
| CONTROLLED SUBSTANCE HOMICIDE (POST 7/89) - 1ST OFF [Solicitation] | 0 | 0 | 0 | 0.0% | 0 | 0.0% | 0 | 0.0% | 0 | 0.0% | 0 | 0.0% | 2 |
| CONTROLLED SUBSTANCE LABEL VIOLATION - 1ST OFFENSE | 0 | 0 | 0 | 0.0% | 0 | 0.0% | 0 | 0.0% | 0 | 0.0% | 0 | 0.0% | 1 |

FOSA*: Family Offender Sentencing Alternative (or Parenting Sentencing Alternative)

| OFFENSE | EXCEPTIONAL | | | | SSOSA | | FTOW | | DOSA | | FOSA* | | TOTAL |
|--|-------------|-------|--------|-------|-------|------|------|--------|------|--------|-------|------|-------|
| | Above | Below | Within | % | N | % | N | % | N | % | N | % | |
| CRE DEL POS COUNTERFEIT CTRL SUBS NARC 1ST OFF | 0 | 0 | 0 | 0.0% | 0 | 0.0% | 0 | 0.0% | 1 | 100.0% | 0 | 0.0% | 1 |
| CRE DEL POS COUNTERFEIT CTRL SUBS NON-NARC 1ST OFF | 0 | 0 | 0 | 0.0% | 0 | 0.0% | 0 | 0.0% | 0 | 0.0% | 0 | 0.0% | 1 |
| CRIMINAL IMPERSONATION 1 | 1 | 0 | 6 | 2.4% | 0 | 0.0% | 5 | 1.7% | 1 | 0.3% | 0 | 0.0% | 288 |
| CRIMINAL MISCHIEF (previously RIOT) | 0 | 0 | 6 | 1.9% | 0 | 0.0% | 8 | 2.5% | 0 | 0.0% | 0 | 0.0% | 319 |
| CRIMINAL MISTREATMENT 1 (POST 06/07/06) | 1 | 0 | 0 | 33.3% | 0 | 0.0% | 0 | 0.0% | 0 | 0.0% | 0 | 0.0% | 3 |
| CRIMINAL MISTREATMENT 2 | 0 | 0 | 0 | 0.0% | 0 | 0.0% | 1 | 100.0% | 0 | 0.0% | 0 | 0.0% | 1 |
| CRIMINAL MISTREATMENT 2 (POST 06/07/06) | 0 | 1 | 0 | 33.3% | 0 | 0.0% | 0 | 0.0% | 0 | 0.0% | 0 | 0.0% | 3 |
| CRIMINAL TRESPASS AGAINST CHILD | 0 | 0 | 0 | 0.0% | 0 | 0.0% | 0 | 0.0% | 0 | 0.0% | 0 | 0.0% | 3 |
| CUSTODIAL ASSAULT (POST 7/89) | 1 | 8 | 0 | 22.5% | 0 | 0.0% | 1 | 2.5% | 1 | 2.5% | 0 | 0.0% | 40 |
| CUSTODIAL INTERFERENCE 1 | 0 | 0 | 0 | 0.0% | 0 | 0.0% | 1 | 20.0% | 0 | 0.0% | 0 | 0.0% | 5 |
| CYBERSTALKING | 0 | 0 | 0 | 0.0% | 0 | 0.0% | 0 | 0.0% | 0 | 0.0% | 0 | 0.0% | 7 |
| DEALING DEPICTIONS OF A MINOR 1ST DEGREE (POST 06/10/2010) | 0 | 0 | 1 | 6.3% | 0 | 0.0% | 0 | 0.0% | 0 | 0.0% | 0 | 0.0% | 16 |
| DEALING DEPICTIONS OF A MINOR 2ND DEGREE (06/10/2010-07/22/2017) | 0 | 0 | 0 | 0.0% | 0 | 0.0% | 0 | 0.0% | 0 | 0.0% | 0 | 0.0% | 7 |
| DEALING DEPICTIONS OF A MINOR 2ND DEGREE (POST 07/23/2017) [Attempt] | 0 | 0 | 0 | 0.0% | 0 | 0.0% | 0 | 0.0% | 0 | 0.0% | 0 | 0.0% | 1 |
| DEFRAUDING A PUBLIC UTILITY 1 | 0 | 0 | 0 | 0.0% | 0 | 0.0% | 0 | 0.0% | 0 | 0.0% | 0 | 0.0% | 2 |
| DEFRAUDING A PUBLIC UTILITY 2 | 0 | 0 | 0 | 0.0% | 0 | 0.0% | 0 | 0.0% | 0 | 0.0% | 0 | 0.0% | 1 |
| DEFRAUDING INNKEEPER, OVER \$75 | 0 | 0 | 0 | 0.0% | 0 | 0.0% | 1 | 20.0% | 0 | 0.0% | 0 | 0.0% | 5 |
| DEL MATERIAL IN LIEU OF CONTROLLED SUBSTANCE (POST 7/89) - 1ST OFF | 0 | 0 | 0 | 0.0% | 0 | 0.0% | 0 | 0.0% | 0 | 0.0% | 0 | 0.0% | 2 |
| DEL POS W/I METH - 1ST OFFENSE (POST 6/30/98) | 7 | 12 | 2 | 7.7% | 0 | 0.0% | 0 | 0.0% | 22 | 8.0% | 3 | 1.1% | 274 |
| DEL POS W/I METH - 1ST OFFENSE (POST 6/30/98) [Attempt] | 1 | 0 | 0 | 8.3% | 0 | 0.0% | 0 | 0.0% | 0 | 0.0% | 0 | 0.0% | 12 |
| DEL POS W/I METH - 1ST OFFENSE (POST 6/30/98) [Conspiracy] | 2 | 0 | 1 | 5.3% | 0 | 0.0% | 0 | 0.0% | 0 | 0.0% | 0 | 0.0% | 57 |
| DEL POS W/I METH - 1ST OFFENSE (POST 6/30/98) [Solicitation] | 0 | 0 | 0 | 0.0% | 0 | 0.0% | 1 | 11.1% | 2 | 22.2% | 0 | 0.0% | 9 |
| DEL POS W/I METH - 2ND OFFENSE (POST 6/30/98) | 0 | 1 | 0 | 3.4% | 0 | 0.0% | 0 | 0.0% | 7 | 24.1% | 0 | 0.0% | 29 |
| DEL POS W/I METH - 2ND OFFENSE (POST 6/30/98) [Attempt] | 0 | 0 | 0 | 0.0% | 0 | 0.0% | 0 | 0.0% | 0 | 0.0% | 0 | 0.0% | 1 |

FOSA*: Family Offender Sentencing Alternative (or Parenting Sentencing Alternative)

| OFFENSE | EXCEPTIONAL | | | | SSOSA | | FTOW | | DOSA | | FOSA* | | TOTAL |
|---|-------------|-------|--------|--------|-------|------|------|-------|------|-------|-------|------|-------|
| | Above | Below | Within | % | N | % | N | % | N | % | N | % | |
| DEL POS W/II METH - 2ND OFFENSE (POST 6/30/98) [Conspiracy] | 0 | 0 | 1 | 25.0% | 0 | 0.0% | 0 | 0.0% | 0 | 0.0% | 0 | 0.0% | 4 |
| DEL POS W/II METH - 2ND OFFENSE (POST 6/30/98) [Solicitation] | 0 | 0 | 0 | 0.0% | 0 | 0.0% | 0 | 0.0% | 1 | 50.0% | 0 | 0.0% | 2 |
| DEL POS W/II METH - CORRECTIONAL FACILITY (POST 6/30/98) | 0 | 0 | 0 | 0.0% | 0 | 0.0% | 0 | 0.0% | 0 | 0.0% | 0 | 0.0% | 2 |
| DEL POS W/II METH - CORRECTIONAL FACILITY (POST 6/30/98) [Conspiracy] | 0 | 0 | 0 | 0.0% | 0 | 0.0% | 0 | 0.0% | 0 | 0.0% | 0 | 0.0% | 1 |
| DEL POS W/II METH - SCHOOL ZONE (POST 6/30/98) | 1 | 0 | 0 | 4.2% | 0 | 0.0% | 0 | 0.0% | 5 | 20.8% | 0 | 0.0% | 24 |
| DEL SCHEDULE I/II NARC/FLUNT/METH MINOR - OVER 18 YRS OLD (POST 07/01/2004) | 1 | 0 | 0 | 100.0% | 0 | 0.0% | 0 | 0.0% | 0 | 0.0% | 0 | 0.0% | 1 |
| DELIVERY OF FIREARM TO INELIGIBLE PERSON | 0 | 0 | 0 | 0.0% | 0 | 0.0% | 0 | 0.0% | 0 | 0.0% | 0 | 0.0% | 34 |
| DISARMING A LAW ENFORCEMENT OR CORRECTIONAL OFFICER | 0 | 0 | 0 | 0.0% | 0 | 0.0% | 0 | 0.0% | 0 | 0.0% | 0 | 0.0% | 1 |
| DOMESTIC VIOLENCE COURT ORDER VIOLATION (POST 6/30/00) | 8 | 252 | 2 | 36.3% | 0 | 0.0% | 101 | 14.0% | 126 | 17.5% | 5 | 0.7% | 721 |
| DRIVE-BY-SHOOTING (POST 6/30/97) | 2 | 3 | 0 | 19.2% | 0 | 0.0% | 0 | 0.0% | 0 | 0.0% | 0 | 0.0% | 26 |
| DRIVING UNDER THE INFLUENCE (FELONY) (06/09/2016-07/22/2017) | 0 | 2 | 0 | 66.7% | 0 | 0.0% | 0 | 0.0% | 0 | 0.0% | 0 | 0.0% | 3 |
| DRIVING UNDER THE INFLUENCE (FELONY) (07/01/2007-06/08/2016) | 0 | 1 | 0 | 50.0% | 0 | 0.0% | 0 | 0.0% | 0 | 0.0% | 0 | 0.0% | 2 |
| DRIVING UNDER THE INFLUENCE (FELONY) (POST 07/23/2017) | 2 | 22 | 4 | 18.4% | 0 | 0.0% | 0 | 0.0% | 1 | 0.7% | 2 | 1.3% | 152 |
| DRIVING UNDER THE INFLUENCE (FELONY) (POST 07/23/2017) [Attempt] | 0 | 0 | 0 | 0.0% | 0 | 0.0% | 0 | 0.0% | 1 | 25.0% | 0 | 0.0% | 4 |
| ELUDING A LAW ENFORCEMENT VESSEL | 0 | 0 | 0 | 0.0% | 0 | 0.0% | 1 | 25.0% | 0 | 0.0% | 0 | 0.0% | 4 |
| ENDANGERMENT WITH A CONTROLLED SUBSTANCE | 0 | 0 | 0 | 0.0% | 0 | 0.0% | 1 | 50.0% | 0 | 0.0% | 0 | 0.0% | 2 |
| ESCAPE 1 | 0 | 2 | 0 | 12.5% | 0 | 0.0% | 0 | 0.0% | 2 | 12.5% | 0 | 0.0% | 16 |
| ESCAPE 2 | 0 | 8 | 3 | 13.8% | 0 | 0.0% | 0 | 0.0% | 11 | 13.8% | 0 | 0.0% | 80 |
| ESCAPE 3 (SUBSEQUENT) | 0 | 0 | 0 | 0.0% | 0 | 0.0% | 0 | 0.0% | 0 | 0.0% | 0 | 0.0% | 2 |
| ESCAPE FROM COMMUNITY CUSTODY (POST 6/11/92) | 8 | 0 | 0 | 2.9% | 0 | 0.0% | 0 | 0.0% | 1 | 0.4% | 0 | 0.0% | 277 |
| EXPLOSIVES - LICENSING VIOLATION | 0 | 0 | 0 | 0.0% | 0 | 0.0% | 0 | 0.0% | 0 | 0.0% | 0 | 0.0% | 3 |
| EXTORTION 1 | 0 | 0 | 0 | 0.0% | 0 | 0.0% | 0 | 0.0% | 0 | 0.0% | 0 | 0.0% | 3 |

FOSA*: Family Offender Sentencing Alternative (or Parenting Sentencing Alternative)

| OFFENSE | EXCEPTIONAL | | | | SSOSA | | FTOW | | DOSA | | FOSA* | | TOTAL |
|--|-------------|-------|--------|-------|-------|-------|------|--------|------|--------|-------|------|-------|
| | Above | Below | Within | % | N | % | N | % | N | % | N | % | |
| EXTORTION 2 | 0 | 0 | 0 | 0.0% | 0 | 0.0% | 0 | 0.0% | 0 | 0.0% | 0 | 0.0% | 3 |
| FAILURE TO REGISTER AS KIDNAPPER - POST 7/24/99 | 1 | 0 | 0 | 10.0% | 0 | 0.0% | 0 | 0.0% | 0 | 0.0% | 0 | 0.0% | 10 |
| FAILURE TO REGISTER AS SEX OFFENDER - POST 7/24/99 | 17 | 0 | 4 | 7.9% | 0 | 0.0% | 0 | 0.0% | 0 | 0.0% | 0 | 0.0% | 267 |
| FAILURE TO REGISTER AS SEX OFFENDER 2+ (POST 06/07/06) | 1 | 21 | 2 | 27.9% | 0 | 0.0% | 0 | 0.0% | 0 | 0.0% | 0 | 0.0% | 86 |
| FAILURE TO REGISTER AS SEX OFFENDER 3+ (POST 06/10/2010) | 1 | 38 | 0 | 26.9% | 0 | 0.0% | 0 | 0.0% | 0 | 0.0% | 0 | 0.0% | 145 |
| FAILURE TO REGISTER AS SEX OFFENDER 3+ (POST 06/10/2010) [Attempt] | 0 | 0 | 0 | 0.0% | 0 | 0.0% | 0 | 0.0% | 0 | 0.0% | 0 | 0.0% | 18 |
| FALSE REPORTING COMPENSATION BY EMPLOYER | 0 | 0 | 0 | 0.0% | 0 | 0.0% | 0 | 0.0% | 0 | 0.0% | 0 | 0.0% | 1 |
| FALSE VERIFICATION FOR WELFARE | 0 | 0 | 0 | 0.0% | 0 | 0.0% | 0 | 0.0% | 0 | 0.0% | 0 | 0.0% | 1 |
| FORGED PRESCRIP - VUCSA - 1ST OFFENSE | 0 | 0 | 0 | 0.0% | 0 | 0.0% | 4 | 11.1% | 0 | 0.0% | 2 | 5.6% | 36 |
| FORGERY | 1 | 17 | 1 | 4.4% | 0 | 0.0% | 19 | 4.4% | 25 | 5.9% | 2 | 0.5% | 427 |
| HARASSMENT | 3 | 15 | 4 | 5.7% | 0 | 0.0% | 78 | 20.3% | 20 | 5.2% | 0 | 0.0% | 384 |
| HARMING A POLICE DOG | 0 | 0 | 0 | 0.0% | 0 | 0.0% | 1 | 50.0% | 0 | 0.0% | 0 | 0.0% | 2 |
| HIT AND RUN - DEATH (POST 7/21/01) | 0 | 1 | 0 | 14.3% | 0 | 0.0% | 1 | 14.3% | 2 | 28.6% | 0 | 0.0% | 7 |
| HIT AND RUN - INJURY (POST 6/7/00) | 1 | 0 | 0 | 1.6% | 0 | 0.0% | 22 | 34.9% | 4 | 6.3% | 0 | 0.0% | 63 |
| HIT AND RUN W/VESSEL | 0 | 0 | 0 | 0.0% | 0 | 0.0% | 0 | 0.0% | 1 | 100.0% | 0 | 0.0% | 1 |
| IDENTITY THEFT 1 (POST 7/21/01) | 1 | 4 | 1 | 5.1% | 0 | 0.0% | 17 | 14.4% | 22 | 18.6% | 3 | 2.5% | 118 |
| IDENTITY THEFT 1 (POST 7/21/01) [Attempt] | 0 | 0 | 0 | 0.0% | 0 | 0.0% | 0 | 0.0% | 1 | 33.3% | 0 | 0.0% | 3 |
| IDENTITY THEFT 2 (POST 7/21/01) | 1 | 28 | 4 | 5.0% | 0 | 0.0% | 64 | 9.7% | 98 | 14.8% | 8 | 1.2% | 661 |
| ILLEGAL TRANSFER OF MOTOR VEHICLE CERTIFICATE | 0 | 0 | 0 | 0.0% | 0 | 0.0% | 0 | 0.0% | 0 | 0.0% | 0 | 0.0% | 15 |
| INCENDIARY DEVICES (POST 7/24/99) | 0 | 0 | 0 | 0.0% | 0 | 0.0% | 1 | 100.0% | 0 | 0.0% | 0 | 0.0% | 1 |
| INCEST 1 | 0 | 0 | 0 | 0.0% | 4 | 33.3% | 0 | 0.0% | 0 | 0.0% | 0 | 0.0% | 12 |
| INCEST 2 | 0 | 0 | 0 | 0.0% | 0 | 0.0% | 0 | 0.0% | 0 | 0.0% | 0 | 0.0% | 5 |
| INCITING CRIMINAL PROFITEERING | 0 | 0 | 0 | 0.0% | 0 | 0.0% | 0 | 0.0% | 1 | 100.0% | 0 | 0.0% | 1 |
| INDECENT EXPOSURE (POST 7/24/99) | 0 | 2 | 2 | 22.2% | 0 | 0.0% | 1 | 5.6% | 0 | 0.0% | 0 | 0.0% | 18 |
| INDECENT EXPOSURE (PRE 7/25/99) | 2 | 0 | 1 | 21.4% | 0 | 0.0% | 0 | 0.0% | 0 | 0.0% | 0 | 0.0% | 14 |
| INDECENT LIBERTIES - DD VICTIM (POST 7/90) | 1 | 3 | 0 | 12.9% | 3 | 9.7% | 0 | 0.0% | 0 | 0.0% | 0 | 0.0% | 31 |
| INDECENT LIBERTIES - DD VICTIM (POST 7/90) [Attempt] | 0 | 0 | 0 | 0.0% | 1 | 33.3% | 0 | 0.0% | 0 | 0.0% | 0 | 0.0% | 3 |

FOSA*: Family Offender Sentencing Alternative (or Parenting Sentencing Alternative)

| OFFENSE | EXCEPTIONAL | | | | SSOSA | | FTOW | | DOSA | | FOSA* | | TOTAL |
|--|-------------|-------|--------|--------|-------|-------|------|--------|------|--------|-------|------|-------|
| | Above | Below | Within | % | N | % | N | % | N | % | N | % | |
| INDECENT LIBERTIES BY HEALTHCARE PROVIDER | 0 | 0 | 0 | 0.0% | 0 | 0.0% | 0 | 0.0% | 0 | 0.0% | 0 | 0.0% | 4 |
| INDECENT LIBERTIES WITH FORCE (POST 8/31/01) (.712) | 0 | 1 | 0 | 12.5% | 1 | 12.5% | 0 | 0.0% | 0 | 0.0% | 0 | 0.0% | 8 |
| INSURANCE FRAUD - FALSE CLAIMS | 0 | 0 | 0 | 0.0% | 0 | 0.0% | 1 | 10.0% | 0 | 0.0% | 0 | 0.0% | 10 |
| INTIMIDATING A JUDGE | 1 | 0 | 1 | 50.0% | 0 | 0.0% | 1 | 25.0% | 0 | 0.0% | 0 | 0.0% | 4 |
| INTIMIDATING A PUBLIC SERVANT | 0 | 0 | 0 | 0.0% | 0 | 0.0% | 1 | 33.3% | 0 | 0.0% | 0 | 0.0% | 3 |
| INTIMIDATING A WITNESS | 2 | 1 | 0 | 27.3% | 0 | 0.0% | 1 | 9.1% | 1 | 9.1% | 0 | 0.0% | 11 |
| INTIMIDATING A WITNESS [Attempt] | 0 | 0 | 0 | 0.0% | 0 | 0.0% | 0 | 0.0% | 0 | 0.0% | 0 | 0.0% | 1 |
| INTIMIDATING A WITNESS [Conspiracy] | 0 | 0 | 0 | 0.0% | 0 | 0.0% | 0 | 0.0% | 1 | 100.0% | 0 | 0.0% | 1 |
| INTIMIDATION WITH AN EXPLOSIVE | 0 | 0 | 0 | 0.0% | 0 | 0.0% | 0 | 0.0% | 0 | 0.0% | 0 | 0.0% | 1 |
| INTRODUCING CONTRABAND 1 | 0 | 0 | 0 | 0.0% | 0 | 0.0% | 0 | 0.0% | 0 | 0.0% | 0 | 0.0% | 1 |
| INTRODUCING CONTRABAND 2 | 0 | 0 | 0 | 0.0% | 0 | 0.0% | 0 | 0.0% | 0 | 0.0% | 0 | 0.0% | 1 |
| INVOLVING MINOR IN DRUG DEAL (POST 7/89) - 1ST OFFENSE | 0 | 0 | 0 | 0.0% | 0 | 0.0% | 1 | 100.0% | 0 | 0.0% | 0 | 0.0% | 1 |
| KIDNAPPING 1 | 1 | 5 | 0 | 50.0% | 0 | 0.0% | 0 | 0.0% | 0 | 0.0% | 0 | 0.0% | 12 |
| KIDNAPPING 1 [Attempt] | 0 | 0 | 0 | 0.0% | 0 | 0.0% | 0 | 0.0% | 0 | 0.0% | 0 | 0.0% | 1 |
| KIDNAPPING 2 | 2 | 0 | 0 | 15.4% | 0 | 0.0% | 0 | 0.0% | 0 | 0.0% | 0 | 0.0% | 13 |
| KIDNAPPING 2 [Attempt] | 0 | 0 | 0 | 0.0% | 0 | 0.0% | 0 | 0.0% | 1 | 50.0% | 0 | 0.0% | 2 |
| LEADING ORGANIZED CRIME | 0 | 2 | 0 | 100.0% | 0 | 0.0% | 0 | 0.0% | 0 | 0.0% | 0 | 0.0% | 2 |
| LURING OF MINOR OR DEVELOPMENTAL DISABILITY PERSON | 0 | 0 | 0 | 0.0% | 0 | 0.0% | 0 | 0.0% | 0 | 0.0% | 0 | 0.0% | 2 |
| MAIL THEFT | 0 | 0 | 0 | 0.0% | 0 | 0.0% | 0 | 0.0% | 0 | 0.0% | 0 | 0.0% | 23 |
| MAINTAIN BUCKET SHOP | 0 | 0 | 0 | 0.0% | 0 | 0.0% | 0 | 0.0% | 0 | 0.0% | 0 | 0.0% | 1 |
| MAINTAIN PLACE FOR DRUGS - 1ST OFFENSE (POST 7/24/99) | 0 | 0 | 0 | 0.0% | 0 | 0.0% | 0 | 0.0% | 0 | 0.0% | 0 | 0.0% | 5 |
| MALICIOUS HARASSMENT | 0 | 0 | 2 | 14.3% | 0 | 0.0% | 3 | 21.4% | 1 | 7.1% | 0 | 0.0% | 14 |
| MALICIOUS INJURY TO RAILROAD PROPERTY (POST 7/24/99) | 0 | 0 | 0 | 0.0% | 0 | 0.0% | 1 | 33.3% | 0 | 0.0% | 0 | 0.0% | 3 |
| MALICIOUS MISCHIEF 1 | 1 | 0 | 0 | 2.3% | 0 | 0.0% | 3 | 6.8% | 3 | 6.8% | 0 | 0.0% | 44 |
| MALICIOUS MISCHIEF 1 [Attempt] | 0 | 0 | 0 | 0.0% | 0 | 0.0% | 1 | 50.0% | 0 | 0.0% | 0 | 0.0% | 2 |
| MALICIOUS MISCHIEF 2 | 1 | 6 | 2 | 4.1% | 0 | 0.0% | 16 | 7.3% | 6 | 2.7% | 0 | 0.0% | 220 |
| MALICIOUS PROSECUTION | 0 | 0 | 0 | 0.0% | 0 | 0.0% | 0 | 0.0% | 0 | 0.0% | 0 | 0.0% | 4 |
| MANSLAUGHTER 1 (POST 7/26/97) | 2 | 3 | 0 | 25.0% | 0 | 0.0% | 0 | 0.0% | 0 | 0.0% | 0 | 0.0% | 20 |
| MANSLAUGHTER 2 (POST 7/26/97) | 2 | 3 | 0 | 21.7% | 0 | 0.0% | 0 | 0.0% | 0 | 0.0% | 0 | 0.0% | 23 |
| MANSLAUGHTER 2 (POST 7/26/97) [Solicitation] | 1 | 0 | 0 | 100.0% | 0 | 0.0% | 0 | 0.0% | 0 | 0.0% | 0 | 0.0% | 1 |

FOSA*: Family Offender Sentencing Alternative (or Parenting Sentencing Alternative)

| OFFENSE | EXCEPTIONAL | | | | SSOSA | | FTOW | | DOSA | | FOSA* | | TOTAL |
|--|-------------|-------|--------|------|-------|------|------|--------|------|-------|-------|-------|-------|
| | Above | Below | Within | % | N | % | N | % | N | % | N | % | |
| MEDICAID FRAUD | 0 | 0 | 0 | 0.0% | 0 | 0.0% | 1 | 50.0% | 0 | 0.0% | 0 | 0.0% | 2 |
| MFG DEL POS W/I HER (POST 6/30/02) (L7) | 0 | 11 | 0 | 5.6% | 0 | 0.0% | 0 | 0.0% | 22 | 11.2% | 3 | 1.5% | 196 |
| MFG DEL POS W/I HER (POST 6/30/02) (L7) [Attempt] | 0 | 0 | 0 | 0.0% | 0 | 0.0% | 1 | 11.1% | 0 | 0.0% | 0 | 0.0% | 9 |
| MFG DEL POS W/I HER (POST 6/30/02) (L7) [Conspiracy] | 0 | 0 | 1 | 1.6% | 0 | 0.0% | 0 | 0.0% | 0 | 0.0% | 0 | 0.0% | 63 |
| MFG DEL POS W/I HER (POST 6/30/02) (L7) [Solicitation] | 0 | 1 | 0 | 6.3% | 0 | 0.0% | 0 | 0.0% | 4 | 25.0% | 0 | 0.0% | 16 |
| MFG DEL POS W/I HER COC - SCHOOL ZONE (POST 6/30/02) (L7) | 0 | 0 | 0 | 0.0% | 0 | 0.0% | 0 | 0.0% | 2 | 16.7% | 2 | 16.7% | 12 |
| MFG DEL POS W/I HER COC - SCHOOL ZONE (POST 6/30/02) (L7) [Conspiracy] | 0 | 0 | 0 | 0.0% | 0 | 0.0% | 0 | 0.0% | 0 | 0.0% | 0 | 0.0% | 1 |
| MFG DEL POS W/I HER COC - SUBSEQ (POST 6/30/02) (L7) | 0 | 0 | 1 | 8.3% | 0 | 0.0% | 0 | 0.0% | 1 | 8.3% | 1 | 8.3% | 12 |
| MFG DEL POS W/I HER COC - SUBSEQ (POST 6/30/02) (L7) [Conspiracy] | 0 | 0 | 0 | 0.0% | 0 | 0.0% | 0 | 0.0% | 0 | 0.0% | 0 | 0.0% | 7 |
| MFG DEL POS W/I HER COC - SUBSEQ (POST 6/30/02) (L7) [Solicitation] | 0 | 0 | 0 | 0.0% | 0 | 0.0% | 0 | 0.0% | 0 | 0.0% | 0 | 0.0% | 1 |
| MFG DEL POS W/I IMITATION CONTROLLED SUBSTANCE (POST 7/89) | 0 | 0 | 0 | 0.0% | 0 | 0.0% | 0 | 0.0% | 1 | 33.3% | 0 | 0.0% | 3 |
| MFG DEL POS W/I MARIJUANA - 1ST OFFENSE | 2 | 0 | 0 | 4.7% | 0 | 0.0% | 6 | 14.0% | 0 | 0.0% | 0 | 0.0% | 43 |
| MFG DEL POS W/I MARIJUANA - 1ST OFFENSE [Attempt] | 0 | 0 | 0 | 0.0% | 0 | 0.0% | 1 | 100.0% | 0 | 0.0% | 0 | 0.0% | 1 |
| MFG DEL POS W/I MARIJUANA - 1ST OFFENSE [Conspiracy] | 0 | 0 | 0 | 0.0% | 0 | 0.0% | 0 | 0.0% | 0 | 0.0% | 0 | 0.0% | 3 |
| MFG DEL POS W/I MARIJUANA - CORRECTIONAL FACILITY | 0 | 0 | 0 | 0.0% | 0 | 0.0% | 0 | 0.0% | 0 | 0.0% | 0 | 0.0% | 1 |
| MFG DEL POS W/I MARIJUANA - SUBSEQ | 0 | 0 | 0 | 0.0% | 0 | 0.0% | 0 | 0.0% | 0 | 0.0% | 0 | 0.0% | 1 |
| MFG DEL POS W/I OTH,EXC MJ/METH/AMP/FLUN-CORRECCIONAL FACILITY (POST 6/98) | 0 | 0 | 0 | 0.0% | 0 | 0.0% | 0 | 0.0% | 0 | 0.0% | 0 | 0.0% | 1 |
| MFG DEL POS W/I SCH I/II NARC OR FLUNT SUBSEQ | 0 | 0 | 0 | 0.0% | 0 | 0.0% | 0 | 0.0% | 1 | 50.0% | 0 | 0.0% | 2 |
| MFG DEL POS W/I SCH I/II NARC OR FLUNT-1ST OFF | 4 | 11 | 2 | 9.9% | 0 | 0.0% | 1 | 0.6% | 17 | 9.9% | 6 | 3.5% | 171 |
| MFG DEL POS W/I SCH I/II NARC OR FLUNT-1ST OFF [Attempt] | 0 | 0 | 0 | 0.0% | 0 | 0.0% | 0 | 0.0% | 0 | 0.0% | 0 | 0.0% | 6 |
| MFG DEL POS W/I SCH I/II NARC OR FLUNT-1ST OFF [Conspiracy] | 0 | 0 | 0 | 0.0% | 0 | 0.0% | 3 | 9.1% | 0 | 0.0% | 0 | 0.0% | 33 |
| MFG METH - 1ST OFFENSE (POST 6/30/98) | 0 | 0 | 0 | 0.0% | 0 | 0.0% | 0 | 0.0% | 0 | 0.0% | 0 | 0.0% | 1 |

FOSA*: Family Offender Sentencing Alternative (or Parenting Sentencing Alternative)

| OFFENSE | EXCEPTIONAL | | | | SSOSA | | FTOW | | DOSA | | FOSA* | | TOTAL |
|--|-------------|-------|--------|--------|-------|------|------|--------|------|--------|-------|------|-------|
| | Above | Below | Within | % | N | % | N | % | N | % | N | % | |
| MFG METH - 1ST OFFENSE (POST 6/30/98) [Conspiracy] | 0 | 0 | 0 | 0.0% | 0 | 0.0% | 0 | 0.0% | 0 | 0.0% | 0 | 0.0% | 1 |
| MFG METH - 1ST OFFENSE (POST 6/30/98) [Solicitation] | 0 | 0 | 0 | 0.0% | 0 | 0.0% | 0 | 0.0% | 1 | 100.0% | 0 | 0.0% | 1 |
| MONEY LAUNDERING | 0 | 0 | 1 | 1.1% | 0 | 0.0% | 0 | 0.0% | 0 | 0.0% | 0 | 0.0% | 91 |
| MORTGAGE FRAUD | 0 | 0 | 0 | 0.0% | 0 | 0.0% | 0 | 0.0% | 0 | 0.0% | 0 | 0.0% | 1 |
| MORTGAGE FRAUD [Attempt] | 0 | 0 | 0 | 0.0% | 0 | 0.0% | 0 | 0.0% | 0 | 0.0% | 0 | 0.0% | 1 |
| MURDER 1 (7/1/90-7/24/99) | 0 | 1 | 0 | 100.0% | 0 | 0.0% | 0 | 0.0% | 0 | 0.0% | 0 | 0.0% | 1 |
| MURDER 1 (7/1/90-7/24/99) [Attempt] | 0 | 1 | 0 | 100.0% | 0 | 0.0% | 0 | 0.0% | 0 | 0.0% | 0 | 0.0% | 1 |
| MURDER 1 (POST 7/24/99) | 3 | 3 | 0 | 15.0% | 0 | 0.0% | 0 | 0.0% | 0 | 0.0% | 0 | 0.0% | 40 |
| MURDER 1 (POST 7/24/99) [Attempt] | 0 | 1 | 0 | 10.0% | 0 | 0.0% | 0 | 0.0% | 0 | 0.0% | 0 | 0.0% | 10 |
| MURDER 1 (POST 7/24/99) [Conspiracy] | 0 | 2 | 0 | 66.7% | 0 | 0.0% | 0 | 0.0% | 0 | 0.0% | 0 | 0.0% | 3 |
| MURDER 1 (POST 7/24/99) [Life] | 0 | 0 | 0 | 0.0% | 0 | 0.0% | 0 | 0.0% | 0 | 0.0% | 0 | 0.0% | 2 |
| MURDER 1 (POST 7/24/99) [Life] [Attempt] | 0 | 0 | 0 | 0.0% | 0 | 0.0% | 0 | 0.0% | 0 | 0.0% | 0 | 0.0% | 1 |
| MURDER 1 (PRE 7/1/90) | 0 | 0 | 0 | 0.0% | 0 | 0.0% | 0 | 0.0% | 0 | 0.0% | 0 | 0.0% | 1 |
| MURDER 2 (POST 7/24/99) | 4 | 1 | 0 | 9.6% | 0 | 0.0% | 0 | 0.0% | 0 | 0.0% | 0 | 0.0% | 52 |
| MURDER 2 (POST 7/24/99) [Attempt] | 0 | 1 | 0 | 20.0% | 0 | 0.0% | 0 | 0.0% | 0 | 0.0% | 0 | 0.0% | 5 |
| MURDER 2 (POST 7/24/99) [Solicitation] | 0 | 2 | 0 | 100.0% | 0 | 0.0% | 0 | 0.0% | 0 | 0.0% | 0 | 0.0% | 2 |
| MURDER 2 (7/1/90-7/24/99) | 0 | 0 | 0 | 0.0% | 0 | 0.0% | 0 | 0.0% | 0 | 0.0% | 0 | 0.0% | 1 |
| OBTAIN SIGNATURE BY DECEPTION | 0 | 0 | 0 | 0.0% | 0 | 0.0% | 0 | 0.0% | 0 | 0.0% | 0 | 0.0% | 1 |
| ODOMETER OFFENSE | 0 | 0 | 0 | 0.0% | 0 | 0.0% | 0 | 0.0% | 0 | 0.0% | 0 | 0.0% | 1 |
| ORGANIZED RETAIL THEFT 1 | 0 | 0 | 0 | 0.0% | 0 | 0.0% | 0 | 0.0% | 0 | 0.0% | 0 | 0.0% | 6 |
| ORGANIZED RETAIL THEFT 2 | 0 | 2 | 0 | 2.8% | 0 | 0.0% | 5 | 6.9% | 5 | 6.9% | 0 | 0.0% | 72 |
| OVER 18- DELIVER CONTROLLED SUBSTANCE TO MINOR (POST 07/01/2004) | 0 | 0 | 0 | 0.0% | 0 | 0.0% | 0 | 0.0% | 0 | 0.0% | 0 | 0.0% | 1 |
| PERJURY 1 | 0 | 0 | 0 | 0.0% | 0 | 0.0% | 0 | 0.0% | 0 | 0.0% | 0 | 0.0% | 2 |
| PERJURY 2 | 0 | 1 | 0 | 12.5% | 0 | 0.0% | 2 | 25.0% | 0 | 0.0% | 0 | 0.0% | 8 |
| PHYSICAL CONTROL VEHICLE UNDER THE INFLUENCE (FELONY) POST (07/23/17) | 0 | 2 | 0 | 50.0% | 0 | 0.0% | 0 | 0.0% | 0 | 0.0% | 0 | 0.0% | 4 |
| POSS OF A STOLEN FIREARM | 1 | 3 | 1 | 10.2% | 0 | 0.0% | 11 | 22.4% | 2 | 4.1% | 0 | 0.0% | 49 |
| POSS OF A STOLEN FIREARM [Attempt] | 0 | 0 | 0 | 0.0% | 0 | 0.0% | 1 | 25.0% | 0 | 0.0% | 0 | 0.0% | 4 |
| POSS OF A STOLEN FIREARM [Conspiracy] | 0 | 0 | 0 | 0.0% | 0 | 0.0% | 1 | 100.0% | 0 | 0.0% | 0 | 0.0% | 1 |
| POSS OF CONTROL SUBSTANCE - BY PRISONERS | 0 | 0 | 0 | 0.0% | 0 | 0.0% | 1 | 2.1% | 0 | 0.0% | 0 | 0.0% | 47 |

FOSA*: Family Offender Sentencing Alternative (or Parenting Sentencing Alternative)

| OFFENSE | EXCEPTIONAL | | | | SSOSA | | FTOW | | DOSA | | FOSA* | | TOTAL |
|---|-------------|-------|--------|-------|-------|-------|------|--------|------|-------|-------|------|-------|
| | Above | Below | Within | % | N | % | N | % | N | % | N | % | |
| POSS OF CONTROL SUBSTANCE - BY PRISONERS [Attempt] | 0 | 0 | 0 | 0.0% | 0 | 0.0% | 0 | 0.0% | 0 | 0.0% | 0 | 0.0% | 1 |
| POSS OF CONTROL SUBSTANCE - OTHER, EXCEPT PCP, IN COR FAC | 0 | 0 | 0 | 0.0% | 0 | 0.0% | 0 | 0.0% | 1 | 50.0% | 0 | 0.0% | 2 |
| POSS OF CONTROL SUBSTANCE - OTHER, EXCEPT PCP/FLUNIT | 11 | 80 | 37 | 3.7% | 0 | 0.0% | 222 | 6.4% | 59 | 1.7% | 5 | 0.1% | 3,459 |
| POSS OF CONTROL SUBSTANCE - OTHER, EXCEPT PCP/FLUNIT [Attempt] | 0 | 0 | 0 | 0.0% | 0 | 0.0% | 0 | 0.0% | 0 | 0.0% | 0 | 0.0% | 347 |
| POSS OF CONTROL SUBSTANCE - OTHER, EXCEPT PCP/FLUNIT [Conspiracy] | 0 | 0 | 1 | 0.3% | 0 | 0.0% | 2 | 0.5% | 0 | 0.0% | 0 | 0.0% | 394 |
| POSS OF CONTROL SUBSTANCE - OTHER, EXCEPT PCP/FLUNIT [Solicitation] | 0 | 0 | 0 | 0.0% | 0 | 0.0% | 1 | 100.0% | 0 | 0.0% | 0 | 0.0% | 1 |
| POSS OF CONTROL SUBSTANCE - SCHEDULE I/II IN COR FAC | 0 | 0 | 0 | 0.0% | 0 | 0.0% | 0 | 0.0% | 0 | 0.0% | 0 | 0.0% | 2 |
| POSS OF CONTROL SUBSTANCE - SCHEDULE I/II OR FLUNIT | 3 | 28 | 12 | 3.6% | 0 | 0.0% | 78 | 6.5% | 21 | 1.7% | 2 | 0.2% | 1,208 |
| POSS OF CONTROL SUBSTANCE - SCHEDULE I/II OR FLUNIT [Attempt] | 0 | 0 | 0 | 0.0% | 0 | 0.0% | 0 | 0.0% | 0 | 0.0% | 0 | 0.0% | 93 |
| POSS OF CONTROL SUBSTANCE - SCHEDULE I/II OR FLUNIT [Conspiracy] | 1 | 0 | 0 | 0.8% | 0 | 0.0% | 0 | 0.0% | 0 | 0.0% | 0 | 0.0% | 131 |
| POSS OF DEADLY WEAPON BY PRISONER | 0 | 0 | 0 | 0.0% | 0 | 0.0% | 0 | 0.0% | 0 | 0.0% | 0 | 0.0% | 5 |
| POSS OF DEPICTION OF MINOR 1ST DEGREE (POST 06/07/06) | 1 | 1 | 0 | 3.6% | 0 | 0.0% | 0 | 0.0% | 0 | 0.0% | 0 | 0.0% | 56 |
| POSS OF DEPICTION OF MINOR 2ND DEGREE (06/07/06-07/23/2017) | 1 | 2 | 0 | 16.7% | 0 | 0.0% | 0 | 0.0% | 0 | 0.0% | 0 | 0.0% | 18 |
| POSS OF DEPICTION OF MINORS 2ND DEGREE (POST 07/23/2017) | 0 | 0 | 0 | 0.0% | 1 | 14.3% | 0 | 0.0% | 0 | 0.0% | 0 | 0.0% | 7 |
| POSS OF DEPICTION OF MINORS 2ND DEGREE (POST 07/23/2017) [Attempt] | 0 | 0 | 0 | 0.0% | 0 | 0.0% | 0 | 0.0% | 0 | 0.0% | 0 | 0.0% | 1 |
| POSSESS READ CAPTURE INFO ON OTHER'S ID | 0 | 0 | 0 | 0.0% | 0 | 0.0% | 0 | 0.0% | 0 | 0.0% | 0 | 0.0% | 2 |
| POSSESSION OF MACHINE GUN OR SHORT BARREL SHOTGUN (POST 7/24/99) | 0 | 0 | 0 | 0.0% | 0 | 0.0% | 1 | 25.0% | 0 | 0.0% | 0 | 0.0% | 4 |
| POSSESSION OF STOLEN MAIL | 0 | 0 | 0 | 0.0% | 0 | 0.0% | 1 | 5.9% | 0 | 0.0% | 0 | 0.0% | 17 |
| POSSESSION OF STOLEN PROPERTY 1 | 0 | 0 | 0 | 0.0% | 0 | 0.0% | 2 | 5.9% | 4 | 11.8% | 0 | 0.0% | 34 |
| POSSESSION OF STOLEN PROPERTY 1 [Attempt] | 0 | 0 | 0 | 0.0% | 0 | 0.0% | 1 | 100.0% | 0 | 0.0% | 0 | 0.0% | 1 |
| POSSESSION OF STOLEN PROPERTY 2 | 3 | 11 | 0 | 3.6% | 0 | 0.0% | 11 | 2.8% | 32 | 8.2% | 2 | 0.5% | 390 |
| POSSESSION OF STOLEN VEHICLE | 3 | 25 | 3 | 4.1% | 0 | 0.0% | 38 | 5.0% | 159 | 20.9% | 0 | 0.0% | 759 |
| POSSESSION OF STOLEN VEHICLE [Attempt] | 0 | 0 | 0 | 0.0% | 0 | 0.0% | 1 | 16.7% | 1 | 16.7% | 0 | 0.0% | 6 |

FOSA*: Family Offender Sentencing Alternative (or Parenting Sentencing Alternative)

| OFFENSE | EXCEPTIONAL | | | | SSOSA | | FTOW | | DOSA | | FOSA* | | TOTAL |
|---|-------------|-------|--------|--------|-------|--------|------|-------|------|------|-------|------|-------|
| | Above | Below | Within | % | N | % | N | % | N | % | N | % | |
| POSSESSION OF STOLEN VEHICLE [Conspiracy] | 0 | 0 | 0 | 0.0% | 0 | 0.0% | 0 | 0.0% | 0 | 0.0% | 0 | 0.0% | 2 |
| PRISON RIOT | 3 | 0 | 0 | 100.0% | 0 | 0.0% | 0 | 0.0% | 0 | 0.0% | 0 | 0.0% | 3 |
| PROFESSIONAL GAMBLING 2 (POST 7/26/97) | 0 | 0 | 0 | 0.0% | 0 | 0.0% | 0 | 0.0% | 0 | 0.0% | 0 | 0.0% | 1 |
| PROMOTING PORNOGRAPHY | 0 | 0 | 0 | 0.0% | 0 | 0.0% | 0 | 0.0% | 0 | 0.0% | 0 | 0.0% | 2 |
| PROMOTING PROSTITUTION 1 | 0 | 0 | 0 | 0.0% | 0 | 0.0% | 0 | 0.0% | 0 | 0.0% | 0 | 0.0% | 1 |
| PROMOTING PROSTITUTION 2 | 2 | 1 | 1 | 13.8% | 0 | 0.0% | 2 | 6.9% | 0 | 0.0% | 0 | 0.0% | 29 |
| PROMOTING SUICIDE ATTEMPT | 0 | 0 | 0 | 0.0% | 0 | 0.0% | 0 | 0.0% | 0 | 0.0% | 0 | 0.0% | 2 |
| RAPE 1 (POST 8/31/01) (.712) | 1 | 0 | 0 | 10.0% | 0 | 0.0% | 0 | 0.0% | 0 | 0.0% | 0 | 0.0% | 10 |
| RAPE 2 (POST 8/31/01) (.712) | 0 | 0 | 1 | 6.3% | 0 | 0.0% | 0 | 0.0% | 0 | 0.0% | 0 | 0.0% | 16 |
| RAPE 2 (POST 8/31/01) (.712) [Attempt] | 1 | 0 | 0 | 25.0% | 0 | 0.0% | 0 | 0.0% | 0 | 0.0% | 0 | 0.0% | 4 |
| RAPE 3 | 1 | 1 | 0 | 4.8% | 2 | 4.8% | 0 | 0.0% | 0 | 0.0% | 0 | 0.0% | 42 |
| RAPE OF A CHILD 1 (.712) >=18 FOR/FEE (POST 07/22/2007) [Attempt] | 0 | 0 | 0 | 0.0% | 0 | 0.0% | 0 | 0.0% | 0 | 0.0% | 0 | 0.0% | 1 |
| RAPE OF A CHILD 1 (7/27/97 - 8/31/01) | 0 | 0 | 0 | 0.0% | 1 | 100.0% | 0 | 0.0% | 0 | 0.0% | 0 | 0.0% | 1 |
| RAPE OF A CHILD 1 <18 (POST 8/31/01) | 0 | 1 | 0 | 25.0% | 3 | 75.0% | 0 | 0.0% | 0 | 0.0% | 0 | 0.0% | 4 |
| RAPE OF A CHILD 1 <18 (POST 8/31/01) [Attempt] | 0 | 0 | 0 | 0.0% | 0 | 0.0% | 0 | 0.0% | 0 | 0.0% | 0 | 0.0% | 1 |
| RAPE OF A CHILD 1 >17 (POST 8/31/01) (.712) | 6 | 3 | 0 | 15.3% | 8 | 13.6% | 0 | 0.0% | 0 | 0.0% | 0 | 0.0% | 59 |
| RAPE OF A CHILD 1 >17 (POST 8/31/01) (.712) [Attempt] | 0 | 2 | 0 | 15.4% | 0 | 0.0% | 0 | 0.0% | 0 | 0.0% | 0 | 0.0% | 13 |
| RAPE OF A CHILD 1 >17 (POST 8/31/01) (.712) [Solicitation] | 1 | 0 | 0 | 100.0% | 0 | 0.0% | 0 | 0.0% | 0 | 0.0% | 0 | 0.0% | 1 |
| RAPE OF A CHILD 1 >17 (POST 8/31/01) (.712) [Life] | 1 | 0 | 0 | 100.0% | 0 | 0.0% | 0 | 0.0% | 0 | 0.0% | 0 | 0.0% | 1 |
| RAPE OF A CHILD 1 >17 (POST 8/31/01) (.712) [Life] [Attempt] | 0 | 0 | 0 | 0.0% | 0 | 0.0% | 0 | 0.0% | 0 | 0.0% | 0 | 0.0% | 1 |
| RAPE OF A CHILD 1 PREDATORY FINDING(.712) (POST 03/20/2006) | 0 | 0 | 0 | 0.0% | 0 | 0.0% | 0 | 0.0% | 0 | 0.0% | 0 | 0.0% | 1 |
| RAPE OF A CHILD 2 >17 (POST 8/31/01) (.712) | 1 | 1 | 0 | 6.5% | 6 | 19.4% | 0 | 0.0% | 0 | 0.0% | 0 | 0.0% | 31 |
| RAPE OF A CHILD 2 >17 (POST 8/31/01) (.712) [Attempt] | 1 | 3 | 0 | 11.4% | 0 | 0.0% | 0 | 0.0% | 0 | 0.0% | 0 | 0.0% | 35 |
| RAPE OF A CHILD 2 >17 (POST 8/31/01) (.712) [Conspiracy] | 0 | 0 | 0 | 0.0% | 1 | 100.0% | 0 | 0.0% | 0 | 0.0% | 0 | 0.0% | 1 |
| RAPE OF A CHILD 3 (POST 7/90) | 1 | 2 | 0 | 6.0% | 7 | 14.0% | 0 | 0.0% | 0 | 0.0% | 0 | 0.0% | 50 |
| RECEIVING OR GRANTING UNLAWFUL COMPENSATION | 0 | 0 | 0 | 0.0% | 0 | 0.0% | 0 | 0.0% | 0 | 0.0% | 0 | 0.0% | 2 |
| RECKLESS BURNING 1 | 0 | 0 | 0 | 0.0% | 0 | 0.0% | 4 | 12.5% | 0 | 0.0% | 0 | 0.0% | 32 |

FOSA*: Family Offender Sentencing Alternative (or Parenting Sentencing Alternative)

| OFFENSE | EXCEPTIONAL | | | | SSOSA | | FTOW | | DOSA | | FOSA* | | TOTAL |
|--|-------------|-------|--------|--------|-------|-------|------|-------|------|-------|-------|------|-------|
| | Above | Below | Within | % | N | % | N | % | N | % | N | % | |
| RENDERING CRIMINAL ASSISTANCE 1 (POST 07/01/2010) | 1 | 0 | 0 | 4.5% | 0 | 0.0% | 2 | 9.1% | 1 | 4.5% | 0 | 0.0% | 22 |
| RESIDENTIAL BURGLARY (POST 7/90) | 6 | 33 | 2 | 6.9% | 0 | 0.0% | 83 | 13.9% | 131 | 21.9% | 5 | 0.8% | 598 |
| RESIDENTIAL BURGLARY (POST 7/90) [Attempt] | 0 | 1 | 0 | 2.9% | 0 | 0.0% | 8 | 23.5% | 2 | 5.9% | 0 | 0.0% | 34 |
| RETAIL THEFT WITH EXTENUATING CIRCUMSTANCES 1 | 0 | 1 | 0 | 50.0% | 0 | 0.0% | 0 | 0.0% | 1 | 50.0% | 0 | 0.0% | 2 |
| RETAIL THEFT WITH EXTENUATING CIRCUMSTANCES 2 | 0 | 0 | 0 | 0.0% | 0 | 0.0% | 2 | 13.3% | 0 | 0.0% | 0 | 0.0% | 15 |
| RETAIL THEFT WITH EXTENUATING CIRCUMSTANCES 3 | 0 | 0 | 3 | 1.4% | 0 | 0.0% | 7 | 3.3% | 0 | 0.0% | 0 | 0.0% | 215 |
| ROBBERY 1 | 2 | 32 | 0 | 20.0% | 0 | 0.0% | 0 | 0.0% | 0 | 0.0% | 0 | 0.0% | 170 |
| ROBBERY 1 [Attempt] | 1 | 4 | 0 | 16.1% | 0 | 0.0% | 0 | 0.0% | 0 | 0.0% | 0 | 0.0% | 31 |
| ROBBERY 1 [Conspiracy] | 0 | 2 | 0 | 100.0% | 0 | 0.0% | 0 | 0.0% | 0 | 0.0% | 0 | 0.0% | 2 |
| ROBBERY 1 [Life] | 0 | 0 | 0 | 0.0% | 0 | 0.0% | 0 | 0.0% | 0 | 0.0% | 0 | 0.0% | 1 |
| ROBBERY 2 | 11 | 5 | 8 | 10.1% | 0 | 0.0% | 0 | 0.0% | 0 | 0.0% | 0 | 0.0% | 237 |
| ROBBERY 2 [Attempt] | 0 | 1 | 0 | 4.5% | 0 | 0.0% | 3 | 13.6% | 1 | 4.5% | 0 | 0.0% | 22 |
| ROBBERY 2 [Life] | 0 | 0 | 0 | 0.0% | 0 | 0.0% | 0 | 0.0% | 0 | 0.0% | 0 | 0.0% | 1 |
| SECURITY ACT VIOLATION (POST 7/89) | 0 | 0 | 0 | 0.0% | 0 | 0.0% | 0 | 0.0% | 0 | 0.0% | 0 | 0.0% | 1 |
| SELL OR DELIVER LEGEND DRUGS | 0 | 0 | 0 | 0.0% | 0 | 0.0% | 1 | 25.0% | 0 | 0.0% | 0 | 0.0% | 4 |
| SELL OR DELIVER LEGEND DRUGS [Conspiracy] | 0 | 0 | 0 | 0.0% | 0 | 0.0% | 0 | 0.0% | 0 | 0.0% | 0 | 0.0% | 1 |
| SEXUAL EXPLOITATION (POST 6/30/01) | 1 | 0 | 0 | 11.1% | 1 | 11.1% | 0 | 0.0% | 0 | 0.0% | 0 | 0.0% | 9 |
| SEXUAL MISCONDUCT 1 (POST 7/90) | 0 | 1 | 0 | 20.0% | 0 | 0.0% | 0 | 0.0% | 0 | 0.0% | 0 | 0.0% | 5 |
| STALKING (POST 6/30/00) | 0 | 0 | 0 | 0.0% | 0 | 0.0% | 0 | 0.0% | 0 | 0.0% | 0 | 0.0% | 7 |
| STALKING (POST 7/28/13) | 1 | 2 | 0 | 30.0% | 0 | 0.0% | 0 | 0.0% | 0 | 0.0% | 0 | 0.0% | 10 |
| STALKING (POST 7/28/13) [Attempt] | 0 | 0 | 0 | 0.0% | 0 | 0.0% | 0 | 0.0% | 0 | 0.0% | 0 | 0.0% | 1 |
| TAKING MOTOR VEHICLE WITHOUT PERMISSION 1 (POST 6/12/02) | 0 | 0 | 0 | 0.0% | 0 | 0.0% | 1 | 7.7% | 4 | 30.8% | 0 | 0.0% | 13 |
| TAKING MOTOR VEHICLE WITHOUT PERMISSION 2 (POST 6/12/02) | 7 | 12 | 5 | 3.0% | 0 | 0.0% | 28 | 3.5% | 41 | 5.2% | 0 | 0.0% | 791 |
| TAMPERING WITH A WITNESS | 1 | 7 | 1 | 15.5% | 0 | 0.0% | 7 | 12.1% | 8 | 13.8% | 0 | 0.0% | 58 |
| TELEPHONE HARASSMENT (POST 7/24/99) | 0 | 0 | 0 | 0.0% | 0 | 0.0% | 1 | 7.7% | 4 | 30.8% | 0 | 0.0% | 13 |
| THEFT 1 | 11 | 13 | 0 | 7.5% | 0 | 0.0% | 33 | 10.3% | 21 | 6.5% | 1 | 0.3% | 321 |
| THEFT 1 [Attempt] | 0 | 0 | 0 | 0.0% | 0 | 0.0% | 1 | 3.8% | 4 | 15.4% | 0 | 0.0% | 26 |
| THEFT 1 - WELFARE FRAUD | 0 | 0 | 0 | 0.0% | 0 | 0.0% | 4 | 22.2% | 0 | 0.0% | 0 | 0.0% | 18 |
| THEFT 2 | 3 | 14 | 5 | 2.7% | 0 | 0.0% | 37 | 4.5% | 24 | 2.9% | 3 | 0.4% | 822 |
| THEFT 2 - WELFARE FRAUD | 0 | 0 | 0 | 0.0% | 0 | 0.0% | 0 | 0.0% | 0 | 0.0% | 0 | 0.0% | 6 |

FOSA*: Family Offender Sentencing Alternative (or Parenting Sentencing Alternative)

| OFFENSE | EXCEPTIONAL | | | | SSOSA | | FTOW | | DOSA | | FOSA* | | TOTAL |
|---|-------------|-------|--------|--------|-------|------|------|--------|------|--------|-------|------|-------|
| | Above | Below | Within | % | N | % | N | % | N | % | N | % | |
| THEFT FROM A VULNERABLE ADULT 1 | 0 | 0 | 0 | 0.0% | 0 | 0.0% | 0 | 0.0% | 0 | 0.0% | 0 | 0.0% | 3 |
| THEFT FROM A VULNERABLE ADULT 1 [Attempt] | 0 | 0 | 0 | 0.0% | 0 | 0.0% | 1 | 100.0% | 0 | 0.0% | 0 | 0.0% | 1 |
| THEFT FROM A VULNERABLE ADULT 2 | 0 | 0 | 0 | 0.0% | 0 | 0.0% | 0 | 0.0% | 0 | 0.0% | 0 | 0.0% | 3 |
| THEFT OF A FIREARM (POST 7/22/95) | 0 | 2 | 0 | 2.8% | 0 | 0.0% | 14 | 19.4% | 18 | 25.0% | 0 | 0.0% | 72 |
| THEFT OF A FIREARM (POST 7/22/95) [Attempt] | 0 | 0 | 0 | 0.0% | 0 | 0.0% | 0 | 0.0% | 0 | 0.0% | 0 | 0.0% | 1 |
| THEFT OF LIVESTOCK 1 | 0 | 0 | 1 | 100.0% | 0 | 0.0% | 0 | 0.0% | 0 | 0.0% | 0 | 0.0% | 1 |
| THEFT OF LIVESTOCK 2 | 0 | 0 | 0 | 0.0% | 0 | 0.0% | 1 | 100.0% | 0 | 0.0% | 0 | 0.0% | 1 |
| THEFT OF MOTOR VEHICLE | 1 | 4 | 0 | 2.1% | 0 | 0.0% | 23 | 9.5% | 62 | 25.5% | 0 | 0.0% | 243 |
| THEFT OF MOTOR VEHICLE [Attempt] | 0 | 1 | 0 | 2.3% | 0 | 0.0% | 2 | 4.7% | 11 | 25.6% | 0 | 0.0% | 43 |
| THEFT OF RENTAL OR LEASED PROPERTY (\$250-\$1,500) | 0 | 0 | 0 | 0.0% | 0 | 0.0% | 0 | 0.0% | 1 | 16.7% | 0 | 0.0% | 6 |
| THEFT OF RENTAL OR LEASED PROPERTY (<\$1,500) [Attempt] | 0 | 0 | 0 | 0.0% | 0 | 0.0% | 0 | 0.0% | 1 | 100.0% | 0 | 0.0% | 1 |
| THEFT W/ INTENT RESELL 1 | 0 | 0 | 0 | 0.0% | 0 | 0.0% | 0 | 0.0% | 0 | 0.0% | 0 | 0.0% | 2 |
| THEFT W/ INTENT RESELL 2 | 0 | 1 | 0 | 10.0% | 0 | 0.0% | 2 | 20.0% | 0 | 0.0% | 0 | 0.0% | 10 |
| THREATS TO BOMB (POST 7/89) | 0 | 0 | 0 | 0.0% | 0 | 0.0% | 1 | 14.3% | 0 | 0.0% | 0 | 0.0% | 7 |
| THREATS TO BOMB (POST 7/89) [Attempt] | 0 | 0 | 0 | 0.0% | 0 | 0.0% | 0 | 0.0% | 0 | 0.0% | 0 | 0.0% | 1 |
| TRAFFICKING 2ND DEGREE | 0 | 0 | 0 | 0.0% | 0 | 0.0% | 0 | 0.0% | 0 | 0.0% | 0 | 0.0% | 2 |
| TRAFFICKING IN STOLEN PROPERTY 1 | 3 | 9 | 0 | 5.3% | 0 | 0.0% | 53 | 23.6% | 31 | 13.8% | 4 | 1.8% | 225 |
| TRAFFICKING IN STOLEN PROPERTY 1 [Attempt] | 0 | 1 | 0 | 9.1% | 0 | 0.0% | 3 | 27.3% | 2 | 18.2% | 0 | 0.0% | 11 |
| TRAFFICKING IN STOLEN PROPERTY 2 | 0 | 5 | 4 | 6.5% | 0 | 0.0% | 16 | 11.6% | 7 | 5.1% | 1 | 0.7% | 138 |
| UNLAWFUL DISCHARGE OF A LASER 1 | 0 | 0 | 0 | 0.0% | 0 | 0.0% | 0 | 0.0% | 0 | 0.0% | 0 | 0.0% | 2 |
| UNLAWFUL FACTORING CREDIT/PAY CARD TRANSACTION-1ST | 0 | 0 | 1 | 100.0% | 0 | 0.0% | 0 | 0.0% | 0 | 0.0% | 0 | 0.0% | 1 |
| UNLAWFUL FISH AND SHELLFISH CATCH ACCOUNTING 1ST DEGREE | 0 | 0 | 0 | 0.0% | 0 | 0.0% | 2 | 100.0% | 0 | 0.0% | 0 | 0.0% | 2 |
| UNLAWFUL HUNTING BIG GAME - 1ST | 0 | 0 | 1 | 20.0% | 0 | 0.0% | 0 | 0.0% | 0 | 0.0% | 0 | 0.0% | 5 |
| UNLAWFUL IMPRISONMENT | 0 | 2 | 1 | 4.6% | 0 | 0.0% | 7 | 10.8% | 2 | 3.1% | 0 | 0.0% | 65 |
| UNLAWFUL ISSUANCE OF CHECKS OR DRAFTS | 0 | 0 | 0 | 0.0% | 0 | 0.0% | 0 | 0.0% | 1 | 8.3% | 0 | 0.0% | 12 |
| UNLAWFUL POSSESSION OF FICTITIOUS IDENTIFICATION | 0 | 0 | 0 | 0.0% | 0 | 0.0% | 0 | 0.0% | 0 | 0.0% | 0 | 0.0% | 1 |
| UNLAWFUL POSSESSION OF FIREARM 1 | 10 | 13 | 2 | 12.8% | 0 | 0.0% | 0 | 0.0% | 42 | 21.5% | 0 | 0.0% | 195 |

FOSA*: Family Offender Sentencing Alternative (or Parenting Sentencing Alternative)

| OFFENSE | EXCEPTIONAL | | | | SSOSA | | FTOW | | DOSA | | FOSA* | | TOTAL |
|---|-------------|--------------|------------|-------------|-----------|-------------|--------------|-------------|--------------|-------------|-----------|-------------|---------------|
| | Above | Below | Within | % | N | % | N | % | N | % | N | % | |
| UNLAWFUL POSSESSION OF FIREARM 1 [Attempt] | 0 | 0 | 0 | 0.0% | 0 | 0.0% | 0 | 0.0% | 4 | 21.1% | 0 | 0.0% | 19 |
| UNLAWFUL POSSESSION OF FIREARM 1 [Conspiracy] | 0 | 0 | 0 | 0.0% | 0 | 0.0% | 0 | 0.0% | 0 | 0.0% | 0 | 0.0% | 1 |
| UNLAWFUL POSSESSION OF FIREARM 2 | 6 | 37 | 5 | 8.6% | 0 | 0.0% | 17 | 3.0% | 48 | 8.6% | 2 | 0.4% | 561 |
| UNLAWFUL POSSESSION OF PAYMENT INSTRUMENTS | 0 | 0 | 0 | 0.0% | 0 | 0.0% | 0 | 0.0% | 0 | 0.0% | 1 | 20.0% | 5 |
| UNLAWFUL TRAFFICKING FISH OR WILDLIFE - 2 post 06/07/2012 | 0 | 0 | 0 | 0.0% | 0 | 0.0% | 0 | 0.0% | 0 | 0.0% | 0 | 0.0% | 1 |
| UNLAWFUL USE OF FORTIFIED BUILDING (POST 1988) | 0 | 0 | 0 | 0.0% | 0 | 0.0% | 0 | 0.0% | 0 | 0.0% | 0 | 0.0% | 1 |
| UNLAWFUL WRECKLING VEHICLES WITHOUT LICENSE SUBS | 0 | 0 | 0 | 0.0% | 0 | 0.0% | 0 | 0.0% | 0 | 0.0% | 0 | 0.0% | 2 |
| USE BUILDING FOR DRUGS (POST 7/24/99) | 0 | 0 | 0 | 0.0% | 0 | 0.0% | 0 | 0.0% | 0 | 0.0% | 0 | 0.0% | 21 |
| VEHICLE PROWL 1 | 0 | 0 | 0 | 0.0% | 0 | 0.0% | 0 | 0.0% | 0 | 0.0% | 0 | 0.0% | 8 |
| VEHICLE PROWL 2 (3RD OR SUBS - POST 2013) | 0 | 0 | 0 | 0.0% | 0 | 0.0% | 0 | 0.0% | 1 | 12.5% | 0 | 0.0% | 8 |
| VEHICULAR ASSAULT DISREGARD SAFETY (POST 7/21/01) | 0 | 0 | 0 | 0.0% | 0 | 0.0% | 11 | 22.4% | 6 | 12.2% | 0 | 0.0% | 49 |
| VEHICULAR ASSAULT DISREGARD SAFETY (POST 7/21/01) [Attempt] | 0 | 0 | 0 | 0.0% | 0 | 0.0% | 0 | 0.0% | 0 | 0.0% | 0 | 0.0% | 1 |
| VEHICULAR ASSAULT UNDER INFL/RECKLESS (POST 7/21/01) | 3 | 6 | 1 | 9.0% | 0 | 0.0% | 0 | 0.0% | 0 | 0.0% | 0 | 0.0% | 111 |
| VEHICULAR HOMICIDE - DISREGARD SAFETY OF OTHERS (POST 6/5/96) | 4 | 1 | 0 | 26.3% | 0 | 0.0% | 1 | 5.3% | 0 | 0.0% | 0 | 0.0% | 19 |
| VEHICULAR HOMICIDE - DRUNK (LEV 11. POST 06/07/2012) | 1 | 2 | 0 | 12.5% | 0 | 0.0% | 0 | 0.0% | 0 | 0.0% | 0 | 0.0% | 24 |
| VEHICULAR HOMICIDE - RECKLESS MANNER (POST 6/5/96) | 0 | 0 | 0 | 0.0% | 0 | 0.0% | 0 | 0.0% | 0 | 0.0% | 0 | 0.0% | 3 |
| VIEW DEPICTION OF MINOR ENGAGED SEX CONDUCT 1ST DEGREE | 1 | 0 | 0 | 16.7% | 0 | 0.0% | 0 | 0.0% | 0 | 0.0% | 0 | 0.0% | 6 |
| VIEW DEPICTION OF MINOR ENGAGED SEX CONDUCT 2ND DEG | 0 | 0 | 0 | 0.0% | 1 | 20.0% | 0 | 0.0% | 0 | 0.0% | 0 | 0.0% | 5 |
| VIOLATION OF FOREIGN PROTECTION ORDER | 0 | 0 | 1 | 0.9% | 0 | 0.0% | 0 | 0.0% | 0 | 0.0% | 0 | 0.0% | 106 |
| VOYEURISM (POST 06/07/06) | 1 | 0 | 2 | 15.8% | 0 | 0.0% | 0 | 0.0% | 0 | 0.0% | 0 | 0.0% | 19 |
| TOTAL ALL OFFENSES | 325 | 1,179 | 228 | 7.1% | 68 | 0.3% | 1,623 | 6.7% | 1,522 | 6.3% | 70 | 0.3% | 24,257 |

FOSA*: Family Offender Sentencing Alternative (or Parenting Sentencing Alternative)

Table 12. Length of Sentence Relative to Standard Range ^{1 2}
Fiscal Year 2019

¹ The "WHERE IN THE RANGE?" (WIR) column in this table displays a statistic based on the sentences of those offenders sentenced within the standard range. The statistic presents the average sentence for these offenders as a number from 0 to 100, where 0 corresponds to a sentence at the bottom of the range and 100 a sentence at the top of the range. Thus an average at the midpoint of the range corresponds to a WIR score of 50 (i.e., 50% of the range).

² All life/death sentences for Aggravated Murder are "within the range." Offenders may also be sentenced to life as "Persistent Offenders" or as part of an exceptional sentence. Life sentences for Persistent Offenders are considered to be within the standard range. Life sentences ordered as part of an exceptional sentence are above the standard range.

| OFFENSE | SENTENCE RELATIVE TO STANDARD RANGE | | | AVERAGE OF WHERE IN THE RANGE? |
|---|-------------------------------------|--------|-------|--------------------------------|
| | Below | Within | Above | |
| ABANDON DEPENDENT PERSONS 2 (POST 06/07/06) | 0 | 1 | 0 | 0.0% |
| AGGRAVATED MURDER 1 (POST 7/24/99) [Life] | 0 | 6 | 0 | n.a. |
| ALIEN IN POSSESSION OF A FIREARM | 0 | 8 | 0 | 28.8% |
| ANIMAL CRUELTY 1 | 0 | 12 | 1 | 34.5% |
| ANIMAL CRUELTY 1 - SEX/CONDUCT | 0 | 1 | 0 | 0.0% |
| ARSON 1 | 2 | 8 | 0 | 61.5% |
| ARSON 1 [Attempt] | 0 | 4 | 0 | 14.7% |
| ARSON 1 [Conspiracy] | 0 | 1 | 0 | 70.4% |
| ARSON 2 | 0 | 37 | 4 | 37.7% |
| ASSAULT 1 (POST 7/1/90) | 19 | 38 | 5 | 36.3% |
| ASSAULT 1 (POST 7/1/90) [Attempt] | 4 | 13 | 0 | 45.3% |
| ASSAULT 1 (POST 7/1/90) [Conspiracy] | 0 | 2 | 0 | 100.0% |
| ASSAULT 1 (POST 7/1/90) [Life] | 0 | 1 | 0 | n.a. |
| ASSAULT 2 (POST 7/1/88) | 46 | 598 | 43 | 37.1% |
| ASSAULT 2 (POST 7/1/88) [Attempt] | 8 | 29 | 0 | 21.7% |
| ASSAULT 2 (POST 7/1/88) [Conspiracy] | 0 | 1 | 0 | 16.7% |
| ASSAULT 2 (POST 7/1/88) [Solicitation] | 0 | 1 | 0 | 33.3% |
| ASSAULT 2 (POST 7/1/88) [Life] | 0 | 1 | 0 | n.a. |
| ASSAULT 3 (POST 7/1/88) | 376 | 1,230 | 28 | 31.5% |
| ASSAULT 4 (3rd DOMESTIC VIOLENT OFFENSE) | 3 | 1 | 0 | 100.0% |
| ASSAULT OF A CHILD 1 | 0 | 1 | 1 | 50.0% |
| ASSAULT OF A CHILD 2 | 2 | 15 | 2 | 51.7% |
| ASSAULT OF A CHILD 3 | 2 | 30 | 2 | 44.5% |
| ATTEMPTING TO ELUDE PURSUING POLICE VEHICLE | 95 | 597 | 15 | 35.1% |
| BAIL JUMP WITH CLASS A (POST 7/89) | 0 | 4 | 0 | 37.3% |
| BAIL JUMP WITH CLASS B OR C (POST 7/89) | 125 | 225 | 0 | 24.7% |
| BRIBERY | 0 | 1 | 0 | 0.0% |
| BRIBING A WITNESS | 1 | 0 | 0 | n.a. |
| BURGLARY 1 | 4 | 54 | 5 | 31.4% |

| OFFENSE | SENTENCE RELATIVE TO STANDARD RANGE | | | AVERAGE OF WHERE IN THE RANGE? |
|--|-------------------------------------|--------|-------|--------------------------------|
| | Below | Within | Above | |
| BURGLARY 1 [Attempt] | 1 | 6 | 0 | 65.0% |
| BURGLARY 1 [Conspiracy] | 0 | 1 | 0 | 20.0% |
| BURGLARY 1 [Life] | 0 | 1 | 0 | n.a. |
| BURGLARY 2 (NONDWELLING - POST 7/90) | 355 | 734 | 1 | 23.4% |
| BURGLARY 2 (NONDWELLING - POST 7/90) [Attempt] | 35 | 91 | 0 | 20.6% |
| BURGLARY 2 (NONDWELLING - POST 7/90) [Solicitation] | 1 | 0 | 0 | n.a. |
| CHILD MOLEST 1 (7/90 - 8/31/01) | 0 | 2 | 1 | 38.2% |
| CHILD MOLEST 1 <18 (POST 8/31/01) | 3 | 3 | 0 | 19.7% |
| CHILD MOLEST 1 >17 (POST 8/31/01) (.712) | 17 | 72 | 3 | 53.3% |
| CHILD MOLEST 1 >17 (POST 8/31/01) (.712) [Attempt] | 1 | 4 | 0 | 53.4% |
| CHILD MOLEST 1 >17 (POST 8/31/01) (.712) [Life] | 0 | 1 | 0 | n.a. |
| CHILD MOLEST 2 (POST 7/90) | 10 | 72 | 11 | 53.2% |
| CHILD MOLEST 2 (POST 7/90) [Attempt] | 0 | 5 | 0 | 65.3% |
| CHILD MOLEST 3 (POST 7/90) | 2 | 37 | 2 | 54.1% |
| COLLECTION OF UNLAWFUL DEBT | 0 | 1 | 0 | 0.0% |
| COMMER SEX ABUSE A MINOR - PROMOTE (POST 06/10/2010) | 0 | 3 | 0 | 22.2% |
| COMMER SEX ABUSE A MINOR - PROMOTE (POST 06/10/2010) [Attempt] | 0 | 1 | 0 | 13.7% |
| COMMER SEX ABUSE A MINOR (POST 06/10/2010) | 0 | 16 | 1 | 62.3% |
| COMMER SEX ABUSE A MINOR (POST 06/10/2010) [Attempt] | 0 | 3 | 0 | 33.3% |
| COMMERCIAL BRIBERY | 0 | 1 | 0 | 0.0% |
| COMMUNICATION WITH A MINOR (POST 7/86) | 4 | 55 | 0 | 49.8% |
| COMPUTER TRESPASS 1 | 0 | 1 | 0 | 25.0% |
| CONDUCTING/MAINTAINING MARIJUANA CLUB | 0 | 1 | 0 | 25.0% |
| CONTROLLED SUBSTANCE HOMICIDE (POST 7/89) - 1ST OFF | 0 | 1 | 0 | 0.0% |
| CONTROLLED SUBSTANCE HOMICIDE (POST 7/89) - 1ST OFF [Solicitation] | 0 | 2 | 0 | 72.5% |
| CONTROLLED SUBSTANCE LABEL VIOLATION - 1ST OFFENSE | 0 | 1 | 0 | 0.0% |
| CRE DEL POS COUNTERFEIT CTRL SUBS NARC 1ST OFF | 0 | 1 | 0 | 0.0% |
| CRE DEL POS COUNTERFEIT CTRL SUBS NON-NARC 1ST OFF | 0 | 1 | 0 | 100.0% |
| CRIMINAL IMPERSONATION 1 | 0 | 287 | 1 | 17.2% |
| CRIMINAL MISCHIEF (previously RIOT) | 0 | 319 | 0 | 28.4% |
| CRIMINAL MISTREATMENT 1 (POST 06/07/06) | 0 | 2 | 1 | 26.5% |
| CRIMINAL MISTREATMENT 2 | 1 | 0 | 0 | n.a. |
| CRIMINAL MISTREATMENT 2 (POST 06/07/06) | 1 | 2 | 0 | 50.0% |
| CRIMINAL TRESPASS AGAINST CHILD | 0 | 3 | 0 | 69.4% |
| CUSTODIAL ASSAULT (POST 7/89) | 9 | 30 | 1 | 37.5% |
| CUSTODIAL INTERFERENCE 1 | 0 | 5 | 0 | 18.1% |
| CYBERSTALKING | 0 | 7 | 0 | 64.3% |
| DEALING DEPICTIONS OF A MINOR 1ST DEGREE (POST 06/10/2010) | 1 | 15 | 0 | 46.6% |
| DEALING DEPICTIONS OF A MINOR 2ND DEGREE (06/10/2010-07/22/2017) | 0 | 7 | 0 | 4.8% |
| DEALING DEPICTIONS OF A MINOR 2ND DEGREE (POST 07/23/2017) | 0 | 1 | 0 | 33.3% |

| OFFENSE | SENTENCE RELATIVE TO STANDARD RANGE | | | AVERAGE OF WHERE IN THE RANGE? |
|--|-------------------------------------|--------|-------|--------------------------------|
| | Below | Within | Above | |
| DEFRAUDING A PUBLIC UTILITY 1 | 0 | 2 | 0 | 5.9% |
| DEFRAUDING A PUBLIC UTILITY 2 | 0 | 1 | 0 | 0.3% |
| DEFRAUDING INNKEEPER, OVER \$75 | 0 | 5 | 0 | 8.0% |
| DEL MATERIAL IN LIEU OF CONTROLLED SUBSTANCE (POST 7/89) - 1ST O | 1 | 1 | 0 | 100.0% |
| DEL POS W/I METH - 1ST OFFENSE (POST 6/30/98) | 68 | 199 | 7 | 30.0% |
| DEL POS W/I METH - 1ST OFFENSE (POST 6/30/98) [Attempt] | 0 | 11 | 1 | 71.4% |
| DEL POS W/I METH - 1ST OFFENSE (POST 6/30/98) [Conspiracy] | 1 | 54 | 2 | 35.3% |
| DEL POS W/I METH - 1ST OFFENSE (POST 6/30/98) [Solicitation] | 2 | 7 | 0 | 14.4% |
| DEL POS W/I METH - 2ND OFFENSE (POST 6/30/98) | 7 | 22 | 0 | 32.6% |
| DEL POS W/I METH - 2ND OFFENSE (POST 6/30/98) [Attempt] | 0 | 1 | 0 | 0.0% |
| DEL POS W/I METH - 2ND OFFENSE (POST 6/30/98) [Conspiracy] | 0 | 4 | 0 | 50.1% |
| DEL POS W/I METH - 2ND OFFENSE (POST 6/30/98) [Solicitation] | 1 | 1 | 0 | 0.0% |
| DEL POS W/I METH - CORRECTIONAL FACILITY (POST 6/30/98) | 0 | 2 | 0 | 5.9% |
| DEL POS W/I METH - CORRECTIONAL FACILITY (POST 6/30/98) [Conspiracy] | 0 | 1 | 0 | 25.0% |
| DEL POS W/I METH - SCHOOL ZONE (POST 6/30/98) | 5 | 18 | 1 | 42.3% |
| DEL SHEDULE I/II NARC/FLUNT/METH MINOR - OVER 18 YRS OLD (POST 0 | 0 | 0 | 1 | n.a. |
| DELIVERY OF FIREARM TO INELIGIBLE PERSON | 0 | 34 | 0 | 14.2% |
| DISARMING A LAW ENFORCEMENT OR CORRECTIONAL OFFICER | 0 | 1 | 0 | 100.0% |
| DOMESTIC VIOLENCE COURT ORDER VIOLATION (POST 6/30/00) | 494 | 219 | 8 | 41.6% |
| DRIVE-BY-SHOOTING (POST 6/30/97) | 3 | 21 | 2 | 35.2% |
| DRIVING UNDER THE INFLUENCE (FELONY) (06/09/2016-07/22/2017) | 2 | 1 | 0 | 0.0% |
| DRIVING UNDER THE INFLUENCE (FELONY) (07/01/2007-06/08/2016) | 1 | 1 | 0 | 100.0% |
| DRIVING UNDER THE INFLUENCE (FELONY) (POST 07/23/2017) | 25 | 125 | 2 | 20.9% |
| DRIVING UNDER THE INFLUENCE (FELONY) (POST 07/23/2017) | 1 | 3 | 0 | 15.8% |
| ELUDING A LAW ENFORCEMENT VESSEL | 0 | 4 | 0 | 31.1% |
| ENDANGERMENT WITH A CONTROLLED SUBSTANCE | 1 | 1 | 0 | 0.0% |
| ESCAPE 1 | 8 | 8 | 0 | 21.3% |
| ESCAPE 2 | 22 | 58 | 0 | 28.9% |
| ESCAPE 3 (SUBSEQUENT) | 0 | 2 | 0 | 22.2% |
| ESCAPE FROM COMMUNITY CUSTODY (POST 6/11/92) | 2 | 267 | 8 | 28.8% |
| EXPLOSIVES - LICENSING VIOLATION | 0 | 3 | 0 | 8.3% |
| EXTORTION 1 | 0 | 3 | 0 | 11.1% |
| EXTORTION 2 | 0 | 3 | 0 | 33.3% |
| FAILURE TO REGISTER AS KIDNAPPER - POST 7/24/99 | 0 | 9 | 1 | 18.4% |
| FAILURE TO REGISTER AS SEX OFFENDER - POST 7/24/99 | 0 | 250 | 17 | 19.9% |
| FAILURE TO REGISTER AS SEX OFFENDER 2+ (POST 06/07/06) | 22 | 63 | 1 | 10.0% |
| FAILURE TO REGISTER AS SEX OFFENDER 3+ (POST 06/10/2010) | 38 | 106 | 1 | 14.7% |
| FAILURE TO REGISTER AS SEX OFFENDER 3+ (POST 06/10/2010) [Attempt] | 0 | 18 | 0 | 12.3% |
| FALSE REPORTING COMPENSATION BY EMPLOYER | 0 | 1 | 0 | 8.3% |
| FALSE VERIFICATION FOR WELFARE | 0 | 1 | 0 | 0.0% |

| OFFENSE | SENTENCE RELATIVE TO STANDARD RANGE | | | AVERAGE OF WHERE IN THE RANGE? |
|--|-------------------------------------|--------|-------|--------------------------------|
| | Below | Within | Above | |
| FORGED PRESCRIP - VUCSA - 1ST OFFENSE | 2 | 34 | 0 | 27.7% |
| FORGERY | 61 | 365 | 1 | 32.8% |
| HARASSMENT | 88 | 293 | 3 | 28.4% |
| HARMING A POLICE DOG | 0 | 2 | 0 | 4.9% |
| HIT AND RUN - DEATH (POST 7/21/01) | 4 | 3 | 0 | 66.7% |
| HIT AND RUN - INJURY (POST 6/7/00) | 27 | 35 | 1 | 35.3% |
| HIT AND RUN W/VESSEL | 1 | 0 | 0 | n.a. |
| IDENTITY THEFT 1 (POST 7/21/01) | 49 | 68 | 1 | 34.5% |
| IDENTITY THEFT 1 (POST 7/21/01) [Attempt] | 1 | 2 | 0 | 11.3% |
| IDENTITY THEFT 2 (POST 7/21/01) | 223 | 437 | 1 | 32.7% |
| ILLEGAL TRANSFER OF MOTOR VEHICLE CERTIFICATE | 0 | 15 | 0 | 18.1% |
| INCENDIARY DEVICES (POST 7/24/99) | 0 | 1 | 0 | 0.0% |
| INCEST 1 | 4 | 8 | 0 | 72.0% |
| INCEST 2 | 0 | 5 | 0 | 55.7% |
| INCITING CRIMINAL PROFITEERING | 1 | 0 | 0 | n.a. |
| INDECENT EXPOSURE (POST 7/24/99) | 2 | 15 | 1 | 35.9% |
| INDECENT EXPOSURE (PRE 7/25/99) | 0 | 12 | 2 | 52.0% |
| INDECENT LIBERTIES - DD VICTIM (POST 7/90) | 6 | 24 | 1 | 50.5% |
| INDECENT LIBERTIES - DD VICTIM (POST 7/90) [Attempt] | 1 | 2 | 0 | 100.0% |
| INDECENT LIBERTIES BY HEALTHCARE PROVIDER | 0 | 4 | 0 | 68.7% |
| INDECENT LIBERTIES WITH FORCE (POST 8/31/01) (.712) | 2 | 6 | 0 | 57.1% |
| INSURANCE FRAUD - FALSE CLAIMS | 0 | 10 | 0 | 17.1% |
| INTIMIDATING A JUDGE | 1 | 2 | 1 | 4.5% |
| INTIMIDATING A PUBLIC SERVANT | 1 | 2 | 0 | 50.0% |
| INTIMIDATING A WITNESS | 2 | 7 | 2 | 14.3% |
| INTIMIDATING A WITNESS [Attempt] | 0 | 1 | 0 | 0.0% |
| INTIMIDATING A WITNESS [Conspiracy] | 1 | 0 | 0 | n.a. |
| INTIMIDATION WITH AN EXPLOSIVE | 0 | 1 | 0 | 75.0% |
| INTRODUCING CONTRABAND 1 | 0 | 1 | 0 | 31.0% |
| INTRODUCING CONTRABAND 2 | 0 | 1 | 0 | 20.0% |
| INVOLVING MINOR IN DRUG DEAL (POST 7/89) - 1ST OFFENSE | 1 | 0 | 0 | n.a. |
| KIDNAPPING 1 | 5 | 6 | 1 | 91.7% |
| KIDNAPPING 1 [Attempt] | 0 | 1 | 0 | 100.0% |
| KIDNAPPING 2 | 0 | 11 | 2 | 50.0% |
| KIDNAPPING 2 [Attempt] | 0 | 2 | 0 | 38.9% |
| LEADING ORGANIZED CRIME | 2 | 0 | 0 | n.a. |
| LURING OF MINOR OR DEVELOPMENTAL DISABILITY PERSON | 0 | 2 | 0 | 22.5% |
| MAIL THEFT | 0 | 23 | 0 | 25.9% |
| MAINTAIN BUCKET SHOP | 0 | 1 | 0 | 25.0% |
| MAINTAIN PLACE FOR DRUGS - 1ST OFFENSE (POST 7/24/99) | 2 | 3 | 0 | 41.6% |

| OFFENSE | SENTENCE RELATIVE TO STANDARD RANGE | | | AVERAGE OF WHERE IN THE RANGE? |
|---|-------------------------------------|--------|-------|--------------------------------|
| | Below | Within | Above | |
| MALICIOUS HARASSMENT | 3 | 11 | 0 | 49.9% |
| MALICIOUS INJURY TO RAILROAD PROPERTY (POST 7/24/99) | 1 | 2 | 0 | 50.0% |
| MALICIOUS MISCHIEF 1 | 8 | 35 | 1 | 33.0% |
| MALICIOUS MISCHIEF 1 [Attempt] | 0 | 2 | 0 | 32.1% |
| MALICIOUS MISCHIEF 2 | 19 | 198 | 3 | 40.8% |
| MALICIOUS PROSECUTION | 0 | 4 | 0 | 20.3% |
| MANSLAUGHTER 1 (POST 7/26/97) | 3 | 15 | 2 | 45.5% |
| MANSLAUGHTER 2 (POST 7/26/97) | 3 | 18 | 2 | 61.9% |
| MANSLAUGHTER 2 (POST 7/26/97) [Solicitation] | 0 | 0 | 1 | n.a. |
| MEDICAID FRAUD | 0 | 2 | 0 | 4.2% |
| MFG DEL POS W/I HER (POST 6/30/02) (L7) | 58 | 138 | 0 | 27.3% |
| MFG DEL POS W/I HER (POST 6/30/02) (L7) [Attempt] | 0 | 9 | 0 | 50.2% |
| MFG DEL POS W/I HER (POST 6/30/02) (L7) [Conspiracy] | 0 | 63 | 0 | 37.0% |
| MFG DEL POS W/I HER (POST 6/30/02) (L7) [Solicitation] | 5 | 11 | 0 | 5.5% |
| MFG DEL POS W/I HER COC - SCHOOL ZONE (POST 6/30/02) (L7) | 4 | 8 | 0 | 32.4% |
| MFG DEL POS W/I HER COC - SCHOOL ZONE (POST 6/30/02) (L7) [Conspira | 0 | 1 | 0 | 50.0% |
| MFG DEL POS W/I HER COC - SUBSEQ (POST 6/30/02) (L7) | 2 | 10 | 0 | 45.8% |
| MFG DEL POS W/I HER COC - SUBSEQ (POST 6/30/02) (L7) [Conspiracy] | 0 | 7 | 0 | 15.1% |
| MFG DEL POS W/I HER COC - SUBSEQ (POST 6/30/02) (L7) [Solicitation] | 0 | 1 | 0 | 0.0% |
| MFG DEL POS W/I IMITATION CONTROLLED SUBSTANCE (POST 7/89) | 2 | 1 | 0 | 100.0% |
| MFG DEL POS W/I MARIJUANA - 1ST OFFENSE | 0 | 41 | 2 | 18.9% |
| MFG DEL POS W/I MARIJUANA - 1ST OFFENSE [Attempt] | 0 | 1 | 0 | 4.4% |
| MFG DEL POS W/I MARIJUANA - 1ST OFFENSE [Conspiracy] | 0 | 3 | 0 | 15.1% |
| MFG DEL POS W/I MARIJUANA - CORRECTIONAL FACILITY | 0 | 1 | 0 | 16.7% |
| MFG DEL POS W/I MARIJUANA - SUBSEQ | 0 | 1 | 0 | 100.0% |
| MFG DEL POS W/I OTH,EXC MJ/METH/AMP/FLUN-CORRECCIONAL FACILITY | 0 | 1 | 0 | 100.0% |
| MFG DEL POS W/I SCH I/II NARC OR FLUNT SUBSEQ | 0 | 2 | 0 | 18.6% |
| MFG DEL POS W/I SCH I/II NARC OR FLUNT-1ST OFF | 61 | 106 | 4 | 29.8% |
| MFG DEL POS W/I SCH I/II NARC OR FLUNT-1ST OFF [Attempt] | 0 | 6 | 0 | 47.3% |
| MFG DEL POS W/I SCH I/II NARC OR FLUNT-1ST OFF [Conspiracy] | 0 | 33 | 0 | 22.0% |
| MFG METH - 1ST OFFENSE (POST 6/30/98) | 1 | 0 | 0 | n.a. |
| MFG METH - 1ST OFFENSE (POST 6/30/98) [Conspiracy] | 0 | 1 | 0 | 16.7% |
| MFG METH - 1ST OFFENSE (POST 6/30/98) [Solicitation] | 1 | 0 | 0 | n.a. |
| MONEY LAUNDERING | 0 | 90 | 1 | 14.1% |
| MORTGAGE FRAUD | 0 | 1 | 0 | 100.0% |
| MORTGAGE FRAUD [Attempt] | 0 | 1 | 0 | 16.7% |
| MURDER 1 (7/1/90-7/24/99) | 1 | 0 | 0 | n.a. |
| MURDER 1 (7/1/90-7/24/99) [Attempt] | 1 | 0 | 0 | n.a. |
| MURDER 1 (POST 7/24/99) | 3 | 34 | 3 | 62.4% |
| MURDER 1 (POST 7/24/99) [Attempt] | 1 | 9 | 0 | 47.0% |

| OFFENSE | SENTENCE RELATIVE TO STANDARD RANGE | | | AVERAGE OF WHERE IN THE RANGE? |
|--|-------------------------------------|--------|-------|--------------------------------|
| | Below | Within | Above | |
| MURDER 1 (POST 7/24/99) [Conspiracy] | 2 | 1 | 0 | 0.0% |
| MURDER 1 (POST 7/24/99) [Life] | 0 | 2 | 0 | n.a. |
| MURDER 1 (POST 7/24/99) [Life] [Attempt] | 0 | 1 | 0 | n.a. |
| MURDER 1 (PRE 7/1/90) | 0 | 1 | 0 | 100.0% |
| MURDER 2 (POST 7/24/99) | 2 | 46 | 4 | 64.5% |
| MURDER 2 (POST 7/24/99) [Attempt] | 1 | 4 | 0 | 16.4% |
| MURDER 2 (POST 7/24/99) [Solicitation] | 2 | 0 | 0 | n.a. |
| MURDER 2 (7/1/90-7/24/99) | 0 | 1 | 0 | 100.0% |
| OBTAIN SIGNATURE BY DECEPTION | 0 | 1 | 0 | 8.3% |
| ODOMETER OFFENSE | 0 | 1 | 0 | 0.0% |
| ORGANIZED RETAIL THEFT 1 | 0 | 6 | 0 | 12.5% |
| ORGANIZED RETAIL THEFT 2 | 13 | 59 | 0 | 22.6% |
| OVER 18- DELIVER CONTROLLED SUBSTANCE TO MINOR | 0 | 1 | 0 | 23.5% |
| PERJURY 1 | 0 | 2 | 0 | 25.0% |
| PERJURY 2 | 3 | 5 | 0 | 14.7% |
| PHYSICAL CONTROL VEHICLE UNDER THE INFLUENCE (FELONY) POST (0 | 2 | 2 | 0 | 25.0% |
| POSS OF A STOLEN FIREARM | 19 | 29 | 1 | 24.6% |
| POSS OF A STOLEN FIREARM [Attempt] | 1 | 3 | 0 | 2.8% |
| POSS OF A STOLEN FIREARM [Conspiracy] | 1 | 0 | 0 | n.a. |
| POSS OF CONTROL SUBSTANCE - BY PRISONERS | 0 | 47 | 0 | 29.8% |
| POSS OF CONTROL SUBSTANCE - BY PRISONERS [Attempt] | 0 | 1 | 0 | 8.3% |
| POSS OF CONTROL SUBSTANCE - OTHER, EXCEPT PCP, IN COR FAC | 2 | 0 | 0 | n.a. |
| POSS OF CONTROL SUBSTANCE - OTHER, EXCEPT PCP/FLUNIT | 375 | 3,073 | 11 | 19.8% |
| POSS OF CONTROL SUBSTANCE - OTHER, EXCEPT PCP/FLUNIT [Attempt] | 0 | 347 | 0 | 21.1% |
| POSS OF CONTROL SUBSTANCE - OTHER, EXCEPT PCP/FLUNIT [Conspira | 0 | 394 | 0 | 13.4% |
| POSS OF CONTROL SUBSTANCE - OTHER, EXCEPT PCP/FLUNIT [Solicitati | 0 | 1 | 0 | 44.4% |
| POSS OF CONTROL SUBSTANCE - SCHEDULE I/II IN COR FAC | 1 | 1 | 0 | 0.0% |
| POSS OF CONTROL SUBSTANCE - SCHEDULE I/II OR FLUNIT | 141 | 1,063 | 4 | 21.2% |
| POSS OF CONTROL SUBSTANCE - SCHEDULE I/II OR FLUNIT [Attempt] | 0 | 93 | 0 | 19.8% |
| POSS OF CONTROL SUBSTANCE - SCHEDULE I/II OR FLUNIT [Conspiracy] | 0 | 130 | 1 | 9.7% |
| POSS OF DEADLY WEAPON BY PRISONER | 0 | 5 | 0 | 33.3% |
| POSS OF DEPICTION OF MINOR 1ST DEGREE (POST 06/07/06) | 1 | 54 | 1 | 43.0% |
| POSS OF DEPICTION OF MINOR 2ND DEGREE (06/07/06-07/23/2017) | 2 | 14 | 2 | 50.0% |
| POSS OF DEPICTION OF MINORS 2ND DEGREE (POST 07/23/2017) | 1 | 6 | 0 | 60.4% |
| POSS OF DEPICTION OF MINORS 2ND DEGREE (POST 07/23/2017) [Attemp | 0 | 1 | 0 | 41.7% |
| POSSESS READ CAPTURE INFO ON OTHER'S ID | 0 | 2 | 0 | 58.2% |
| POSSESSION OF MACHINE GUN OR SHORT BARREL SHOTGUN (POST 7/2 | 1 | 3 | 0 | 50.0% |
| POSSESSION OF STOLEN MAIL | 0 | 17 | 0 | 27.0% |
| POSSESSION OF STOLEN PROPERTY 1 | 6 | 28 | 0 | 32.1% |
| POSSESSION OF STOLEN PROPERTY 1 [Attempt] | 0 | 1 | 0 | 5.8% |

| OFFENSE | SENTENCE RELATIVE TO STANDARD RANGE | | | AVERAGE OF WHERE IN THE RANGE? |
|---|-------------------------------------|--------|-------|--------------------------------|
| | Below | Within | Above | |
| POSSESSION OF STOLEN PROPERTY 2 | 59 | 327 | 4 | 35.1% |
| POSSESSION OF STOLEN VEHICLE | 274 | 479 | 6 | 29.7% |
| POSSESSION OF STOLEN VEHICLE [Attempt] | 0 | 6 | 0 | 17.1% |
| POSSESSION OF STOLEN VEHICLE [Conspiracy] | 1 | 1 | 0 | 0.0% |
| PRISON RIOT | 0 | 0 | 3 | n.a. |
| PROFESSIONAL GAMBLING 2 (POST 7/26/97) | 0 | 1 | 0 | 0.3% |
| PROMOTING PORNOGRAPHY | 0 | 2 | 0 | 65.9% |
| PROMOTING PROSTITUTION 1 | 0 | 1 | 0 | 93.3% |
| PROMOTING PROSTITUTION 2 | 3 | 24 | 2 | 40.8% |
| PROMOTING SUICIDE ATTEMPT | 0 | 2 | 0 | 29.2% |
| RAPE 1 (POST 8/31/01) (.712) | 0 | 9 | 1 | 59.1% |
| RAPE 2 (POST 8/31/01) (.712) | 0 | 16 | 0 | 70.3% |
| RAPE 2 (POST 8/31/01) (.712) [Attempt] | 0 | 3 | 1 | 50.0% |
| RAPE 3 | 3 | 38 | 1 | 48.1% |
| RAPE OF A CHILD 1 (.712) >=18 FOR/FEE (POST 07/22/2007) [Attempt] | 0 | 1 | 0 | 38.1% |
| RAPE OF A CHILD 1 (7/27/97 - 8/31/01) | 1 | 0 | 0 | n.a. |
| RAPE OF A CHILD 1 <18 (POST 8/31/01) | 4 | 0 | 0 | n.a. |
| RAPE OF A CHILD 1 <18 (POST 8/31/01) [Attempt] | 0 | 1 | 0 | 100.0% |
| RAPE OF A CHILD 1 >17 (POST 8/31/01) (.712) | 11 | 42 | 6 | 48.7% |
| RAPE OF A CHILD 1 >17 (POST 8/31/01) (.712) [Attempt] | 2 | 11 | 0 | 50.2% |
| RAPE OF A CHILD 1 >17 (POST 8/31/01) (.712) [Solicitation] | 0 | 0 | 1 | n.a. |
| RAPE OF A CHILD 1 >17 (POST 8/31/01) (.712) [Life] | 0 | 0 | 1 | n.a. |
| RAPE OF A CHILD 1 >17 (POST 8/31/01) (.712) [Life] [Attempt] | 0 | 1 | 0 | n.a. |
| RAPE OF A CHILD 1 PREDATORY FINDING(.712) (POST 03/20/2006) | 0 | 1 | 0 | 90.0% |
| RAPE OF A CHILD 2 >17 (POST 8/31/01) (.712) | 7 | 23 | 1 | 44.9% |
| RAPE OF A CHILD 2 >17 (POST 8/31/01) (.712) [Attempt] | 3 | 31 | 1 | 26.5% |
| RAPE OF A CHILD 2 >17 (POST 8/31/01) (.712) [Conspiracy] | 1 | 0 | 0 | n.a. |
| RAPE OF A CHILD 3 (POST 7/90) | 9 | 39 | 2 | 51.2% |
| RECEIVING OR GRANTING UNLAWFUL COMPENSATION | 0 | 2 | 0 | 2.1% |
| RECKLESS BURNING 1 | 1 | 30 | 1 | 56.3% |
| RENDERING CRIMINAL ASSISTANCE 1 (POST 07/01/2010) | 4 | 17 | 1 | 28.0% |
| RESIDENTIAL BURGLARY (POST 7/90) | 282 | 310 | 6 | 28.4% |
| RESIDENTIAL BURGLARY (POST 7/90) [Attempt] | 8 | 26 | 0 | 14.9% |
| RETAIL THEFT WITH EXTENUATING CIRCUMSTANCES 1 | 2 | 0 | 0 | n.a. |
| RETAIL THEFT WITH EXTENUATING CIRCUMSTANCES 2 | 0 | 15 | 0 | 25.1% |
| RETAIL THEFT WITH EXTENUATING CIRCUMSTANCES 3 | 0 | 215 | 0 | 20.4% |
| ROBBERY 1 | 32 | 136 | 2 | 31.4% |
| ROBBERY 1 [Attempt] | 4 | 26 | 1 | 42.3% |
| ROBBERY 1 [Conspiracy] | 2 | 0 | 0 | n.a. |
| ROBBERY 1 [Life] | 0 | 1 | 0 | n.a. |

| OFFENSE | SENTENCE RELATIVE TO STANDARD RANGE | | | AVERAGE OF WHERE IN THE RANGE? |
|--|-------------------------------------|--------|-------|--------------------------------|
| | Below | Within | Above | |
| ROBBERY 2 | 6 | 220 | 11 | 32.9% |
| ROBBERY 2 [Attempt] | 1 | 21 | 0 | 26.6% |
| ROBBERY 2 [Life] | 0 | 1 | 0 | n.a. |
| SECURITY ACT VIOLATION (POST 7/89) | 0 | 1 | 0 | 23.5% |
| SELL OR DELIVER LEGEND DRUGS | 0 | 4 | 0 | 18.8% |
| SELL OR DELIVER LEGEND DRUGS [Conspiracy] | 0 | 1 | 0 | 2.7% |
| SEXUAL EXPLOITATION (POST 6/30/01) | 1 | 7 | 1 | 68.3% |
| SEXUAL MISCONDUCT 1 (POST 7/90) | 1 | 4 | 0 | 62.5% |
| STALKING (POST 6/30/00) | 0 | 7 | 0 | 14.3% |
| STALKING (POST 7/28/13) | 2 | 7 | 1 | 52.4% |
| STALKING (POST 7/28/13) [Attempt] | 0 | 1 | 0 | 0.0% |
| TAKING MOTOR VEHICLE WITHOUT PERMISSION 1 (POST 6/12/02) | 6 | 7 | 0 | 53.6% |
| TAKING MOTOR VEHICLE WITHOUT PERMISSION 2 (POST 6/12/02) | 100 | 683 | 8 | 30.3% |
| TAMPERING WITH A WITNESS | 19 | 38 | 1 | 42.7% |
| TELEPHONE HARASSMENT (POST 7/24/99) | 4 | 9 | 0 | 36.6% |
| THEFT 1 | 67 | 243 | 11 | 34.7% |
| THEFT 1 [Attempt] | 4 | 22 | 0 | 41.2% |
| THEFT 1 - WELFARE FRAUD | 1 | 17 | 0 | 28.3% |
| THEFT 2 | 77 | 741 | 4 | 31.5% |
| THEFT 2 - WELFARE FRAUD | 0 | 6 | 0 | 10.5% |
| THEFT FROM A VULNERABLE ADULT 1 | 0 | 3 | 0 | 64.4% |
| THEFT FROM A VULNERABLE ADULT 1 | 1 | 0 | 0 | n.a. |
| THEFT FROM A VULNERABLE ADULT 2 | 0 | 3 | 0 | 19.1% |
| THEFT OF A FIREARM (POST 7/22/95) | 42 | 30 | 0 | 27.2% |
| THEFT OF A FIREARM (POST 7/22/95) [Attempt] | 0 | 1 | 0 | 0.0% |
| THEFT OF LIVESTOCK 1 | 0 | 1 | 0 | 0.0% |
| THEFT OF LIVESTOCK 2 | 1 | 0 | 0 | n.a. |
| THEFT OF MOTOR VEHICLE | 97 | 144 | 2 | 28.5% |
| THEFT OF MOTOR VEHICLE [Attempt] | 13 | 30 | 0 | 24.2% |
| THEFT OF RENTAL OR LEASED PROPERTY (\$250-\$1,500) | 1 | 5 | 0 | 33.2% |
| THEFT OF RENTAL OR LEASED PROPERTY (<\$1,500) [Attempt] | 1 | 0 | 0 | n.a. |
| THEFT W/ INTENT RESELL 1 | 0 | 2 | 0 | 50.0% |
| THEFT W/ INTENT RESELL 2 | 3 | 7 | 0 | 23.0% |
| THREATS TO BOMB (POST 7/89) | 1 | 6 | 0 | 31.1% |
| THREATS TO BOMB (POST 7/89) [Attempt] | 0 | 1 | 0 | 0.0% |
| TRAFFICKING 2ND DEGREE | 0 | 2 | 0 | 25.0% |
| TRAFFICKING IN STOLEN PROPERTY 1 | 114 | 108 | 3 | 34.6% |
| TRAFFICKING IN STOLEN PROPERTY 1 [Attempt] | 5 | 6 | 0 | 28.5% |
| TRAFFICKING IN STOLEN PROPERTY 2 | 33 | 105 | 0 | 24.3% |
| UNLAWFUL DISCHARGE OF A LASER 1 | 0 | 2 | 0 | 7.5% |

| OFFENSE | SENTENCE RELATIVE TO STANDARD RANGE | | | AVERAGE OF WHERE IN THE RANGE? |
|---|-------------------------------------|---------------|------------|--------------------------------|
| | Below | Within | Above | |
| UNLAWFUL FACTORING CREDIT/PAY CARD TRANSACTION-1ST | 0 | 1 | 0 | 100.0% |
| UNLAWFUL FISH AND SHELLFISH CATCH ACCOUNTING | 0 | 2 | 0 | 8.3% |
| UNLAWFUL HUNTING BIG GAME - 1ST | 0 | 5 | 0 | 20.0% |
| UNLAWFUL IMPRISONMENT | 9 | 56 | 0 | 42.2% |
| UNLAWFUL ISSUANCE OF CHECKS OR DRAFTS | 1 | 11 | 0 | 24.9% |
| UNLAWFUL POSSESSION OF FICTITIOUS IDENTIFICATION | 0 | 1 | 0 | 1.6% |
| UNLAWFUL POSSESSION OF FIREARM 1 | 59 | 126 | 10 | 25.9% |
| UNLAWFUL POSSESSION OF FIREARM 1 [Attempt] | 4 | 15 | 0 | 16.4% |
| UNLAWFUL POSSESSION OF FIREARM 1 [Conspiracy] | 0 | 1 | 0 | 8.3% |
| UNLAWFUL POSSESSION OF FIREARM 2 | 118 | 436 | 7 | 26.4% |
| UNLAWFUL POSSESSION OF PAYMENT INSTRUMENTS | 1 | 4 | 0 | 31.3% |
| UNLAWFUL TRAFFICKING FISH OR WILDLIFE - 2 post 06/07/2012 | 0 | 1 | 0 | 0.0% |
| UNLAWFUL USE OF FORTIFIED BUILDING (POST 1988) | 0 | 1 | 0 | 16.7% |
| UNLAWFUL WRECKLING VEHICLES WITHOUT LICENSE SUBS | 0 | 2 | 0 | 16.9% |
| USE BUILDING FOR DRUGS (POST 7/24/99) | 0 | 21 | 0 | 26.9% |
| VEHICLE PROWL 1 | 0 | 8 | 0 | 53.0% |
| VEHICLE PROWL 2 (3RD OR SUBS - POST 2013) | 1 | 7 | 0 | 71.4% |
| VEHICULAR ASSAULT DISREGARD SAFETY (POST 7/21/01) | 16 | 33 | 0 | 25.4% |
| VEHICULAR ASSAULT DISREGARD SAFETY (POST 7/21/01) [Attempt] | 0 | 1 | 0 | 16.7% |
| VEHICULAR ASSAULT UNDER INFL/RECKLESS (POST 7/21/01) | 6 | 102 | 3 | 25.6% |
| VEHICULAR HOMICIDE - DISREGARD SAFETY OF OTHERS (POST 6/5/96) | 2 | 13 | 4 | 51.6% |
| VEHICULAR HOMICIDE - DRUNK (LEV 11. POST 06/07/2012) | 2 | 21 | 1 | 38.4% |
| VEHICULAR HOMICIDE - RECKLESS MANNER (POST 6/5/96) | 0 | 3 | 0 | 91.7% |
| VIEW DEPICTION OF MINOR ENGAGED SEX CONDUCT 1ST DEGREE | 0 | 5 | 1 | 36.0% |
| VIEW DEPICTION OF MINOR ENGAGED SEX CONDUCT 2ND DEG | 0 | 5 | 0 | 47.2% |
| VIOLATION OF FOREIGN PROTECTION ORDER | 0 | 106 | 0 | 31.9% |
| VOYEURISM (POST 06/07/06) | 0 | 18 | 1 | 53.5% |
| ALL OFFENSES | 4,605 | 19,302 | 350 | 28.1% |

**Table 13. Average Sentence of "Most Serious Offenders" by County
Fiscal Year 2019**

This table excludes life and death sentences.

| COUNTY | Number | Months |
|--------------|--------------|-------------|
| Adams | 3 | 32.0 |
| Asotin | 10 | 47.1 |
| Benton | 69 | 49.9 |
| Chelan | 23 | 65.0 |
| Clallam | 19 | 35.6 |
| Clark | 163 | 68.2 |
| Cowlitz | 59 | 82.3 |
| Douglas | 11 | 45.4 |
| Ferry | 3 | 70.0 |
| Franklin | 44 | 87.0 |
| Garfield | 1 | 24.0 |
| Grant | 28 | 81.6 |
| Grays Harbor | 44 | 54.7 |
| Island | 15 | 76.7 |
| Jefferson | 15 | 39.8 |
| King | 422 | 64.7 |
| Kitsap | 110 | 70.4 |
| Kittitas | 24 | 96.4 |
| Klickitat | 11 | 76.4 |
| Lewis | 51 | 72.6 |
| Lincoln | 6 | 67.7 |
| Mason | 23 | 47.2 |
| Okanogan | 18 | 67.7 |
| Pacific | 11 | 55.1 |
| Pend Oreille | 1 | 8.0 |
| Pierce | 307 | 79.8 |
| San Juan | 3 | 88.0 |
| Skagit | 54 | 64.0 |
| Skamania | 9 | 123.2 |
| Snohomish | 206 | 56.5 |
| Spokane | 213 | 64.3 |
| Stevens | 21 | 105.6 |
| Thurston | 105 | 75.4 |
| Wahkiakum | 1 | 6.0 |
| Walla Walla | 12 | 51.3 |
| Whatcom | 61 | 50.7 |
| Whitman | 10 | 27.4 |
| Yakima | 133 | 42.2 |
| TOTAL | 2,319 | 65.9 |

ONLY LIFE OR DEATH* SENTENCES BY COUNTY

| COUNTY | Number | Sentence |
|--------------|-----------|----------|
| Ferry | 1 | Life |
| Franklin | 1 | Life |
| Grant | 1 | Life |
| King | 3 | Life |
| Kitsap | 1 | Life |
| Pierce | 1 | Life |
| Snohomish | 3 | Life |
| Spokane | 3 | Life |
| Thurston | 2 | Life |
| Yakima | 1 | Life |
| TOTAL | 17 | |

*A Persistent Offender may be sentenced to death if the "third strike" offense is Aggravated Murder.

NOTE: The definition of "Most Serious Offender" used in this table is a person convicted of a "most serious offense" as defined in RCW 9.94A.030.

**Table 14A. "Persistent Offenders" by County
Fiscal Year 2019**

| COUNTY | TOTAL | |
|---------------|--------------|-------------------------|
| Ferry | 1 | |
| Franklin | 1 | Two-Strike Sex Offender |
| King | 2 | |
| Kitsap | 1 | |
| Spokane | 3 | |
| Thurston | 1 | Two-Strike Sex Offender |
| Yakima | 1 | |
| TOTAL | 10 | |

**Table 14B. Details in Persistent Offenders' Sentences
Under the Persistent Offender Statute RCW 9.94A.030 (37)(a)(b)
Fiscal Year 2019**

| CAUSE | VERDICT | SENTENCING DATE | OFFENSE | SEX | RACE | DOB | AGE at SENTENCE |
|-----------------|---|-----------------|---|------|------------------|------------|-----------------|
| Ferry | | | | | | | |
| 18-1-00017-3 | Jury Trial | 12/17/2018 | ASSAULT 2 (POST 7/1/88) [Life] | Male | African American | 10/14/1976 | 42 |
| 2018120523 | FY 2019 | | | | | | |
| | <i>Ferry</i> | | | | | | |
| | | Prior offense | ROBBERY 1 [Attempt] | | | | |
| | | Prior offense | BURGLARY 1 | | | | |
| | | Prior offense | ROBBERY 2 | | | | |
| Franklin | | | | | | | |
| ** 18-1-50494-4 | Plea or Stipulated Findings & Conclusions | 6/25/2019 | CHILD MOLEST 1 >17 (POST 8/31/01) (.712) [Life] | Male | White | 6/19/1966 | 53 |
| 2019061370 | FY 2019 | | | | | | |
| | <i>Franklin</i> | | | | | | |
| | | Prior offense | RAPE 2 (7/27/97 - 8/31/01) | | | | |
| | | Prior offense | RAPE 2 (7/27/97 - 8/31/01) | | | | |

** "Two-Strike" Sentences under the Persistent Offender Statute RCW 9.94A.030(37)(b)

| CAUSE | VERDICT | SENTENCING DATE | OFFENSE | SEX | RACE | DOB | AGE at SENTENCE |
|---------------|---|-----------------|--|------|------------------|------------|-----------------|
| King | | | | | | | |
| 17-1-02754-1 | Jury Trial | 7/13/2018 | ROBBERY 2 [Life] | Male | African American | 4/11/1974 | 44 |
| 2018071543 | FY 2019 | King | | | | | |
| | | Prior offense | ROBBERY 2 | | | | |
| | | Prior offense | ROBBERY 2 | | | | |
| | | Prior offense | ROBBERY 2 | | | | |
| | | Prior offense | ROBBERY 2 | | | | |
| | | Prior offense | ROBBERY 2 | | | | |
| | | Prior offense | ROBBERY 2 | | | | |
| 15-1-03905-5 | Plea or Stipulated Findings & Conclusions | 8/30/2018 | MURDER 1 (POST 7/24/99) [Life] Firearm | Male | White | 11/23/1975 | 42 |
| 2018081279 | FY 2019 | King | | | | | |
| | | Prior offense | ASSAULT 2 (POST 7/1/88) | | | | |
| | | Prior offense | ASSAULT 2 (POST 7/1/88) | | | | |
| Kitsap | | | | | | | |
| 16-1-01563-6 | Bench or Stipulated Trial | 11/2/2018 | ROBBERY 1 [Life] | Male | African American | 6/25/1982 | 36 |
| 2018110184 | FY 2019 | Kitsap | | | | | |
| | | Prior offense | ROBBERY 2 | | | | |
| | | Prior offense | ASSAULT 2 (POST 7/1/88) | | | | |

** "Two-Strike" Sentences under the Persistent Offender Statue RCW 9.94A.030(37)(b)

| CAUSE | VERDICT | SENTENCING DATE | OFFENSE | SEX | RACE | DOB | AGE at SENTENCE |
|-----------------|---------------------------|-----------------|--|------|------------------|------------|-----------------|
| Spokane | | | | | | | |
| 15-1-02459-1 | Bench or Stipulated Trial | 7/12/2018 | MURDER 1 (POST 7/24/99) [Life] Firearm | Male | African American | 12/22/1989 | 28 |
| 2018070916 | FY 2019 | Spokane | | | | | |
| | | Prior offense | ROBBERY 1 [Conspiracy] | | | | |
| | | Prior offense | ROBBERY 1 | | | | |
| | | Prior offense | BURGLARY 1 | | | | |
| | | Prior offense | ASSAULT 2 (POST 7/1/88) | | | | |
| 14-1-00873-3 | Jury Trial | 7/12/2018 | MURDER 1 (POST 7/24/99) [Life] [Attempt] Firearm | Male | Native American | 11/21/1984 | 33 |
| 2018070925 | FY 2019 | Spokane | | | | | |
| | | Prior offense | ROBBERY 1 | | | | |
| | | Prior offense | ASSAULT 2 (POST 7/1/88) [Attempt] | | | | |
| 17-1-00553-4 | Jury Trial | 5/2/2019 | BURGLARY 1 [Life] | Male | White | 11/17/1975 | 43 |
| 2019050444 | FY 2019 | Spokane | | | | | |
| | | Prior offense | BURGLARY 1 | | | | |
| | | Prior offense | ASSAULT 2 (POST 7/1/88) | | | | |
| Thurston | | | | | | | |
| ** 16-1-01580-1 | Jury Trial | 8/1/2018 | RAPE OF A CHILD 1 >17 (POST 8/31/01) (.712) [Life] [Attempt] | Male | White | 1/14/1982 | 36 |
| 2018080001 | FY 2019 | Thurston | | | | | |
| | | Prior offense | RAPE OF A CHILD 2 >17 (POST 8/31/01) (.712) | | | | |

** "Two-Strike" Sentences under the Persistent Offender Statue RCW 9.94A.030(37)(b)

| CAUSE | VERDICT | SENTENCING DATE | OFFENSE | SEX | RACE | DOB | AGE at SENTENCE |
|----------------------------|---------------------------------|-----------------|--------------------------------|------|----------|-----------|-----------------|
| Yakima | | | | | | | |
| 14-1-01397-9 2018080083 | Jury Trial FY 2019 Yakima | 8/3/2018 | ASSAULT 1 (POST 7/1/90) [Life] | Male | Hispanic | 9/11/1966 | 51 |
| | | Prior offense | ROBBERY 1 | | | | |
| | | Prior offense | ASSAULT 2 (POST 7/1/88) | | | | |

** "Two-Strike" Sentences under the Persistent Offender Statue RCW 9.94A.030(37)(b)

EXCEPTIONAL SENTENCES

Under provisions of the Sentencing Reform Act (SRA), every adult felony offense has a presumed range of punishment determined by the seriousness of the offense, by the number and type of other current offenses and by the number and type of prior adult and juvenile offenses. The presumptive range for certain offenses may be increased for weapon usage, for dealing drugs in a school or other protected zone or for certain drug offenses committed in a correctional facility. The presumptive range is decreased by 25 percent if the current offense is an attempt, conspiracy or solicitation to commit a felony. Some alternative sentences are possible under the First-time Offender Waiver (FTOW) for first time offenders, excluding violent, sex or certain drug offenders. In addition, the Special Sex Offender Sentencing Alternative (SSOSA) allows suspended sentences for certain offenders, and the Drug Offender Sentencing Alternative (DOSA) allows for reduced confinement time for eligible offenders.

The SRA presumes that, in most cases, a sentencing judge will impose a sentence within the standard range for the offense. An exceptional sentence is a sentence outside the standard range. (Alternative sentences under FTOW, SSOSA or DOSA are not considered exceptional sentences.) An exceptional sentence is allowed if there are substantial and compelling reasons supported by the record. An aggravated sentence must be based on a factor listed in RCW 9.94A.535 and the defendant has right to a jury trial on the facts and circumstances underlying an aggravating factor. The judge is required to record these reasons in writing. Some exceptional sentences do not result in incarceration outside the standard range, but are used to provide sentence conditions not otherwise permitted (*e.g.*, lengthy community supervision). The prosecution or the defense may appeal exceptional sentences.

The following tables summarize the reasons recorded by sentencing judges when imposing exceptional sentences. Reasons are summarized separately for mitigated sentences, aggravated sentences and sentences within the standard range.

**Table 15. Mitigated Exceptional Sentence Reasons
Fiscal Year 2019**

| REASON | COUNT |
|--|--------------|
| Exceptional sentence is more appropriate/is in the interests of justice. | 576 |
| All parties agreed to mitigated sentence. | 494 |
| Part of Plea Agreement. | 137 |
| Capacity to appreciate the wrongfulness was significantly impaired. | 22 |
| Victim was an initiator, willing participant, aggressor, or provoker. | 20 |
| Defendant's age. | 14 |
| For defendant's rehabilitation or treatment. | 13 |
| To make frugal use of the state's resources. | 10 |
| Defendant is addressing psychological problem. | 10 |
| The multiple offense policy results in a clearly excessive presumptive sentence. | 7 |
| Crime committed under duress, coercion, threat, or compulsion. | 4 |
| The defendant's mental condition. | 2 |
| With no apparent predisposition, was induced by others to participate. | 2 |
| Defendant is remorseful. | 2 |
| Confession before apprehension. | 1 |
| Before detection, the defendant compensated victim, or made effort. | 1 |
| Defendant is making an effort to change criminal behavior or demonstrates a desire to do so. | 1 |
| Other mitigating factor. | 1 |
| No prior convictions or they are remote in time. | 1 |
| Total Mitigated Reasons: | 1318 |
| Total Mitigated Sentences: | 1279 |
| Total Reasons Per Case: | 1.03 |

**Table 16. Aggravated Exceptional Sentence Reasons
Fiscal Year 2019**

| REASON | COUNT |
|--|--------------|
| Defendant agreed to prison, greater sentence, or treatment. | 399 |
| Criminal history score greater than 9 points. | 11 |
| A domestic violence offense that occurred in sight or sound of victims children under age 18. | 10 |
| Victim was particularly vulnerable. | 9 |
| Defendant was in a position of trust (not an economic or drug offense). | 7 |
| A domestic violence offense that was a part of an ongoing pattern of psychological, physical, or sex abuse of victim multiple incidents over a prolonged period of time. | 7 |
| The multiple offense policy results in a clearly lenient presumptive sent. | 6 |
| Deliberate cruelty to the victim. | 5 |
| The sentence was the result of a plea agreement in exchange for a reduced charge. | 4 |
| Major economic offense - used position of trust, confidence, responsibility. | 4 |
| Defendant showed no remorse. | 4 |
| Drug offense - quantity substantially larger than personal use (dealing). | 4 |
| Major economic offense involving multiple victims or multiple incidents. | 3 |
| Major economic offense substantially greater than typical for the offense. | 3 |
| Rapid recidivism. | 3 |
| The victim's injuries substantially exceed the level of bodily harm necessary to satisfy the elements of the offense. | 3 |
| Part of an ongoing pattern of sexual abuse of the same victim under 18. | 2 |
| Seriousness of the offense/more egregious than the typical circumstances of the crime. | 2 |
| Drug offense involved at least three separate transactions (dealing). | 2 |
| Major economic offense - high sophistication, planning, long time period. | 2 |
| Domestic Violence against a family member of household member. | 2 |
| The offense was a violent offense and the defendant knew the victim was pregnant. | 2 |
| Drug offense - used position or status to facilitate offense. | 1 |
| Factors in criminal record. | 1 |
| Drug offense - high sophistication, planning, long time period, broad area. | 1 |
| Additional incidents which, if charged, would result in higher range. | 1 |
| A domestic violence offense in which the offender's conduct was deliberately cruel, or intimidated the victim. | 1 |
| Drug offense - offender occupied a high position in distribution hierarchy. | 1 |
| Drug offense - manufacture of controlled substances for use by others. | 1 |
| Crime injured/harmed a person other than the victim. | 1 |
| A law enforcement officer was either the victim or injured as a result of the offense. | 1 |
| Total Reasons: | 503 |
| Total Aggravated Sentences: | 462 |
| Total Reasons Per Case: | 1.09 |

**Table 17. Within Standard Range Exceptional Sentence Reasons
Fiscal Year 2019**

| REASON | COUNT |
|---|--------------|
| Exceptional Sentence is within the presumptive range. | 17 |
| Total Aggravated Reasons: | 17 |
| Total Sentences: | 17 |
| Total Reasons Per Case: | 1.00 |

SEX OFFENDER SENTENCING UNDER RCW 9.94A.507

The 2001 Legislature enacted 3ESSB 6151 – The Management of Sex Offenders in the Civil Commitment and Criminal Justice Systems. The new system is often called “determinate plus.” Essentially, any offender who is not a persistent offender, who is sentenced for any one of the offenses enumerated in RCW 9.94A.507 (1)(a)(i) or (ii), or an attempt to commit any of those offenses, or is convicted of any sex offense, except failure to register, and has a prior conviction for a “two-strike” offense under RCW 9.94A.031(36)(b), is to receive an indeterminate sentence. The only exception is for offenders seventeen years old or younger at the time of the offense who are sentenced for Rape of a Child in the First Degree, Rape of a Child in the Second Degree or Child Molestation in the First Degree.

The minimum term of the sentence is to be set in the standard range according to the seriousness level of the offense and the offender score. The minimum term may also constitute an exceptional sentence as provided by RCW 9.94A.535. The maximum term is the statutory maximum sentence for the offense. Offenders sentenced to an indeterminate sentence are eligible for earned release pursuant to RCW 9.94A.728, have the opportunity for sex offender treatment while incarcerated and may be eligible for the Special Sex Offender Sentencing Alternative (SSOSA) as provided in RCW 9.94A.670.

Offenders sentenced under the “determinate plus” scheme fall under the purview of the Indeterminate Sentence Review Board (ISRB) through the maximum term of the sentence. The ISRB periodically reviews “determinate plus” offenders who have served their minimum term and decides whether to release the offender. “Determinate plus” offenders may remain in custody up to their statutory maximum, depending on the decisions of the ISRB. Those released from prison will be supervised by the Department of Corrections and will remain on community custody through the maximum term of the sentence.

**Table 18. "Determinate Plus" Sex Offense Sentences by County
Fiscal Year 2019**

| COUNTY | FELONY CLASS OF QUALIFYING OFFENSE | | | TOTAL DETERMINATE PLUS SENTENCES |
|--------------|------------------------------------|-----------|----------|----------------------------------|
| | CLASS A | CLASS B | CLASS C | |
| Adams | 0 | 0 | 0 | 0 |
| Asotin | 1 | 0 | 0 | 1 |
| Benton | 14 | 0 | 0 | 14 |
| Chelan | 3 | 0 | 0 | 3 |
| Clallam | 2 | 0 | 0 | 2 |
| Clark | 23 | 0 | 0 | 23 |
| Columbia | 0 | 0 | 0 | 0 |
| Cowlitz | 7 | 0 | 0 | 7 |
| Douglas | 3 | 0 | 0 | 3 |
| Ferry | 1 | 0 | 0 | 1 |
| Franklin | 4 | 1 | 1 | 6 |
| Garfield | 0 | 0 | 0 | 0 |
| Grant | 4 | 0 | 0 | 4 |
| Grays Harbor | 7 | 1 | 0 | 8 |
| Island | 4 | 0 | 0 | 4 |
| Jefferson | 4 | 0 | 0 | 4 |
| King | 35 | 2 | 1 | 38 |
| Kitsap | 14 | 0 | 0 | 14 |
| Kittitas | 12 | 0 | 0 | 12 |
| Klickitat | 1 | 0 | 0 | 1 |
| Lewis | 10 | 0 | 0 | 10 |
| Lincoln | 1 | 0 | 0 | 1 |
| Mason | 3 | 0 | 0 | 3 |
| Okanogan | 4 | 0 | 0 | 4 |
| Pacific | 0 | 0 | 0 | 0 |
| Pend Oreille | 0 | 0 | 0 | 0 |
| Pierce | 34 | 1 | 0 | 35 |
| San Juan | 1 | 0 | 0 | 1 |
| Skagit | 3 | 0 | 0 | 3 |
| Skamania | 0 | 0 | 0 | 0 |
| Snohomish | 25 | 2 | 0 | 27 |
| Spokane | 21 | 3 | 0 | 24 |
| Stevens | 5 | 0 | 0 | 5 |
| Thurston | 13 | 0 | 0 | 13 |
| Wahkiakum | 0 | 0 | 0 | 0 |
| Walla Walla | 1 | 0 | 0 | 1 |
| Whatcom | 7 | 0 | 0 | 7 |
| Whitman | 1 | 0 | 0 | 1 |
| Yakima | 9 | 0 | 0 | 9 |
| TOTAL | 277 | 10 | 2 | 289 |

**Table 19. Sentences with Domestic Violence by County
Fiscal Year 2019**

| COUNTY | SENTENCE WITH DOMESTIC VIOLENCE | TOTAL SENTENCES | RATIO |
|--------------|---------------------------------|-----------------|-------------|
| Adams | 1 | 55 | 1.8% |
| Asotin | 13 | 133 | 9.8% |
| Benton | 77 | 808 | 9.5% |
| Chelan | 36 | 465 | 7.7% |
| Clallam | 19 | 254 | 7.5% |
| Clark | 142 | 1,550 | 9.2% |
| Columbia | 1 | 19 | 5.3% |
| Cowlitz | 54 | 1,259 | 4.3% |
| Douglas | 14 | 151 | 9.3% |
| Ferry | 3 | 22 | 13.6% |
| Franklin | 34 | 365 | 9.3% |
| Garfield | 2 | 14 | 14.3% |
| Grant | 16 | 374 | 4.3% |
| Grays Harbor | 43 | 446 | 9.6% |
| Island | 15 | 135 | 11.1% |
| Jefferson | 5 | 83 | 6.0% |
| King | 340 | 2,914 | 11.7% |
| Kitsap | 108 | 1,183 | 9.1% |
| Kittitas | 25 | 196 | 12.8% |
| Klickitat | 2 | 92 | 2.2% |
| Lewis | 57 | 708 | 8.1% |
| Lincoln | 3 | 48 | 6.3% |
| Mason | 29 | 176 | 16.5% |
| Okanogan | 9 | 189 | 4.8% |
| Pacific | 17 | 169 | 10.1% |
| Pend Oreille | 7 | 59 | 11.9% |
| Pierce | 299 | 3,127 | 9.6% |
| San Juan | 6 | 20 | 30.0% |
| Skagit | 49 | 662 | 7.4% |
| Skamania | 5 | 49 | 10.2% |
| Snohomish | 155 | 2,048 | 7.6% |
| Spokane | 293 | 2,760 | 10.6% |
| Stevens | 8 | 254 | 3.1% |
| Thurston | 154 | 1,170 | 13.2% |
| Wahkiakum | 1 | 7 | 14.3% |
| Walla Walla | 8 | 174 | 4.6% |
| Whatcom | 66 | 753 | 8.8% |
| Whitman | 6 | 131 | 4.6% |
| Yakima | 213 | 1,235 | 17.2% |
| TOTAL | 2,335 | 24,257 | 9.6% |

**Table 20. Age of Offenders by County
Fiscal Year 2019**

| COUNTY | Age: 18-24 | | Age: 25-34 | | Age: 35-59 | | Age: 60-79 | | Age: 80+ | | Teen | Total | |
|--------------------|--------------|------------|--------------|------------|--------------|------------|------------|-----------|----------|-----------|------------|-----------|-------------------|
| Adams | 14 | 25% | 23 | 42% | 17 | 31% | 1 | 2% | 0 | 0% | 0 | 0% | 55 |
| Asotin | 32 | 24% | 55 | 42% | 43 | 33% | 2 | 2% | 0 | 0% | 0 | 0% | 132 |
| Benton | 177 | 22% | 334 | 41% | 278 | 34% | 10 | 1% | 0 | 0% | 9 | 1% | 808 |
| Chelan | 110 | 24% | 191 | 41% | 156 | 34% | 8 | 2% | 0 | 0% | 0 | 0% | 465 |
| Clallam | 46 | 18% | 104 | 41% | 96 | 38% | 8 | 3% | 0 | 0% | 0 | 0% | 254 |
| Clark | 298 | 19% | 635 | 41% | 586 | 38% | 28 | 2% | 0 | 0% | 3 | 0% | 1,550 |
| Columbia | 9 | 47% | 4 | 21% | 6 | 32% | 0 | 0% | 0 | 0% | 0 | 0% | 19 |
| Cowlitz | 195 | 15% | 496 | 39% | 533 | 42% | 32 | 3% | 0 | 0% | 3 | 0% | 1,259 |
| Douglas | 40 | 26% | 67 | 44% | 41 | 27% | 3 | 2% | 0 | 0% | 0 | 0% | 151 |
| Ferry | 2 | 9% | 13 | 59% | 6 | 27% | 1 | 5% | 0 | 0% | 0 | 0% | 22 |
| Franklin | 89 | 24% | 151 | 41% | 112 | 31% | 8 | 2% | 0 | 0% | 5 | 1% | 365 |
| Garfield | 0 | 0% | 7 | 50% | 7 | 50% | 0 | 0% | 0 | 0% | 0 | 0% | 14 |
| Grant | 106 | 28% | 152 | 41% | 107 | 29% | 6 | 2% | 0 | 0% | 3 | 1% | 374 |
| Grays Harbor | 61 | 14% | 186 | 42% | 181 | 41% | 15 | 3% | 0 | 0% | 2 | 0% | 445 |
| Island | 21 | 16% | 53 | 39% | 56 | 41% | 5 | 4% | 0 | 0% | 0 | 0% | 135 |
| Jefferson | 10 | 12% | 28 | 34% | 42 | 51% | 3 | 4% | 0 | 0% | 0 | 0% | 83 |
| King | 589 | 20% | 1,183 | 41% | 1,059 | 36% | 57 | 2% | 0 | 0% | 22 | 1% | 2,910 |
| Kitsap | 248 | 21% | 498 | 42% | 413 | 35% | 22 | 2% | 0 | 0% | 2 | 0% | 1,183 |
| Kittitas | 43 | 22% | 82 | 42% | 70 | 36% | 1 | 1% | 0 | 0% | 0 | 0% | 196 |
| Klickitat | 21 | 23% | 34 | 37% | 30 | 33% | 7 | 8% | 0 | 0% | 0 | 0% | 92 |
| Lewis | 126 | 18% | 272 | 38% | 278 | 39% | 23 | 3% | 0 | 0% | 9 | 1% | 708 |
| Lincoln | 4 | 8% | 15 | 31% | 29 | 60% | 0 | 0% | 0 | 0% | 0 | 0% | 48 |
| Mason | 36 | 20% | 80 | 45% | 56 | 32% | 4 | 2% | 0 | 0% | 0 | 0% | 176 |
| Okanogan | 57 | 30% | 79 | 42% | 52 | 28% | 1 | 1% | 0 | 0% | 0 | 0% | 189 |
| Pacific | 28 | 17% | 63 | 37% | 75 | 44% | 2 | 1% | 0 | 0% | 1 | 1% | 169 |
| Pend Oreille | 9 | 15% | 14 | 24% | 33 | 56% | 2 | 3% | 0 | 0% | 1 | 2% | 59 |
| Pierce | 585 | 19% | 1,305 | 42% | 1,164 | 37% | 48 | 2% | 1 | 0% | 24 | 1% | 3,127 |
| San Juan | 5 | 25% | 7 | 35% | 8 | 40% | 0 | 0% | 0 | 0% | 0 | 0% | 20 |
| Skagit | 130 | 20% | 257 | 39% | 257 | 39% | 13 | 2% | 0 | 0% | 5 | 1% | 662 |
| Skamania | 10 | 20% | 17 | 35% | 21 | 43% | 1 | 2% | 0 | 0% | 0 | 0% | 49 |
| Snohomish | 433 | 21% | 863 | 42% | 710 | 35% | 22 | 1% | 0 | 0% | 20 | 1% | 2,048 |
| Spokane | 513 | 19% | 1,068 | 39% | 1,129 | 41% | 44 | 2% | 0 | 0% | 6 | 0% | 2,760 |
| Stevens | 33 | 13% | 98 | 39% | 113 | 44% | 9 | 4% | 0 | 0% | 1 | 0% | 254 |
| Thurston | 191 | 16% | 487 | 42% | 477 | 41% | 13 | 1% | 1 | 0% | 1 | 0% | 1,170 |
| Wahkiakum | 1 | 14% | 0 | 0% | 6 | 86% | 0 | 0% | 0 | 0% | 0 | 0% | 7 |
| Walla Walla | 38 | 22% | 61 | 35% | 68 | 39% | 6 | 3% | 0 | 0% | 0 | 0% | 173 |
| Whatcom | 157 | 21% | 325 | 43% | 258 | 34% | 10 | 1% | 0 | 0% | 3 | 0% | 753 |
| Whitman | 42 | 32% | 51 | 39% | 35 | 27% | 2 | 2% | 0 | 0% | 1 | 1% | 131 |
| Yakima | 294 | 24% | 511 | 41% | 406 | 33% | 16 | 1% | 0 | 0% | 8 | 1% | 1,235 |
| STATE TOTAL | 4,803 | 20% | 9,869 | 41% | 9,014 | 37% | 433 | 2% | 2 | 0% | 129 | 1% | 24,250 (*) |

(*) Excluding sentences missing DOB

**Table 21. Sentences with Prior Juvenile Conviction by County
Fiscal Year 2019**

| ADULT SENTENCES W/ PRIOR JUVENILE CONVICTION | | | | | |
|--|--------------|--------------|------------|-----------------|--------------|
| COUNTY | JAIL | PRISON | OTHERS | TOTAL SENTENCES | RATIO |
| Adams | 6 | 1 | 2 | 55 | 16.4% |
| Asotin | 8 | 5 | 2 | 133 | 11.3% |
| Benton | 105 | 101 | 12 | 808 | 27.0% |
| Chelan | 56 | 25 | 14 | 465 | 20.4% |
| Clallam | 30 | 21 | 5 | 254 | 22.0% |
| Clark | 162 | 161 | 6 | 1,550 | 21.2% |
| Columbia | 1 | 1 | 1 | 19 | 15.8% |
| Cowlitz | 102 | 99 | 32 | 1,259 | 18.5% |
| Douglas | 22 | 16 | 1 | 151 | 25.8% |
| Ferry | 1 | 1 | 0 | 22 | 9.1% |
| Franklin | 41 | 56 | 12 | 365 | 29.9% |
| Garfield | 1 | 1 | 0 | 14 | 14.3% |
| Grant | 46 | 31 | 7 | 374 | 22.5% |
| Grays Harbor | 50 | 34 | 2 | 446 | 19.3% |
| Island | 10 | 10 | 0 | 135 | 14.8% |
| Jefferson | 7 | 5 | 3 | 83 | 18.1% |
| King | 192 | 289 | 58 | 2,914 | 18.5% |
| Kitsap | 99 | 103 | 13 | 1,183 | 18.2% |
| Kittitas | 12 | 16 | 0 | 196 | 14.3% |
| Klickitat | 8 | 9 | 0 | 92 | 18.5% |
| Lewis | 52 | 66 | 20 | 708 | 19.5% |
| Lincoln | 1 | 2 | 0 | 48 | 6.3% |
| Mason | 10 | 18 | 2 | 176 | 17.0% |
| Okanogan | 33 | 20 | 3 | 189 | 29.6% |
| Pacific | 18 | 6 | 1 | 169 | 14.8% |
| Pend Oreille | 1 | 2 | 0 | 59 | 5.1% |
| Pierce | 263 | 276 | 7 | 3,127 | 17.5% |
| San Juan | 1 | 2 | 0 | 20 | 15.0% |
| Skagit | 72 | 64 | 0 | 662 | 20.5% |
| Skamania | 3 | 2 | 0 | 49 | 10.2% |
| Snohomish | 148 | 201 | 20 | 2,048 | 18.0% |
| Spokane | 273 | 181 | 40 | 2,760 | 17.9% |
| Stevens | 18 | 15 | 1 | 254 | 13.4% |
| Thurston | 108 | 133 | 9 | 1,170 | 21.4% |
| Wahkiakum | 1 | 0 | 0 | 7 | 14.3% |
| Walla Walla | 20 | 14 | 6 | 174 | 23.0% |
| Whatcom | 91 | 70 | 12 | 753 | 23.0% |
| Whitman | 12 | 3 | 0 | 131 | 11.5% |
| Yakima | 141 | 129 | 21 | 1,235 | 23.6% |
| TOTAL | 2,225 | 2,189 | 312 | 24,257 | 19.5% |

**Table 22. Crimes Against Person by County (RCW 9.94A.411)
Fiscal Year 2019**

| COUNTY | OFFENSES AGAINST PERSON | TOTAL OFFENSES | RATIO |
|--------------|-------------------------|----------------|--------------|
| Adams | 8 | 72 | 11.1% |
| Asotin | 44 | 208 | 21.2% |
| Benton | 218 | 1,038 | 21.0% |
| Chelan | 121 | 686 | 17.6% |
| Clallam | 63 | 445 | 14.2% |
| Clark | 420 | 2,116 | 19.8% |
| Columbia | 4 | 26 | 15.4% |
| Cowlitz | 178 | 1,820 | 9.8% |
| Douglas | 36 | 214 | 16.8% |
| Ferry | 7 | 43 | 16.3% |
| Franklin | 116 | 449 | 25.8% |
| Garfield | 3 | 19 | 15.8% |
| Grant | 84 | 534 | 15.7% |
| Grays Harbor | 129 | 602 | 21.4% |
| Island | 49 | 206 | 23.8% |
| Jefferson | 30 | 132 | 22.7% |
| King | 1189 | 4,211 | 28.2% |
| Kitsap | 343 | 1,652 | 20.8% |
| Kittitas | 68 | 343 | 19.8% |
| Klickitat | 23 | 135 | 17.0% |
| Lewis | 175 | 1,020 | 17.2% |
| Lincoln | 12 | 81 | 14.8% |
| Mason | 60 | 247 | 24.3% |
| Okanogan | 51 | 307 | 16.6% |
| Pacific | 45 | 264 | 17.0% |
| Pend Oreille | 5 | 74 | 6.8% |
| Pierce | 1043 | 4,800 | 21.7% |
| San Juan | 14 | 37 | 37.8% |
| Skagit | 186 | 1,172 | 15.9% |
| Skamania | 19 | 69 | 27.5% |
| Snohomish | 620 | 2,776 | 22.3% |
| Spokane | 806 | 3,921 | 20.6% |
| Stevens | 42 | 384 | 10.9% |
| Thurston | 375 | 1,766 | 21.2% |
| Wahkiakum | 6 | 10 | 60.0% |
| Walla Walla | 32 | 247 | 13.0% |
| Whatcom | 181 | 999 | 18.1% |
| Whitman | 29 | 158 | 18.4% |
| Yakima | 419 | 1,592 | 26.3% |
| TOTAL | 7,253 | 34,875 | 20.8% |

**Table 23A. Sentences of Juvenile Declined to Adult Court
(RCW 13.04.030, RCW 13.40.110)
by Race**

Fiscal Year 2019

| Race | Exclusive Declined | Mandatory Declined | Discretionary Declined | Total |
|------------------|---------------------------|---------------------------|-------------------------------|--------------|
| White | 20 | 2 | 0 | 22 |
| Hispanic | 3 | 0 | 0 | 3 |
| Asian | 2 | 0 | 1 | 3 |
| African American | 7 | 1 | 2 | 10 |
| TOTAL | 32 | 3 | 3 | 38 |

**Table 23B. Sentences of Juvenile Declined to Adult Court
(RCW 13.04.030, RCW 13.40.110)
by County**

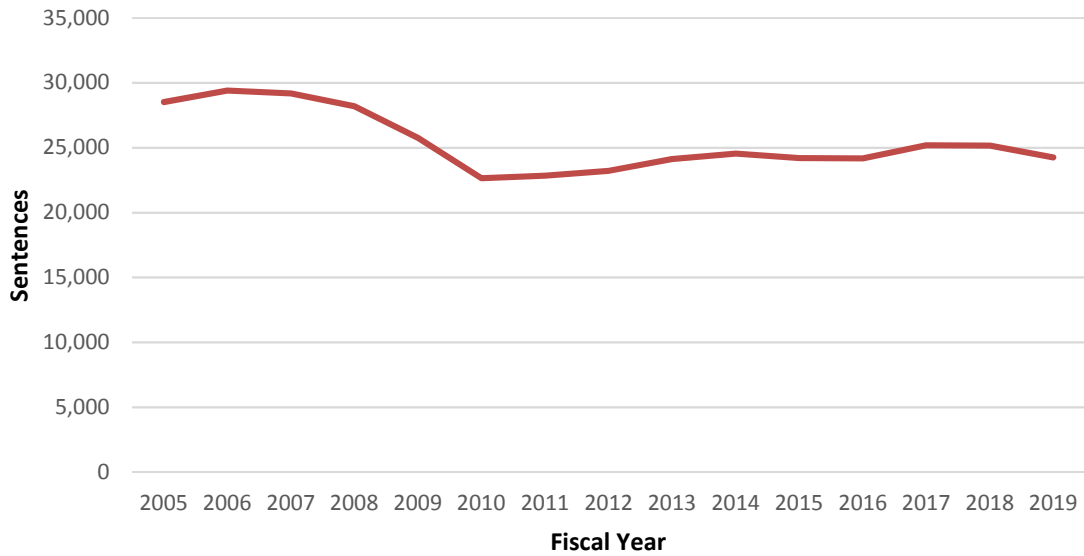
Fiscal Year 2019

| County | Exclusive Declined | Mandatory Declined | Discretionary Declined | Total |
|---------------|---------------------------|---------------------------|-------------------------------|--------------|
| Benton | 2 | 0 | 0 | 2 |
| Clark | 1 | 0 | 0 | 1 |
| Cowlitz | 2 | 0 | 0 | 2 |
| Franklin | 1 | 0 | 0 | 1 |
| Grant | 1 | 0 | 0 | 1 |
| Grays Harbor | 0 | 0 | 1 | 1 |
| King | 8 | 0 | 1 | 9 |
| Lewis | 2 | 1 | 1 | 4 |
| Pend Oreille | 1 | 0 | 0 | 1 |
| Pierce | 1 | 0 | 0 | 1 |
| Skagit | 4 | 0 | 0 | 4 |
| Snohomish | 7 | 1 | 0 | 8 |
| Spokane | 1 | 1 | 0 | 2 |
| Yakima | 1 | 0 | 0 | 1 |
| TOTAL | 32 | 3 | 3 | 38 |

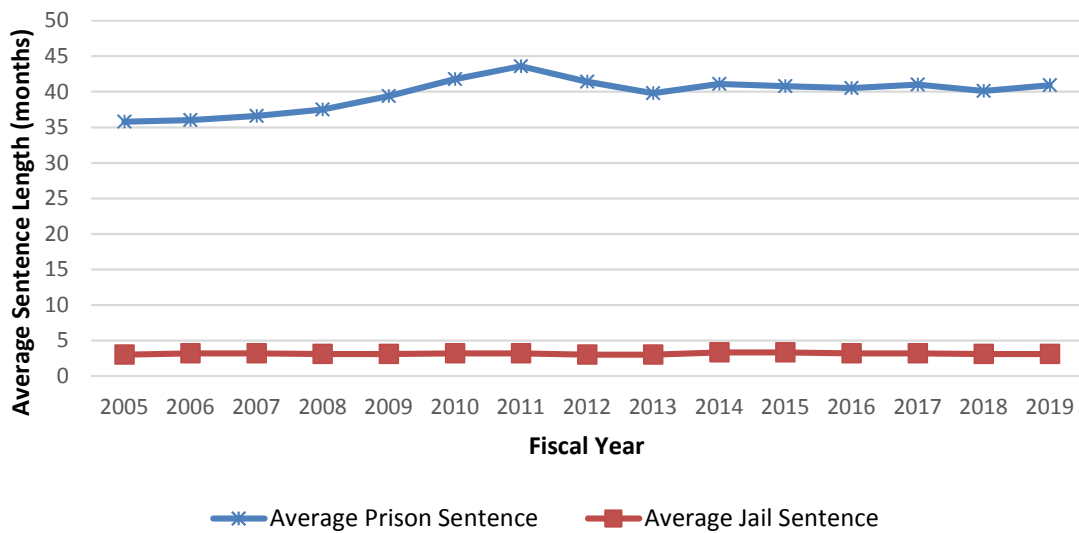
SENTENCING TRENDS FROM FY 2005 TO FY 2019

- Total Felony Judgement and Sentences
- Average Sentence Length
- Distribution of Crime Categories (FY2010-FY2019)
- Ratio of Prison Sentences to All Felony Sentences
- Percentage of Violent Sentences in Jail and in Prison
- Sentences by Crime Categories
- Sentences with First-Time Offender Waiver
- Persistent Offenders Sentences
- Violation of the Uniform Controlled Substance Act (VUCSA)
- Alternative Sentences
- Sentences with Exceptional Reasons
- Crimes Committed in Months - FY2019
- Crime Distributions in Each County - FY2019
- Race Distribution in Each Crime Categories - FY2019
- Percentages of Major Crimes in Each Race - FY2019
- Where-In-The-Range by County FY2019 (Murder 1, Murder 2, Manslaughter, Failure to Register as Sex Offenders, Property, Robbery, Sex, Drug, Other Felonies)

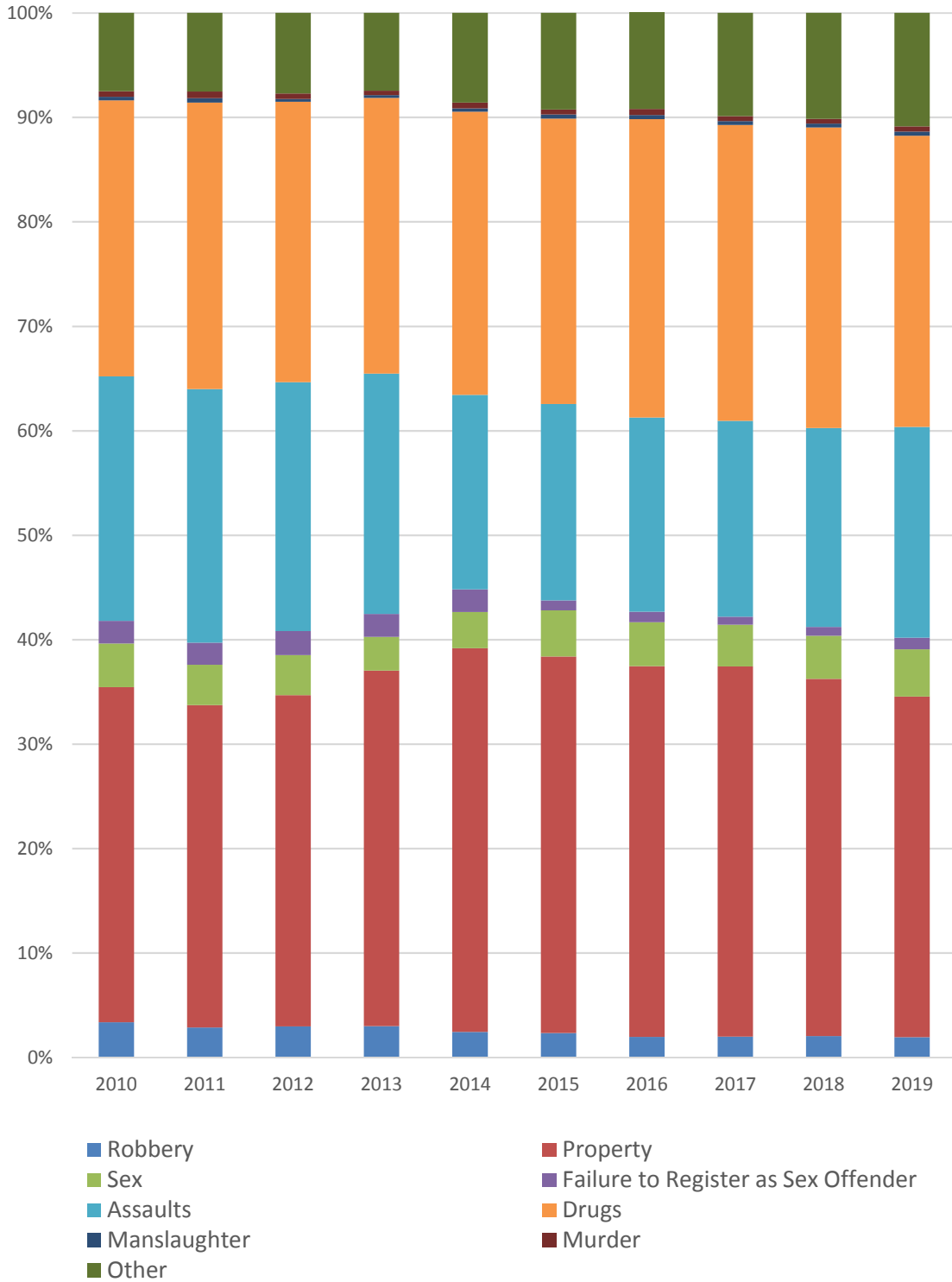
Total Felony Judgement and Sentences



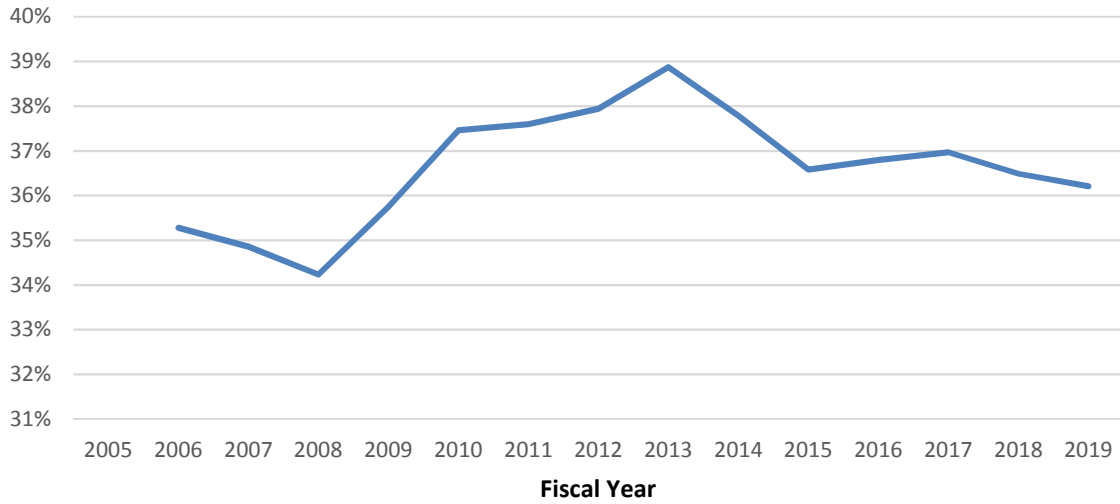
Average Sentence Length



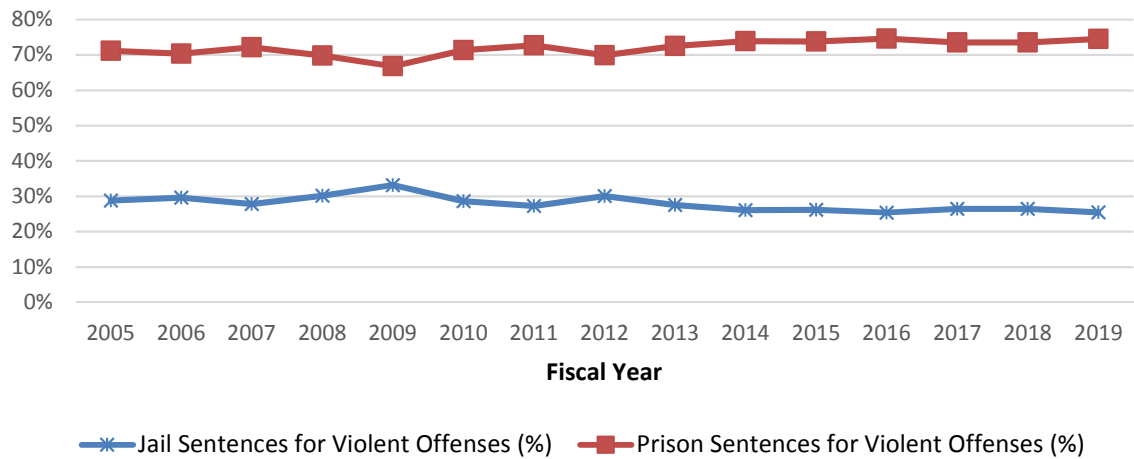
Distribution of Crime Categories (FY2010-FY2019)



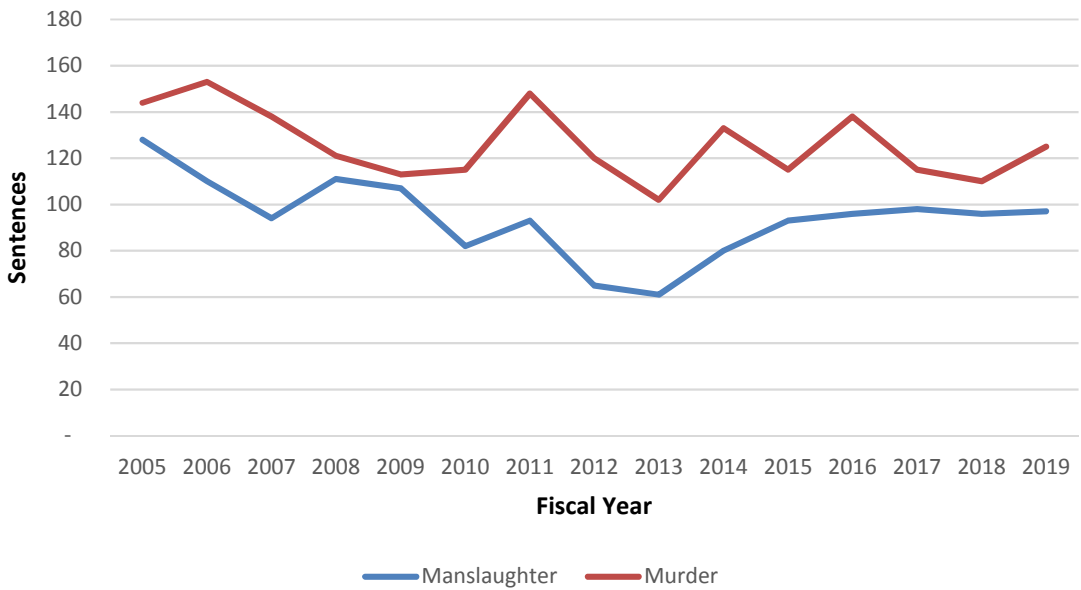
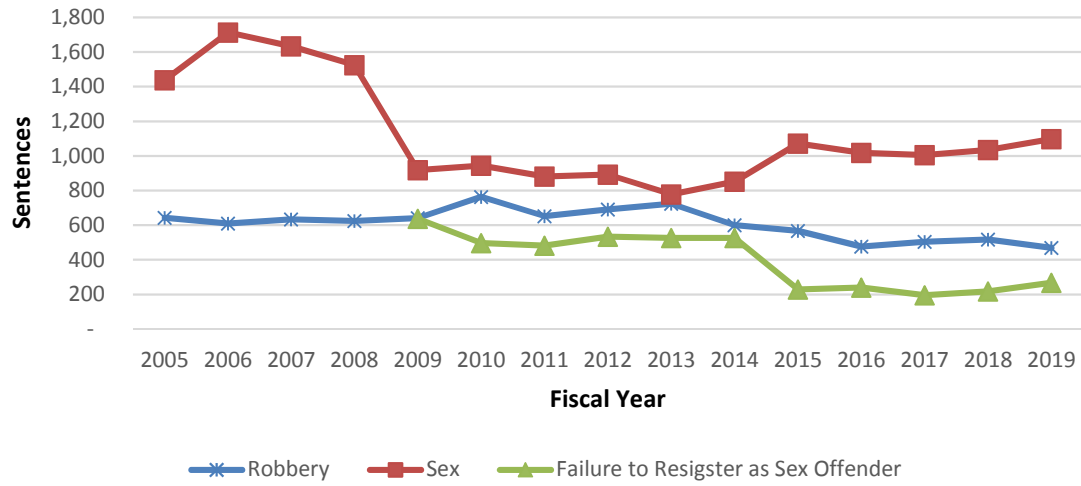
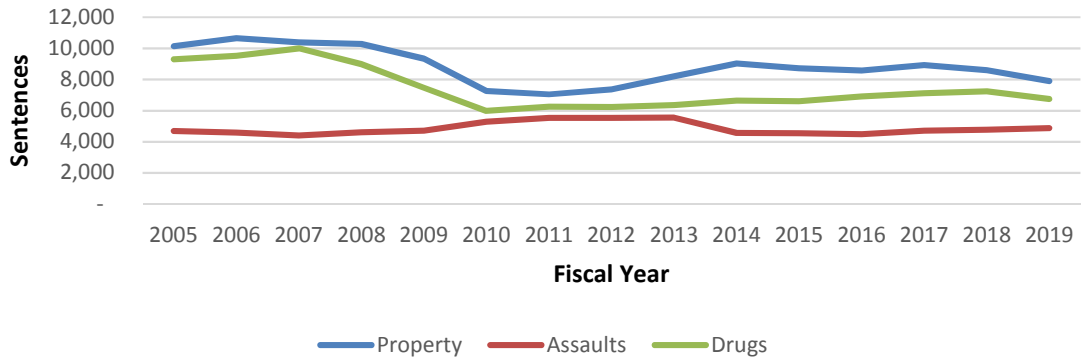
Ratio of Prison Sentences to All Felony Sentences



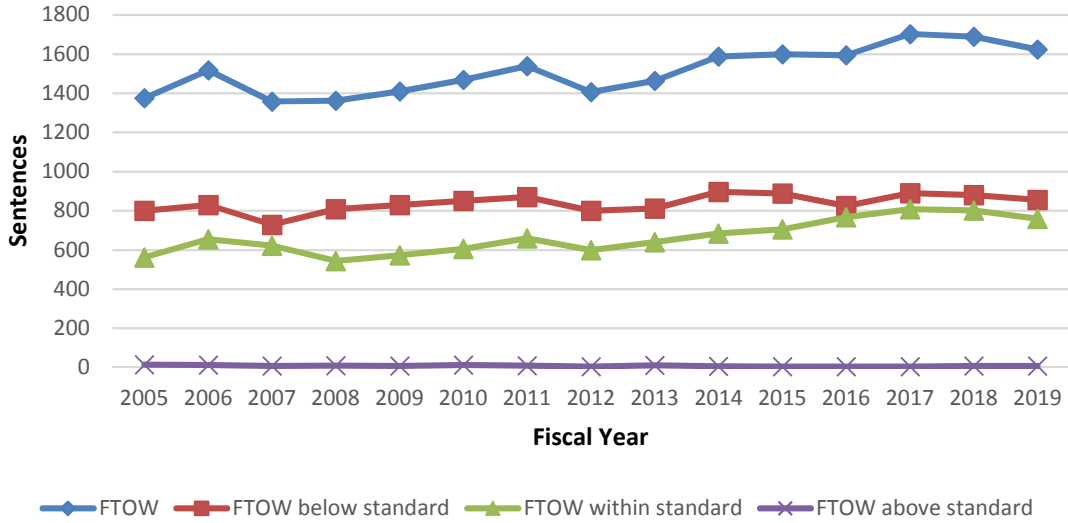
Percentage of Violent Sentences in Jail and in Prison



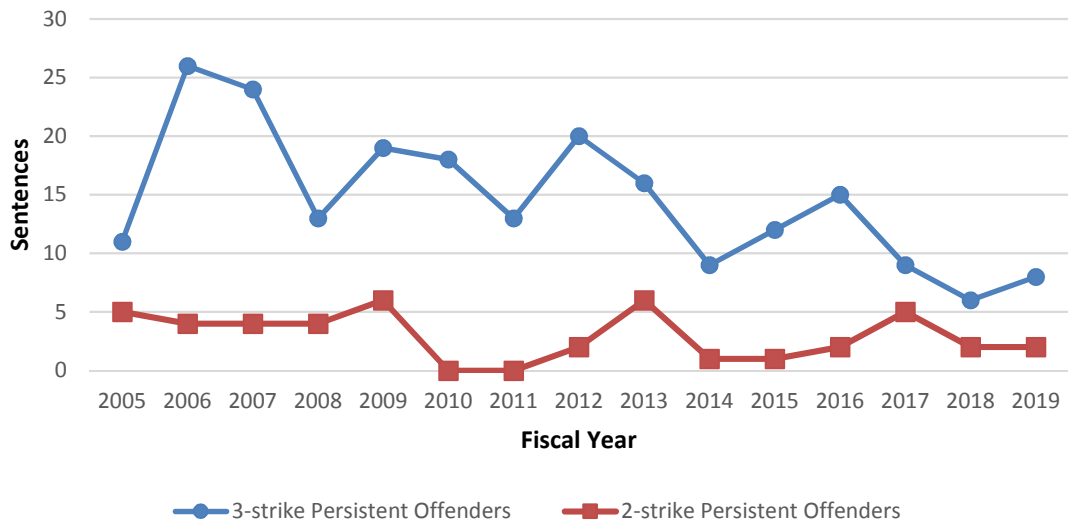
Sentences by Crime Categories



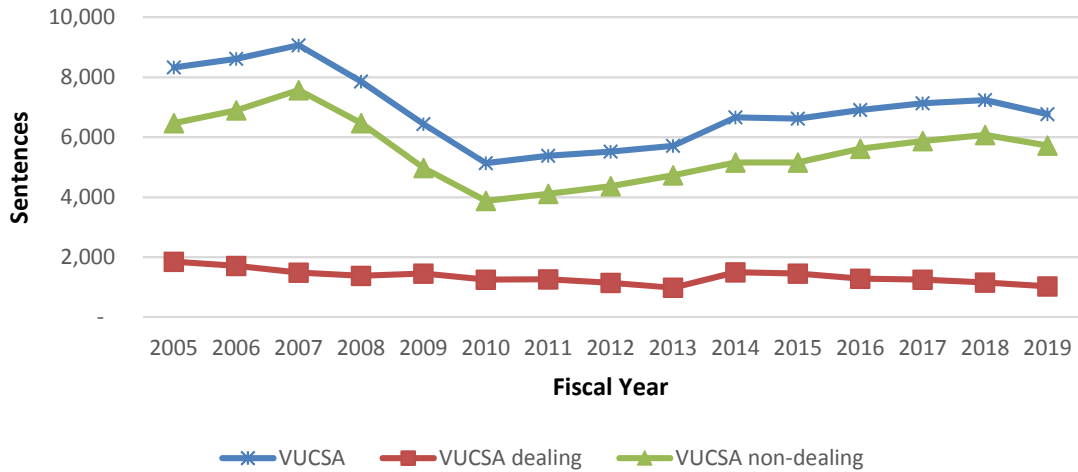
Sentences with First-Time Offender Waiver



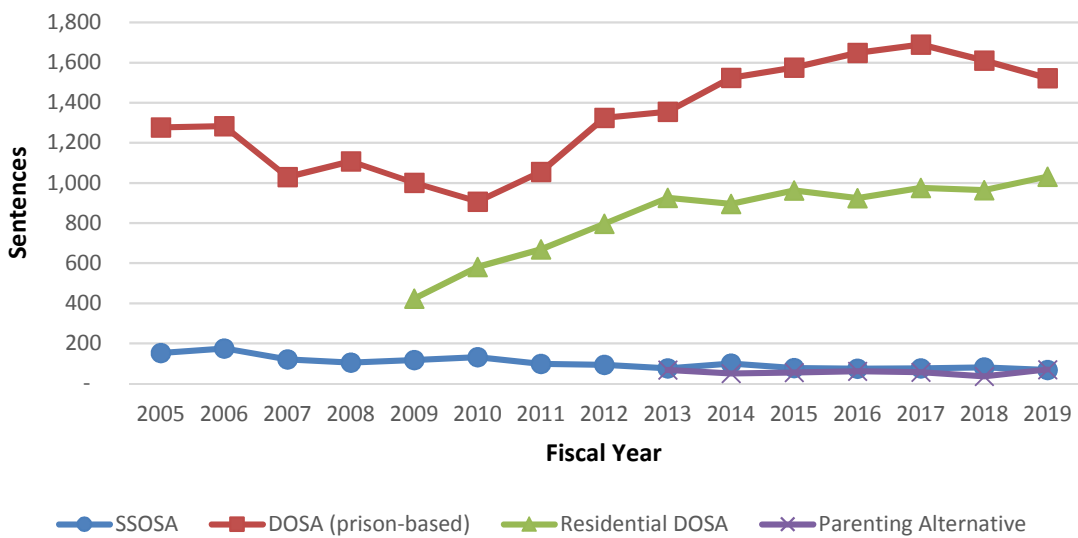
Persistent Offenders' Sentences



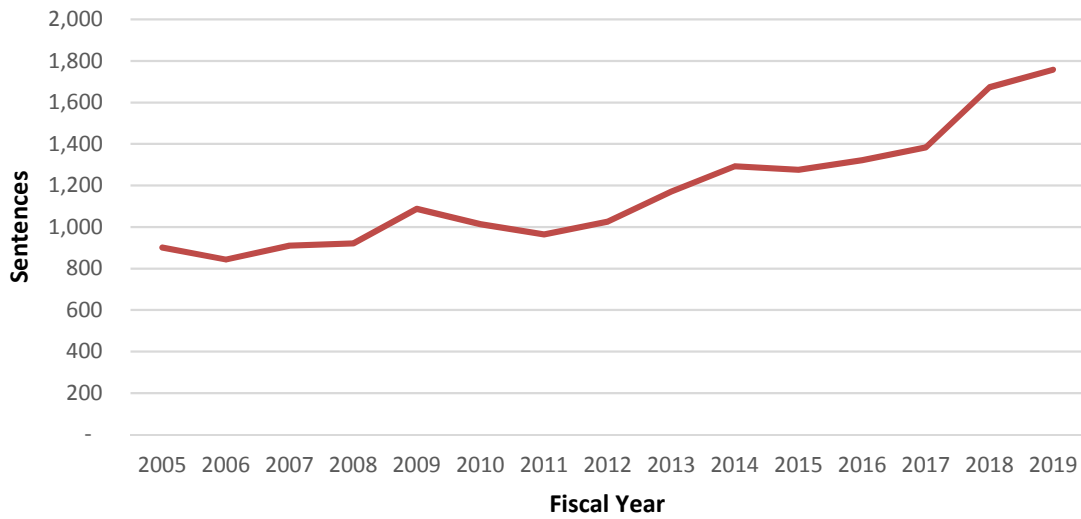
Violation of the Uniform Controlled Substance Act



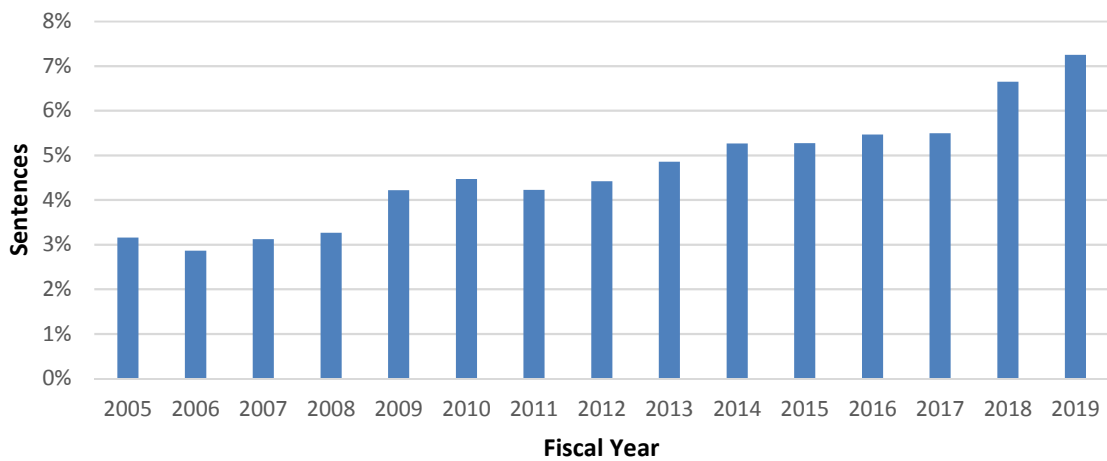
Alternative Sentences



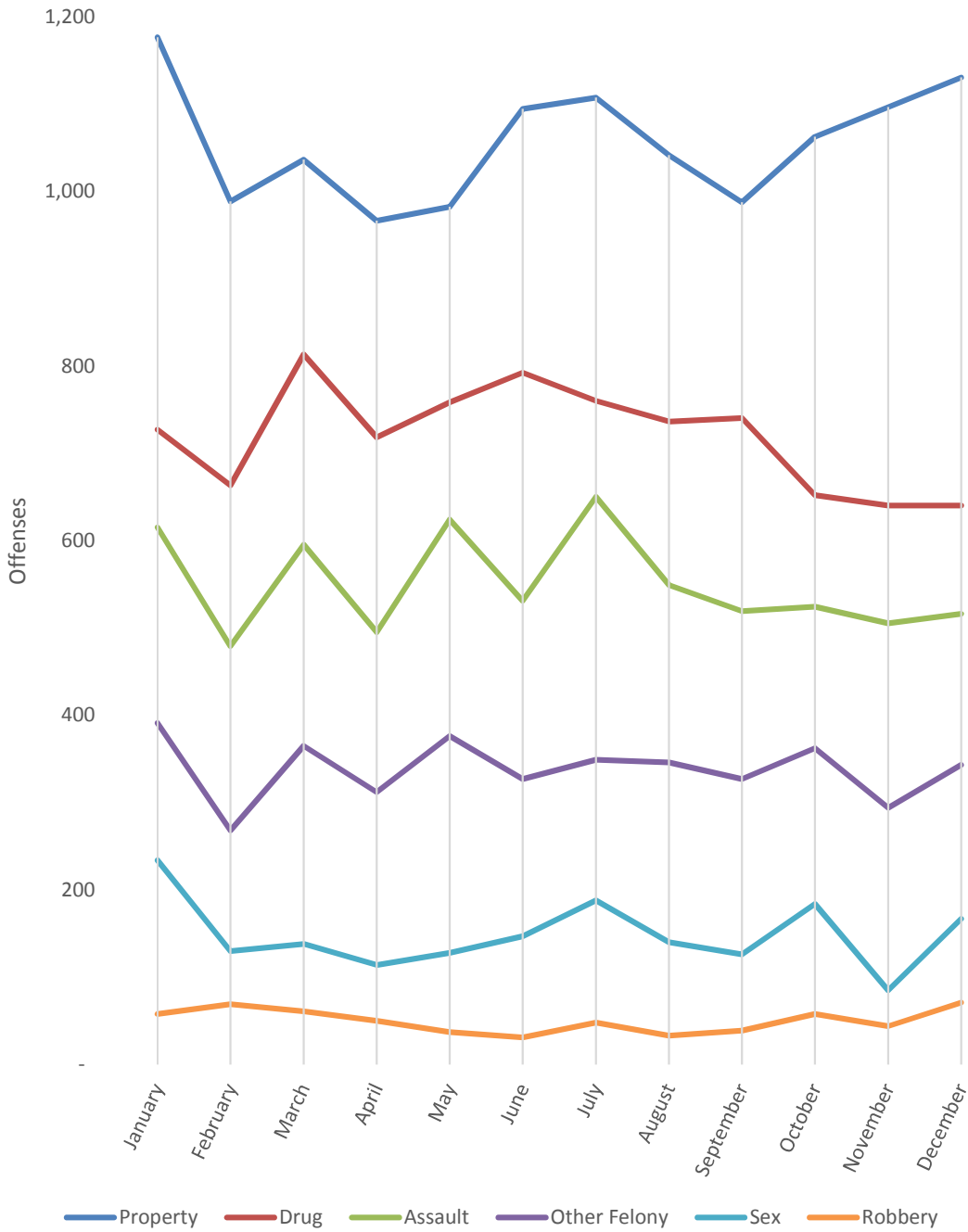
Sentences with Exceptional Reasons



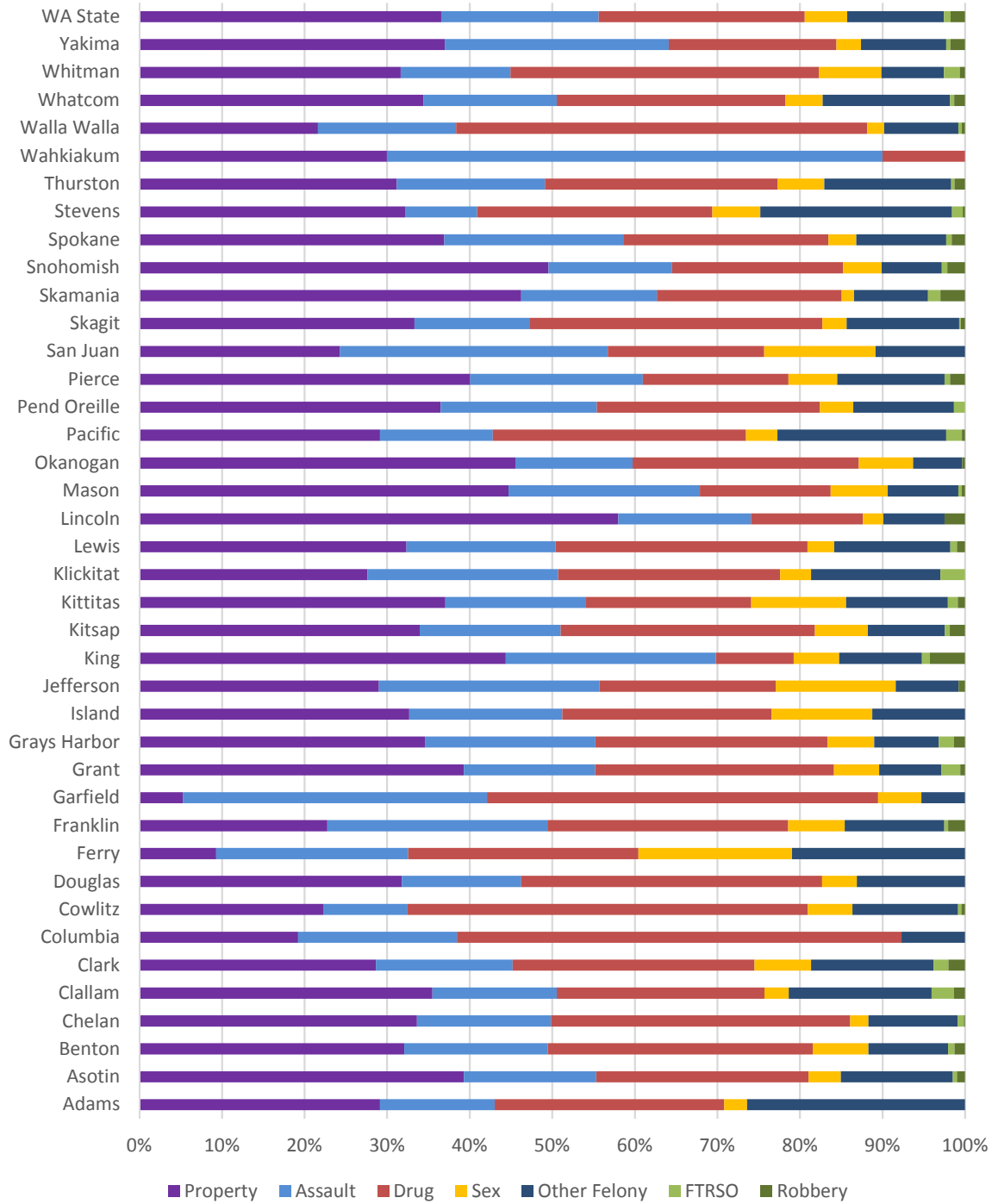
Ratio of Sentences with Exceptional Reasons to All Sentences



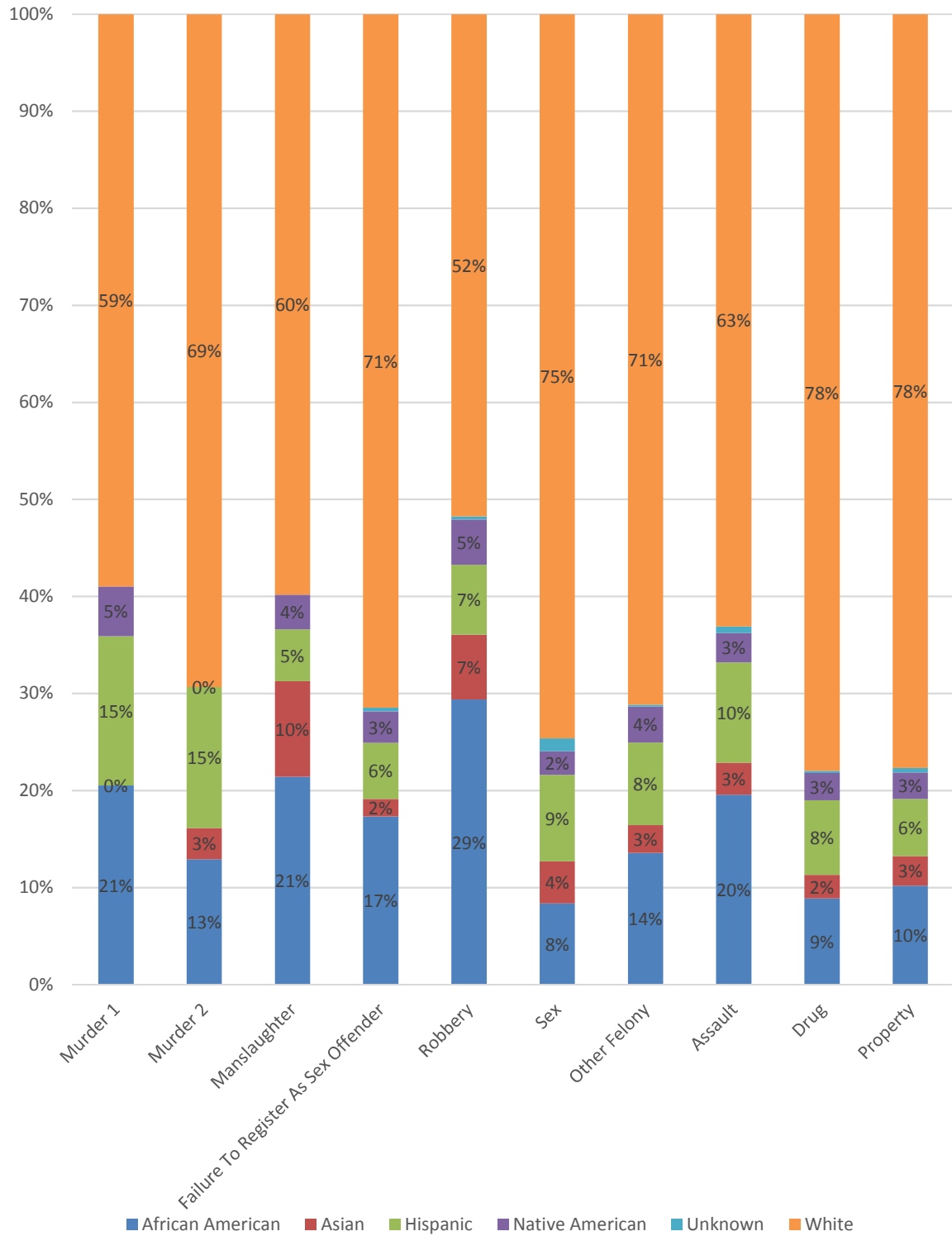
Crimes Committed in Months FY2019



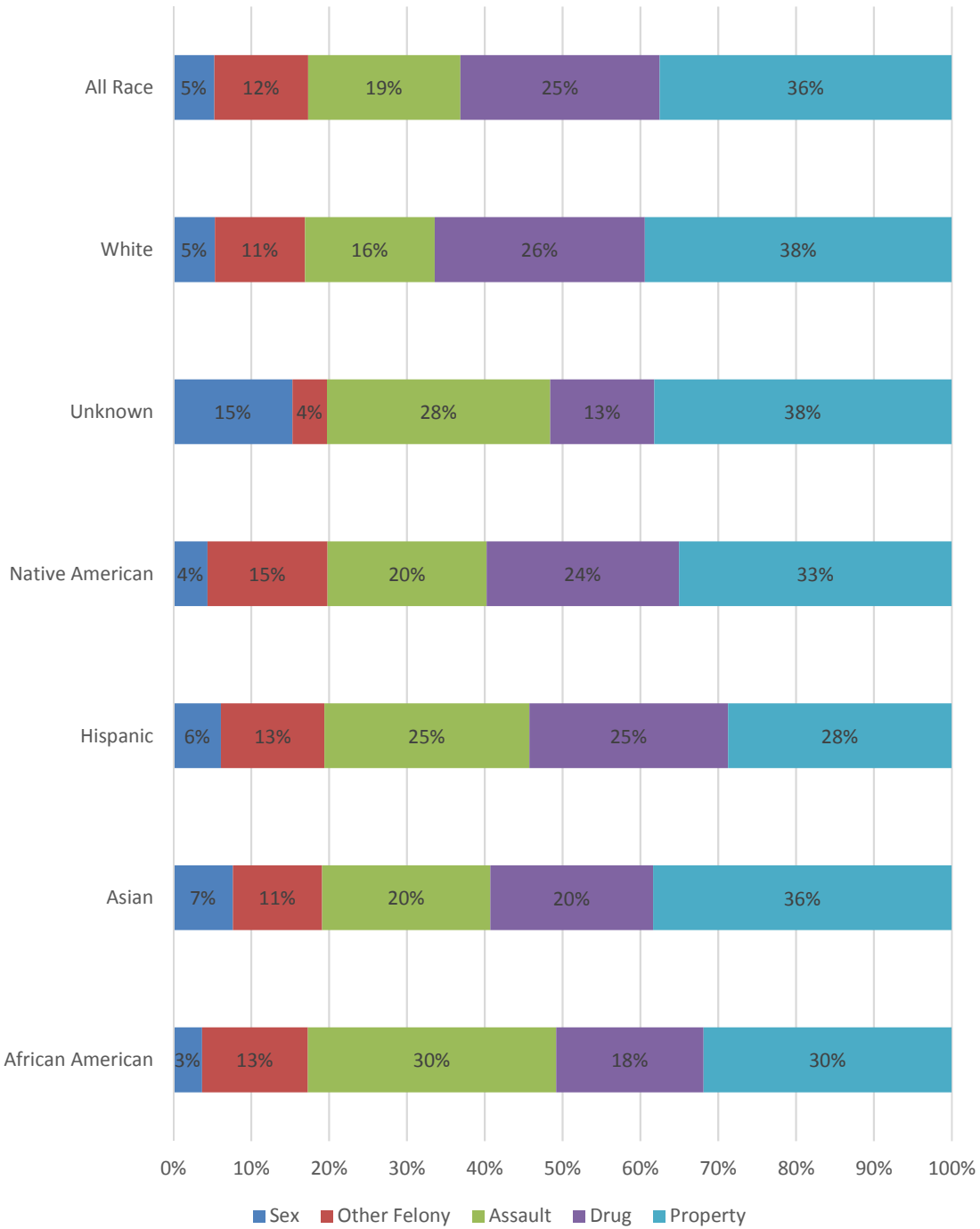
Crime Distributions in Each County FY2019



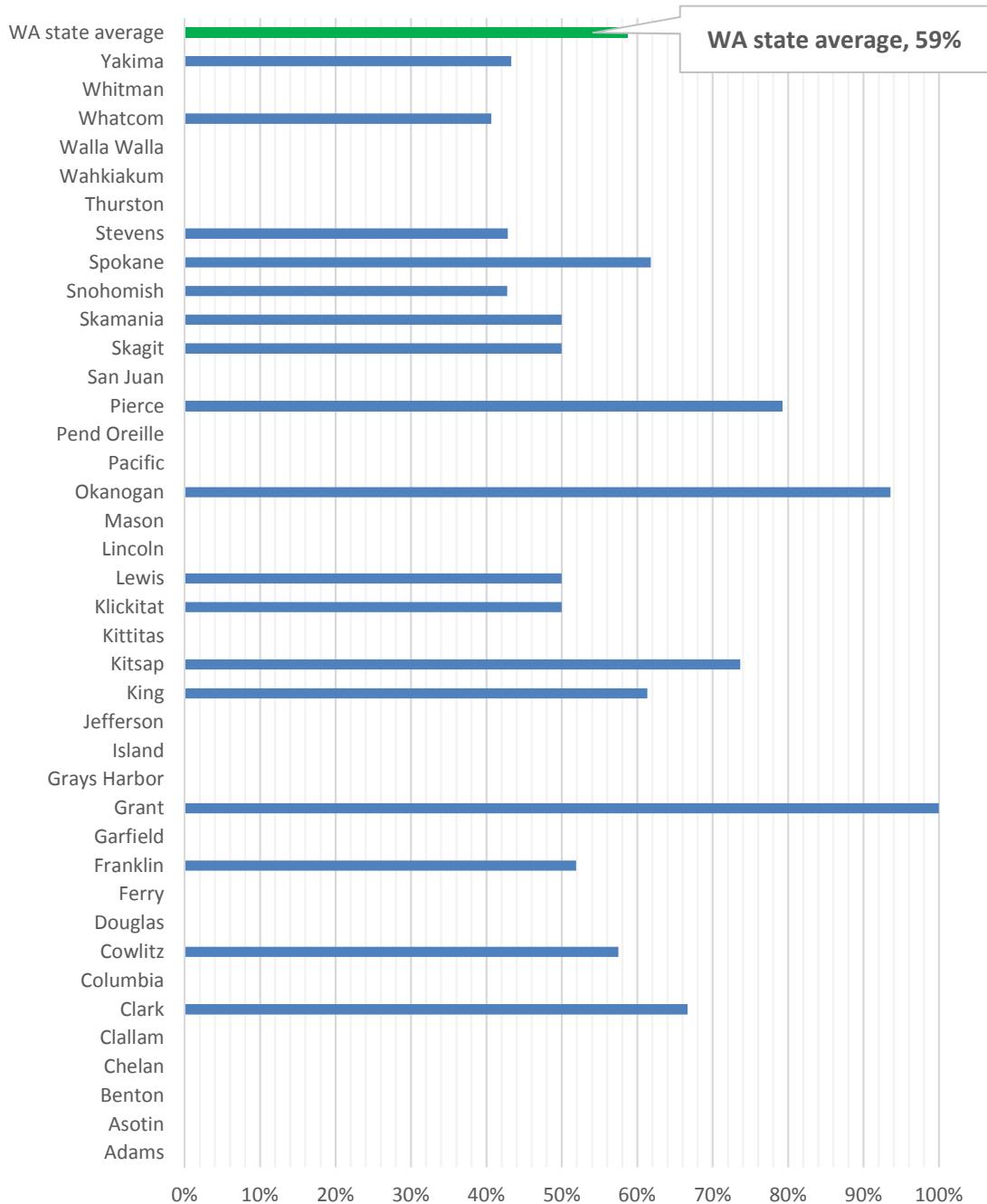
Race Distribution in Each Crime Categories FY2019



Percentages of Major Crimes in Each Race FY2019

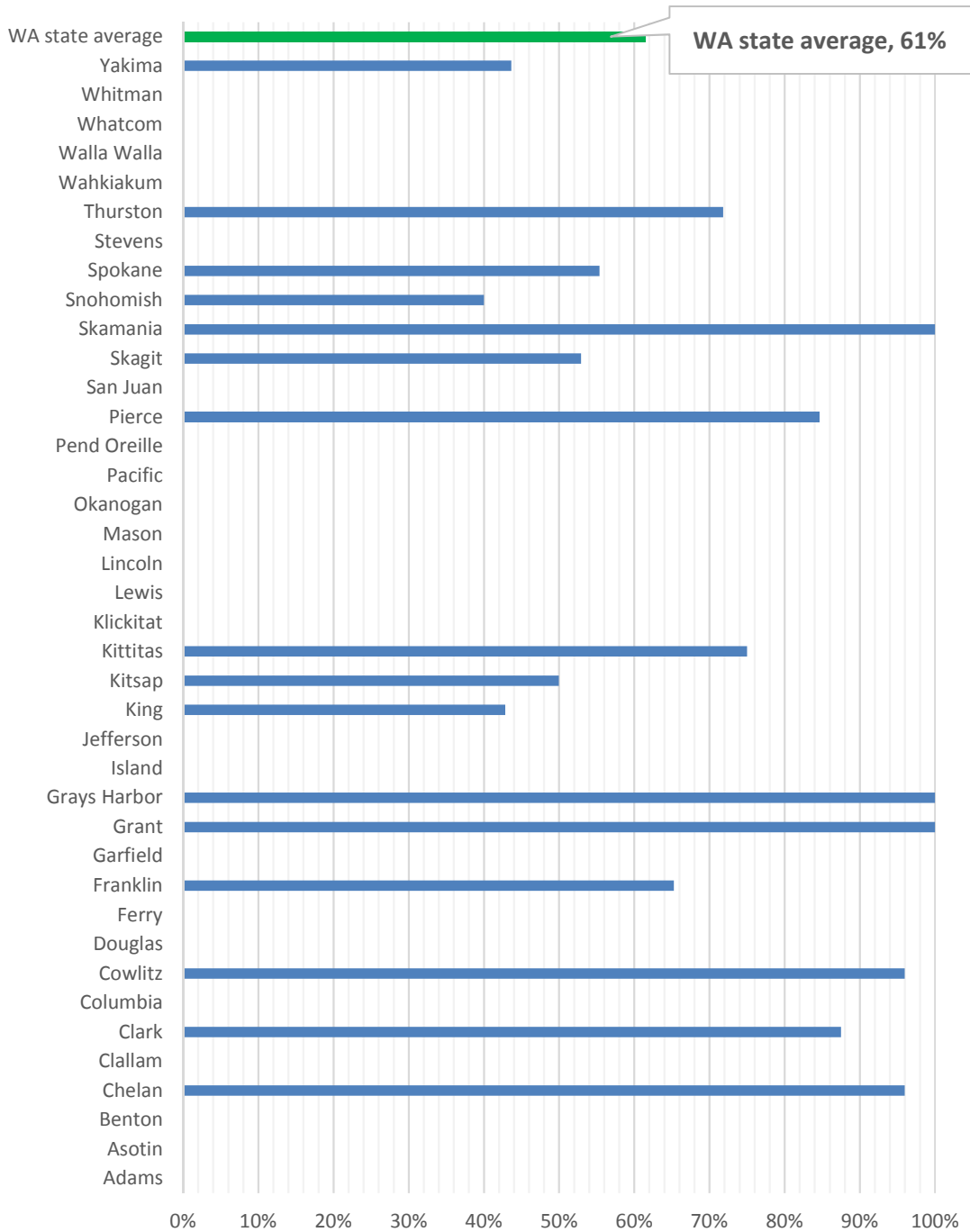


Where-In-The-Range, Murder 1 FY2019



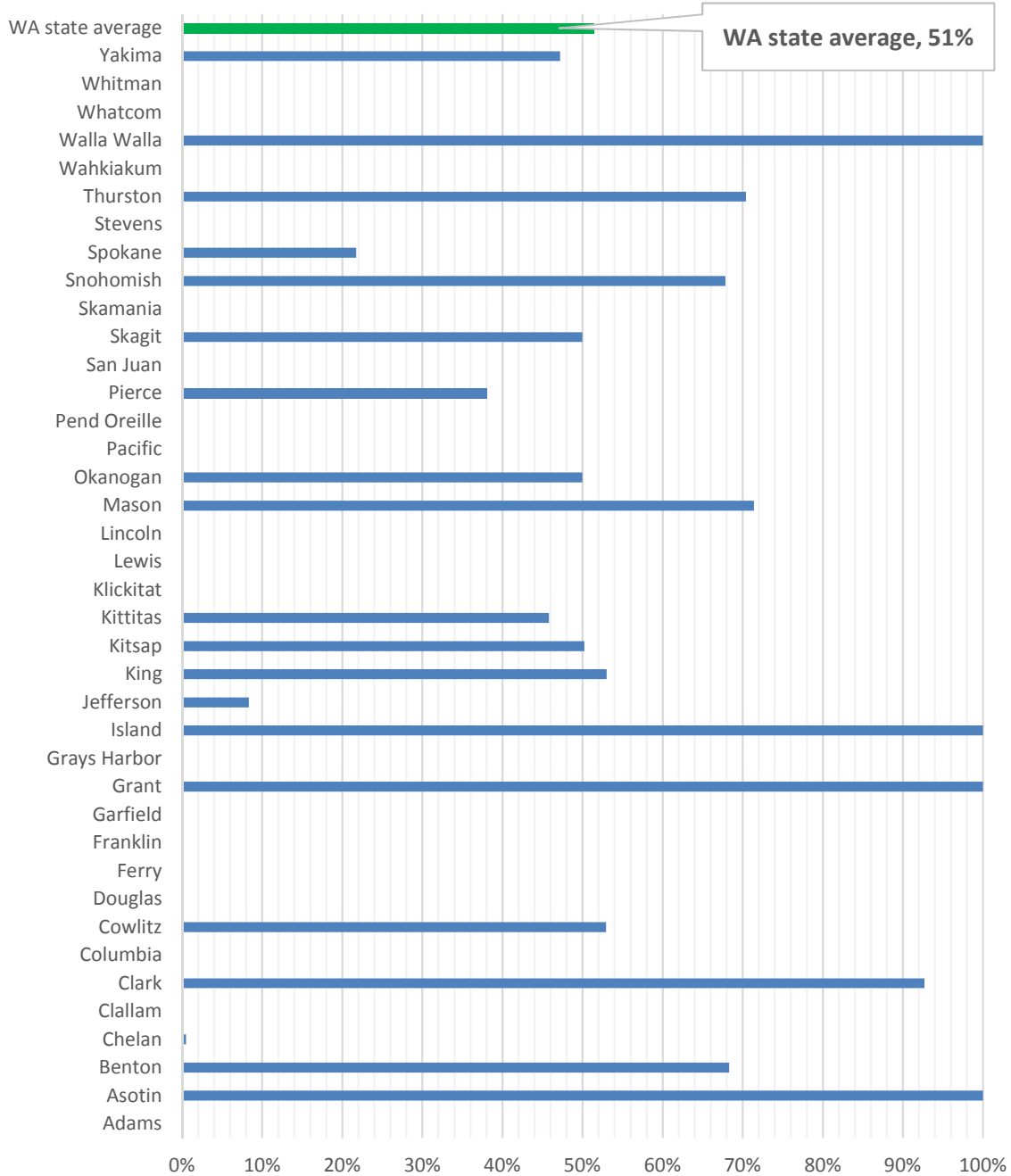
The "WHERE IN THE RANGE?" (WIR) column in this table displays a statistic based on the sentences of those offenders sentenced within the standard range. The statistic presents the average sentence for these offenders as a number from 0 to 100, where 0 corresponds to a sentence at the bottom of the range and 100 a sentence at the top of the range. Thus an average at the midpoint of the range corresponds to a WIR score of 50 (i.e., 50% of the range).

Where-In-The-Range, Murder 2 FY2019



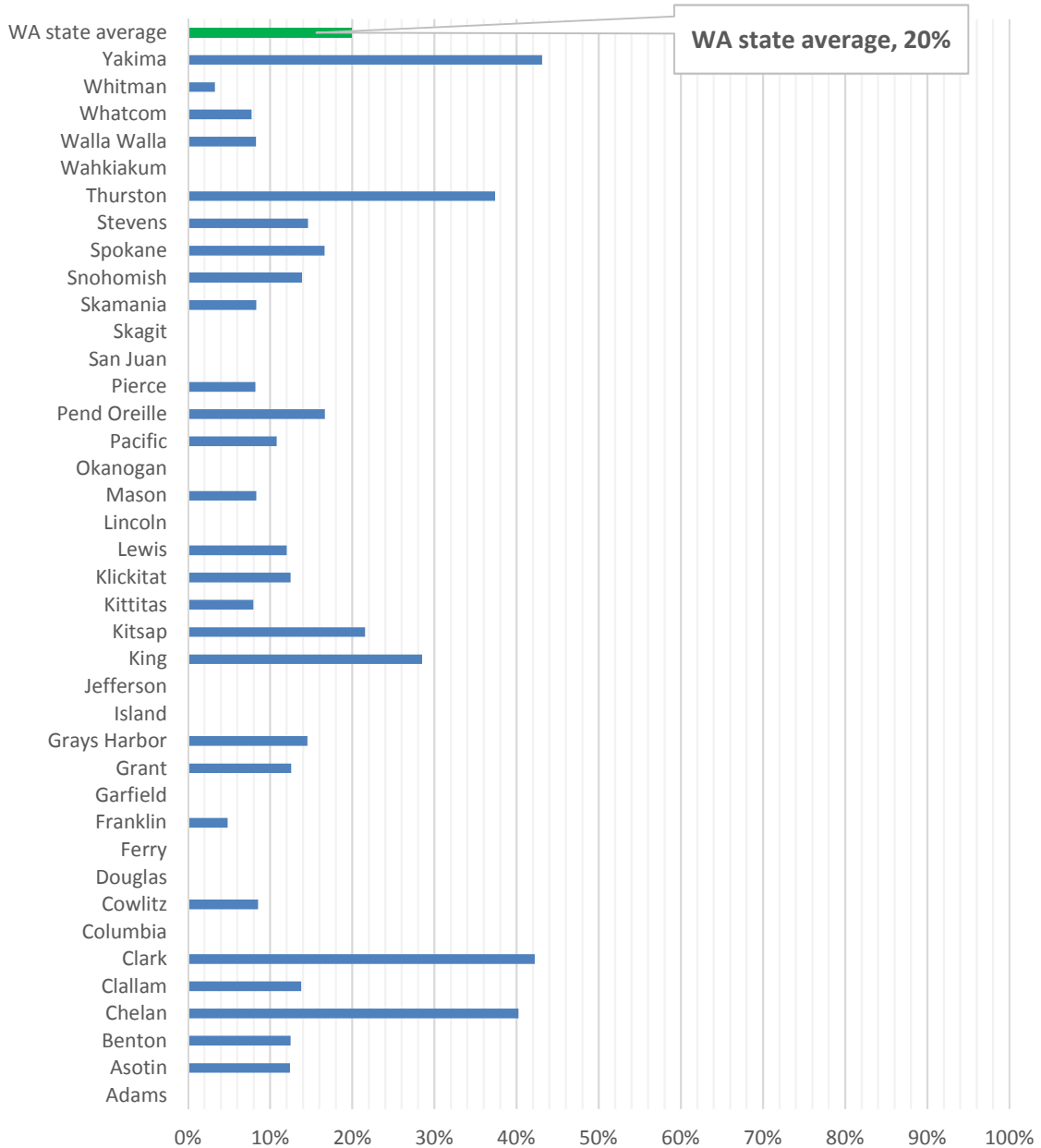
The "WHERE IN THE RANGE?" (WIR) column in this table displays a statistic based on the sentences of those offenders sentenced within the standard range. The statistic presents the average sentence for these offenders as a number from 0 to 100, where 0 corresponds to a sentence at the bottom of the range and 100 a sentence at the top of the range. Thus an average at the midpoint of the range corresponds to a WIR score of 50 (i.e., 50% of the range).

Where-In-The-Range, Manslaughter FY2019



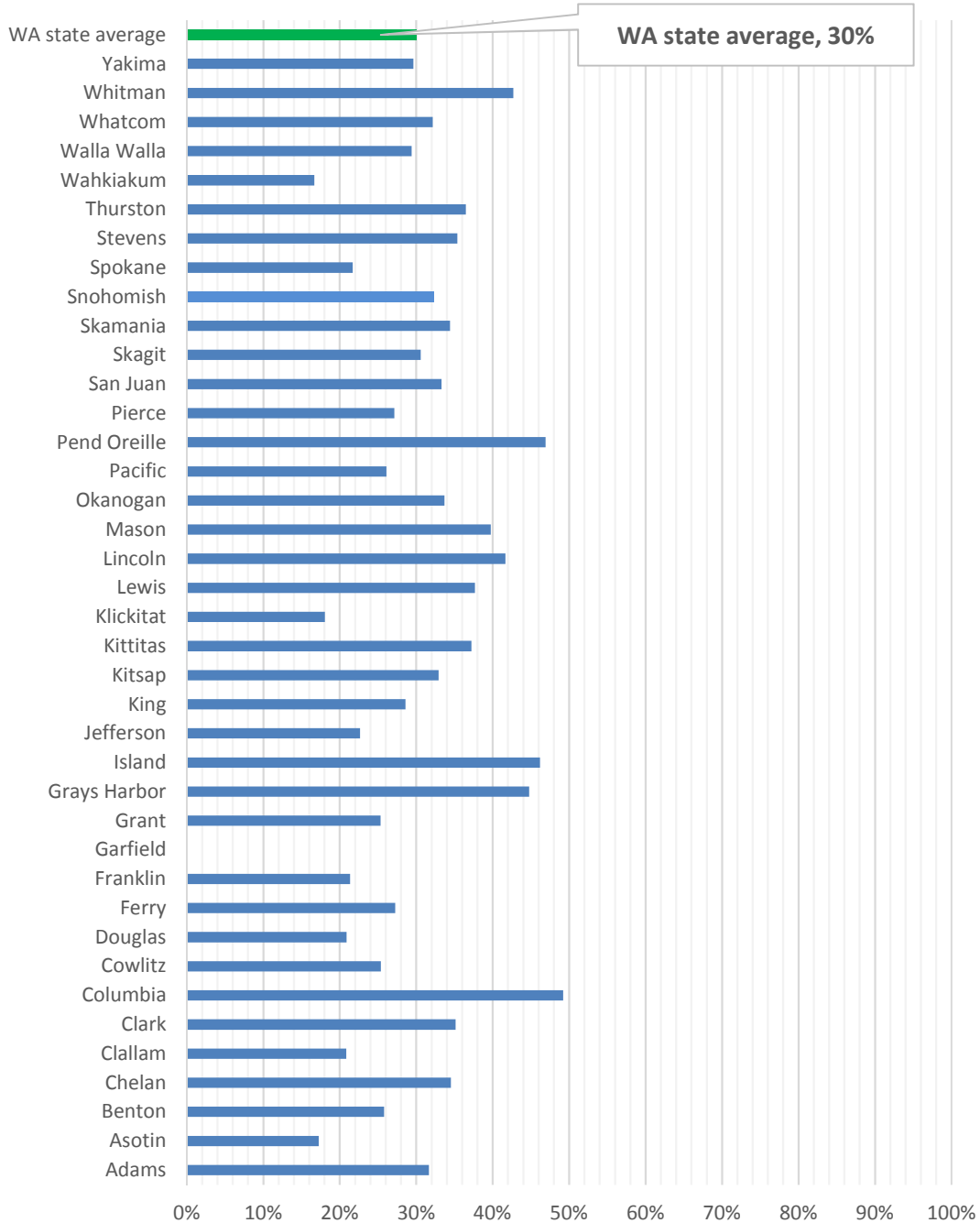
The "WHERE IN THE RANGE?" (WIR) column in this table displays a statistic based on the sentences of those offenders sentenced within the standard range. The statistic presents the average sentence for these offenders as a number from 0 to 100, where 0 corresponds to a sentence at the bottom of the range and 100 a sentence at the top of the range. Thus an average at the midpoint of the range corresponds to a WIR score of 50 (i.e., 50% of the range).

Where-In-The-Range - Failure To Register as Sex Offenders FY2019



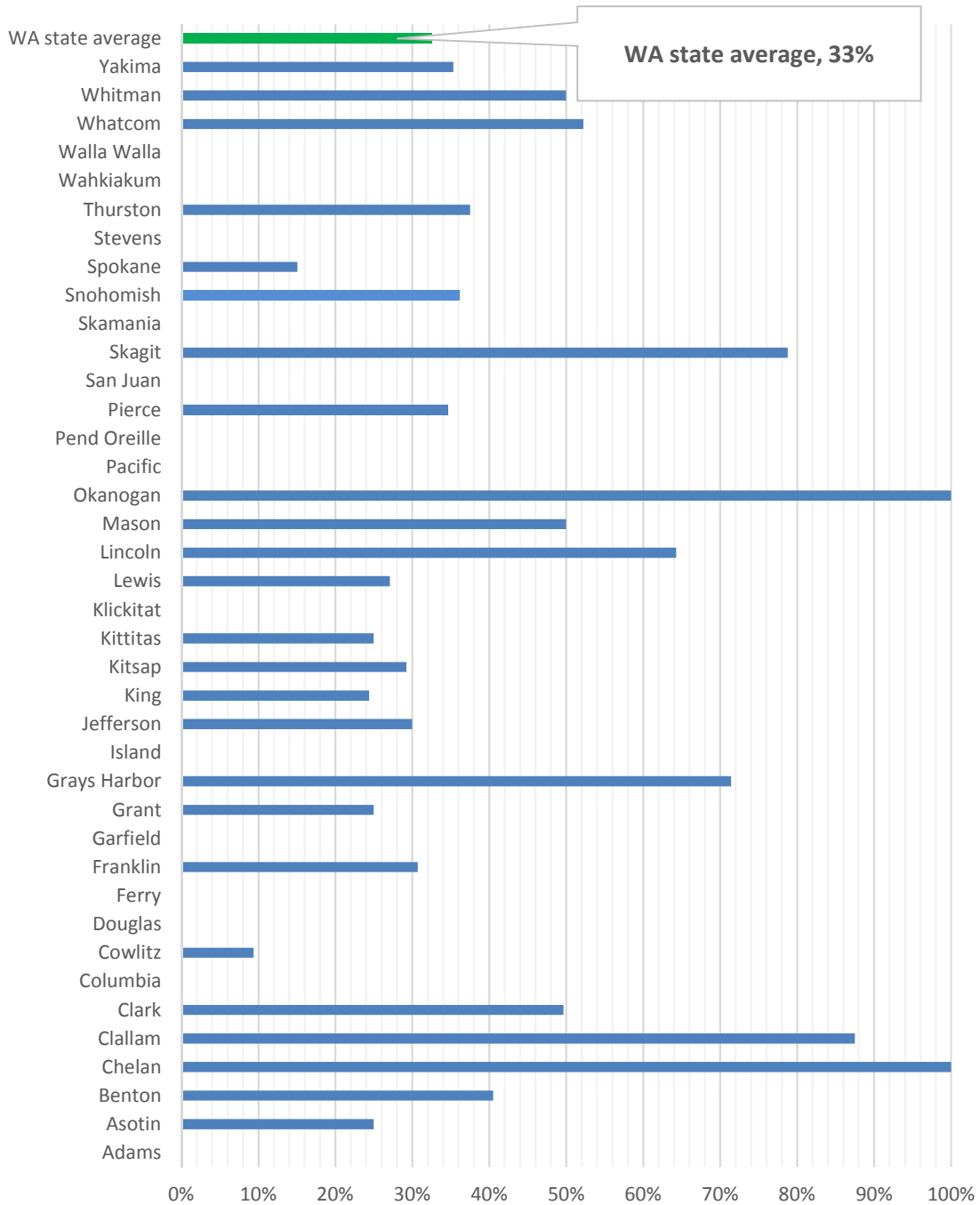
The "WHERE IN THE RANGE?" (WIR) column in this table displays a statistic based on the sentences of those offenders sentenced within the standard range. The statistic presents the average sentence for these offenders as a number from 0 to 100, where 0 corresponds to a sentence at the bottom of the range and 100 a sentence at the top of the range. Thus an average at the midpoint of the range corresponds to a WIR score of 50 (i.e., 50% of the range).

Where-In-The-Range - Property FY2019



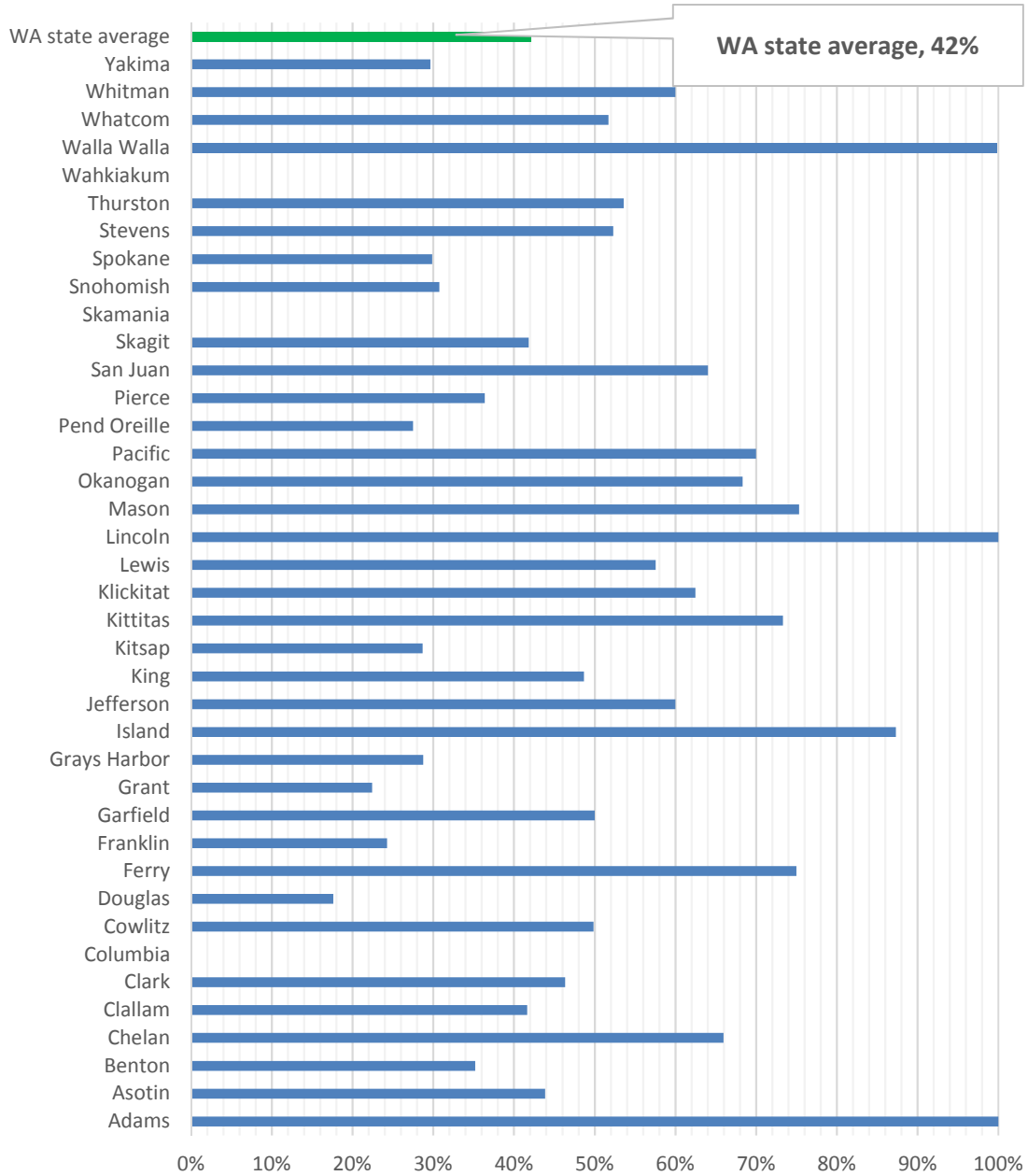
The "WHERE IN THE RANGE?" (WIR) column in this table displays a statistic based on the sentences of those offenders sentenced within the standard range. The statistic presents the average sentence for these offenders as a number from 0 to 100, where 0 corresponds to a sentence at the bottom of the range and 100 a sentence at the top of the range. Thus an average at the midpoint of the range corresponds to a WIR score

Where-In-The-Range - Robbery FY2019



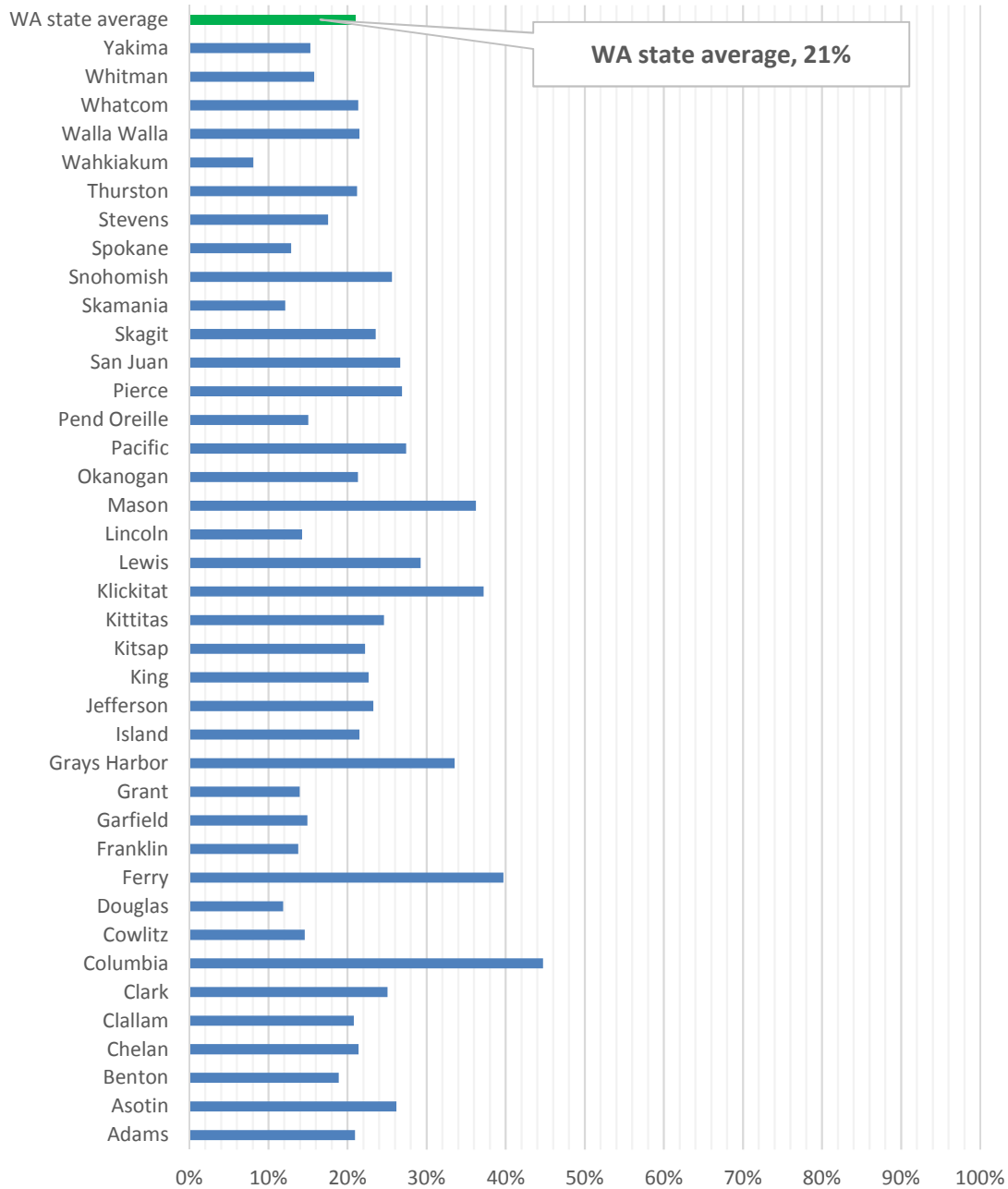
The "WHERE IN THE RANGE?" (WIR) column in this table displays a statistic based on the sentences of those offenders sentenced within the standard range. The statistic presents the average sentence for these offenders as a number from 0 to 100, where 0 corresponds to a sentence at the bottom of the range and 100 a sentence at the top of the range. Thus an average at the midpoint of the range corresponds to a WIR score of 50 (i.e., 50% of the range).

Where-In-The-Range - Sex FY2019



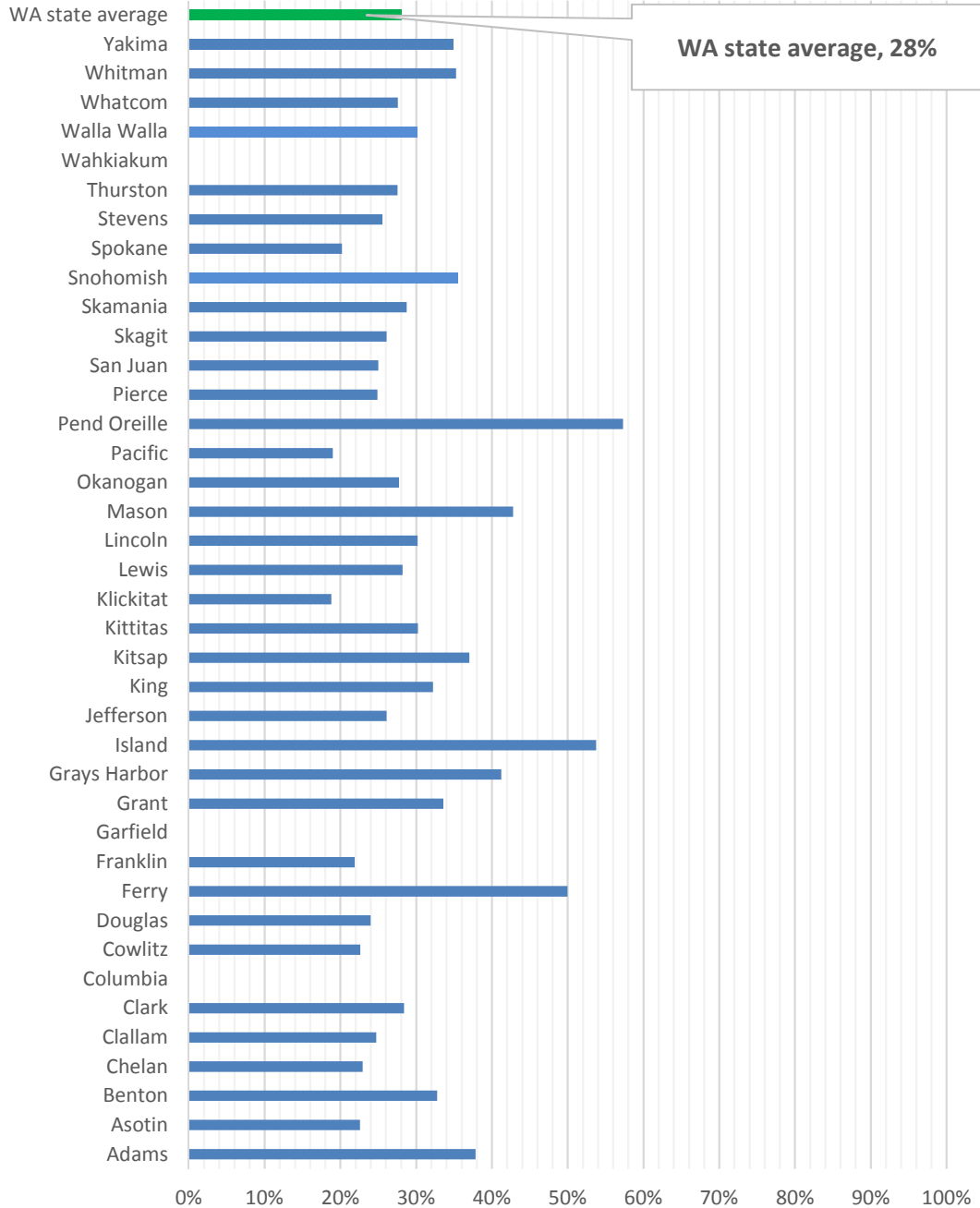
The "WHERE IN THE RANGE?" (WIR) column in this table displays a statistic based on the sentences of those offenders sentenced within the standard range. The statistic presents the average sentence for these offenders as a number from 0 to 100, where 0 corresponds to a sentence at the bottom of the range and 100 a sentence at the top of the range. Thus an average at the midpoint of the range corresponds to a WIR score of 50 (i.e., 50% of the range).

Where-In-The-Range - Drug FY2019



The "WHERE IN THE RANGE?" (WIR) column in this table displays a statistic based on the sentences of those offenders sentenced within the standard range. The statistic presents the average sentence for these offenders as a number from 0 to 100, where 0 corresponds to a sentence at the bottom of the range and 100 a sentence at the top of the range. Thus an average at the midpoint of the range corresponds to a WIR score of 50 (i.e., 50% of the range).

Where-In-The-Range - Other Felonies FY2019



The "WHERE IN THE RANGE?" (WIR) column in this table displays a statistic based on the sentences of those offenders sentenced within the standard range. The statistic presents the average sentence for these offenders as a number from 0 to 100, where 0 corresponds to a sentence at the bottom of the range and 100 a sentence at the top of the range. Thus an average at the midpoint of the range corresponds to a WIR score of 50 (i.e., 50% of the range).

APPENDICES

The information contained herein is current as of Fiscal Year 2019, and does not reflect any changes enacted by the 2019 Washington State Legislature. Statutes presented and cited in the appendices may have been amended and become effective subsequent to Fiscal Year 2019 – the time period covered by this report.

APPENDIX A: ADULT FELONY SENTENCING GRID - RCW 9.94A.510

| <i>SERIOUS LEVEL</i> | <i>OFFENDER SCORE</i> | | | | | | | | | |
|----------------------|--|--------------------|-------------------|-------------------|--------------------|-------------------|-------------------|--------------------|--------------------|-------------------|
| | 0 | 1 | 2 | 3 | 4 | 5 | 6 | 7 | 8 | 9 or More |
| XI | Life Sentence Without Parole/Death Penalty for offenders at or over the age of eighteen. For offenders under the age of eighteen a term of twenty-five years to life. | | | | | | | | | |
| XV | 23y 4m 240-320 | 24y 4 m 250-333 | 25y 4m 261-347 | 26y 4m 271-361 | 27y 4m 281-374 | 28y 4m 291-388 | 30y 4m 312-416 | 32y 10m 338-450 | 36y 370-493 | 40y 411-548 |
| XIV | 14y 4m 123-220 | 15y 4m 134-234 | 16y 2m 144-244 | 17y 154-254 | 17y 11m 165-265 | 18y 9m 175-275 | 20y 5m 195-295 | 22y 2m 216-316 | 25y 7m 257-357 | 29y 298-397 |
| XIII | 12y 123-164 | 13y 134-178 | 14y 144-192 | 15y 154-205 | 16y 165-219 | 17y 175-233 | 19y 195-260 | 21y 216-288 | 25y 257-342 | 29y 298-397 |
| XII | 9y 93-123 | 9y 11m 102-136 | 10y 9m 111-147 | 11y 8m 120-160 | 12y 6m 129-171 | 13y 5m 138-184 | 15y 9m 162-216 | 17y 3m 178-236 | 20y 3m 209-277 | 23y 3m 240-318 |
| XI | 7y 6m 78-102 | 8y 4m 86-114 | 9y 2m 95-125 | 9y 11m 102-136 | 10y 9m 111-147 | 11y 7m 120-158 | 14y 2m 146-194 | 15y 5m 159-211 | 17y 11m 185-245 | 20y 5m 210-280 |
| X | 5y 51-68 | 5y 6m 57-75 | 6y 62-82 | 6y 6m 67-89 | 7y 72-96 | 7y 6m 77-102 | 9y 6m 98-130 | 10y 6m 108-144 | 12y 6m 129-171 | 14y 6m 149-198 |
| IX | 3y 31-41 | 3y 6m 36-48 | 4y 41-54 | 4y 6m 46-61 | 5y 51-68 | 5y 6m 57-75 | 7y 6m 77-102 | 8y 6m 87-116 | 10y 6m 108-144 | 12y 6m 129-171 |
| VIII | 2y 21-27 | 2y 6m 26-34 | 3y 31-41 | 3y 6m 36-48 | 4y 41-54 | 4y 6m 46-61 | 6y 6m 67-89 | 7y 6m 77-102 | 8y 6m 87-116 | 10y 6m 108-144 |
| VII | 18m 15-20 | 2y 21-27 | 2y 6m 26-34 | 3y 31-41 | 3y 6m 36-48 | 4y 41-54 | 5y 6m 57-75 | 6y 6m 67-89 | 7y 6m 77-102 | 8y 6m 87-116 |
| VI | 13m 12+-14 | 18m 15-20 | 2y 21-27 | 2y 6m 26-34 | 3y 31-41 | 3y 6m 36-48 | 4y 6m 46-61 | 5y 6m 57-75 | 6y 6m 67-89 | 7y 6m 77-102 |
| V | 9m 6-12 | 13m 12+-14 | 15m 13-17 | 18m 15-20 | 2y 2m 22-29 | 3y 2m 33-43 | 4y 41-54 | 5y 51-68 | 6y 62-82 | 7y 72-96 |
| IV | 6m 3-9 | 9m 6-12 | 13m 12+-14 | 15m 13-17 | 18m 15-20 | 2y 2m 22-29 | 3y 2m 33-43 | 4y 2m 43-57 | 5y 2m 53-70 | 6y 2m 63-84 |
| III | 2m 1-3 | 5m 3-8 | 8m 4-12 | 11m 9-12 | 14m 12+-16 | 20m 17-22 | 2y 2m 22-29 | 3y 2m 33-43 | 4y 2m 43-57 | 5y 51-68 |
| II | 45d 0-90 (days) | 4m 2-6 | 6m 3-9 | 8m 4-12 | 13m 12+-14 | 16m 14-18 | 20m 17-22 | 2y 2m 22-29 | 3y 2m 33-43 | 4y 2m 43-57 |
| I | 30 d 0-60 (days) | 45d 0-90 (days) | 3m 2-5 | 4m 2-6 | 5m 3-8 | 8m 4-12 | 13m 12+-14 | 16m 14-18 | 20m 17-22 | 2y 2m 22-29 |

APPENDIX B:

Offenses Included within Each Seriousness Level - RCW 9.94A.515

| LEVEL | OFFENSES |
|-------|---|
| XVI | Aggravated Murder 1 (RCW 10.95.020) |
| XV | Homicide by abuse (RCW 9A.32.055) |
| | Malicious explosion 1 (RCW 70.74.280(1)) |
| | Murder 1 (RCW 9A.32.030) |
| XIV | Murder 2 (RCW 9A.32.050) |
| | Trafficking 1 (RCW 9A.40.100(1)) |
| XIII | Malicious explosion 2 (RCW 70.74.280(2)) |
| | Malicious placement of an explosive 1 (RCW 70.74.270(1)) |
| XII | Assault 1 (RCW 9A.36.011) |
| | Assault of a Child 1 (RCW 9A.36.120) |
| | Malicious placement of an imitation device 1 (RCW 70.74.272(1)(a)) |
| | Promoting Commercial Sexual Abuse of a Minor (RCW 9.68A.101) |
| | Rape 1 (RCW 9A.44.040) |
| | Rape of a Child 1 (RCW 9A.44.073) |
| | Trafficking 2 (RCW 9A.40.100 (3)) |
| XI | Manslaughter 1 (RCW 9A.32.060) |
| | Rape 2 (RCW 9A.44.050) |
| | Rape of a Child 2 (RCW 9A.44.076) |
| | Vehicular Homicide, by being under the influence of intoxicating liquor or any drug (RCW 46.61.520) |
| | Vehicular Homicide, by the operation of any vehicle in a reckless manner (RCW 46.61.520) |
| X | Child Molestation 1 (RCW 9A.44.083) |
| | Criminal Mistreatment 1 (RCW 9A.42.020) |
| | Indecent Liberties (with forcible compulsion) (RCW 9A.44.100(1)(a)) |

| LEVEL | OFFENSES |
|-------|--|
| | Kidnapping 1 (RCW 9A.40.020) |
| | Leading Organized Crime (RCW 9A.82.060(1)(a)) |
| | Malicious explosion 3 (RCW 70.74.280(3)) |
| | Sexually Violent Predator Escape (RCW 9A.76.115) |
| IX | Abandonment of Dependent Person 1 (RCW 9A.42.060) |
| | Assault of a Child 2 (RCW 9A.36.130) |
| | Explosive devices prohibited (RCW 70.74.180) |
| | Hit and Run--Death (RCW 46.52.020(4)(a)) |
| | Homicide by Watercraft, by being under the influence of intoxicating liquor or any drug (RCW 79A.60.050) |
| | Inciting Criminal Profiteering (RCW 9A.82.060(1)(b)) |
| | Malicious placement of an explosive 2 (RCW 70.74.270(2)) |
| | Robbery 1 (RCW 9A.56.200) |
| | Sexual Exploitation (RCW 9.68A.040) |
| VIII | Arson 1 (RCW 9A.48.020) |
| | Commercial Sexual Abuse of a Minor (RCW 9.68A.100) |
| | Homicide by Watercraft, by the operation of any vessel in a reckless manner (RCW 79A.60.050) |
| | Manslaughter 2 (RCW 9A.32.070) |
| | Promoting Prostitution 1 (RCW 9A.88.070) |
| | Theft of Ammonia (RCW 69.55.010) |
| VII | Air bag diagnostic systems (causing bodily injury or death) (RCW 46.37.660(2)(b)) |
| | Air bag replacement requirements (causing bodily injury or death) (RCW 46.37.660(1)(b)) |
| | Burglary 1 (RCW 9A.52.020) |
| | Child Molestation 2 (RCW 9A.44.086) |
| | Civil Disorder Training (RCW 9A.48.120) |
| | Dealing in depictions of minor engaged in sexually explicit conduct (RCW 9.68A.050(1)) |
| | Drive-by Shooting (RCW 9A.36.045) |

| LEVEL | OFFENSES |
|-------|--|
| | <p>Homicide by Watercraft, by disregard for the safety of others (RCW 79A.60.050)</p> <p>Indecent Liberties (without forcible compulsion) (RCW 9A.44.100(1) (b) and (c))</p> <p>Introducing Contraband 1 (RCW 9A.76.140)</p> <p>Malicious placement of an explosive 3 (RCW 70.74.270(3))</p> <p>Manufacture or import counterfeit, nonfunctional, damaged, or previously deployed air bag(causing bodily injury or death)(RCW 46.37.650(1)(b))</p> <p>Negligently Causing Death By Use of a Signal Preemption Device (RCW 46.37.675)</p> <p>Sale, install, reinstall counterfeit, nonfunctional, damaged, or previously deployed airbag (RCW46.37.650(2)(b))</p> <p>Sending, bringing into state depictions of minor engaged in sexually explicit conduct (RCW 9.68A.060(1))</p> <p>Unlawful Possession of a Firearm in the first degree (RCW 9.41.040(1))</p> <p>Use of a Machine Gun in Commission of a Felony (RCW 9.41.225)</p> <p>Vehicular Homicide, by disregard for the safety of others (RCW 46.61.520)</p> |
| VI | <p>Bail Jumping with Murder 1 (RCW 9A.76.170(3)(a))</p> <p>Bribery (RCW 9A.68.010)</p> <p>Incest 1 (RCW 9A.64.020(1))</p> <p>Intimidating a Judge (RCW 9A.72.160)</p> <p>Intimidating a Juror/Witness (RCW 9A.72.110, 9A.72.130)</p> <p>Malicious placement of an imitation device 2 (RCW 70.74.272(1)(b))</p> <p>Possession of Depictions of a Minor Engaged in Sexually Explicit Conduct (RCW 9.68A.070(1))</p> <p>Rape of a Child 3 (RCW 9A.44.079)</p> <p>Theft of a Firearm (RCW 9A.56.300)</p> <p>Theft from a Vulnerable Adult 1 (RCW 9A.56.400(1))</p> <p>Unlawful Storage of Ammonia (RCW 69.55.020)</p> |
| V | <p>Abandonment of dependent person 2 (RCW 9A.42.070)</p> <p>Advancing money or property for extortionate extension of credit (RCW 9A.82.030)</p> <p>Air bag diagnostic systems (RCW46.37.660(2)(c))</p> <p>Air bag replacement requirements(RCW 46.37.660(1)(c))</p> |

| LEVEL | OFFENSES |
|-------|--|
| | Bail Jumping with class A Felony (RCW 9A.76.170(3)(b)) |
| | Child Molestation 3 (RCW 9A.44.089) |
| | Criminal Mistreatment 2 (RCW 9A.42.030) |
| | Custodial Sexual Misconduct 1 (RCW 9A.44.160) |
| | Dealing in Depictions of Minor Engaged in Sexually Explicit Conduct 2 (RCW 9.68A.050(2)) |
| | Domestic Violence Court Order Violation (RCW 10.99.040, 10.99.050, 26.09.300, * 26.10.220, 26.26B.050, 26.50.110, 26.52.070, or 74.34.145) |
| | Driving While Under the Influence (RCW 46.61.502(6)) |
| | Extortion 1 (RCW 9A.56.120) |
| | Extortionate Extension of Credit (RCW 9A.82.020) |
| | Extortionate Means to Collect Extensions of Credit (RCW 9A.82.040) |
| | Incest 2 (RCW 9A.64.020(2)) |
| | Kidnapping 2 (RCW 9A.40.030) |
| | Manufacture or import counterfeit, nonfunctional, damaged, or previously deployed air bag (RCW 46.37.650(1)(c)) |
| | Perjury 1 (RCW 9A.72.020) |
| | Persistent prison misbehavior (RCW 9.94.070) |
| | Possession of a Stolen Firearm (RCW 9A.56.310) |
| | Rape 3 (RCW 9A.44.060) |
| | Rendering Criminal Assistance 1 (RCW 9A.76.070) |
| | Sale of, install, or reinstall counterfeit, nonfunctional, damaged, or previously deployed airbag (RCW 46.37.650(2)(c)) |
| | Sending, Bringing into State Depictions of Minor Engaged in Sexually Explicit Conduct 2 (RCW 9.68A.060(2)) |
| | Sexual Misconduct with a Minor 1 (RCW 9A.44.093) |
| | Sexually Violating Human Remains (RCW 9A.44.105) |
| | Stalking (RCW 9A.46.110) |
| | Taking Motor Vehicle Without Permission 1 (RCW 9A.56.070) |

| LEVEL | OFFENSES |
|---|---|
| IV | Arson 2 (RCW 9A.48.030) |
| | Assault 2 (RCW 9A.36.021) |
| | Assault 3 (of a Peace Officer with a Projectile Stun Gun) (RCW 9A.36.031(1)(h)) |
| | Assault 4 (third domestic violence offense) (RCW 9A.36.041(3)) |
| | Assault by Watercraft (RCW 79A.60.060) |
| | Bribing a Witness/Bribe Received by Witness (RCW 9A.72.090, 9A.72.100) |
| | Cheating 1 (RCW 9.46.1961) |
| | Commercial Bribery (RCW 9A.68.060) |
| | Counterfeiting (RCW 9.16.035(4)) |
| | Driving While Under the Influence (RCW 46.61.502(6)) |
| | Endangerment with a Controlled Substance (RCW 9A.42.100) |
| | Escape 1 (RCW 9A.76.110) |
| | Hate Crime (RCW 9A.36.080) |
| | Hit and Run -- Injury (RCW 46.52.020(4)(b)) |
| | Hit and Run with Vessel -- Injury Accident (RCW 79A.60.200(3)) |
| | Identity Theft 1 (RCW 9.35.020(2)) |
| | Indecent Exposure to Person Under Age Fourteen (subsequent sex offense) (RCW 9A.88.010) |
| | Influencing Outcome of Sporting Event (RCW 9A.82.070) |
| | Physical Control of a Vehicle While Under the Influence (RCW 46.61.504(6)) |
| | Possession of Depictions of a Minor Engaged in Sexually Explicit Conduct 2 (RCW 9.68A.070(2)) |
| | Residential Burglary (RCW 9A.52.025) |
| | Robbery 2 (RCW 9A.56.210) |
| | Theft of Livestock 1 (RCW 9A.56.080) |
| | Threats to Bomb (RCW 9.61.160) |
| Trafficking in Stolen Property 1 (RCW 9A.82.050) | |
| Unlawful factoring of a credit card or payment card transaction (RCW 9A.56.290(4)(b)) | |

| LEVEL | OFFENSES |
|-------|--|
| | Unlawful transaction of health coverage as a health care service contractor (RCW 48.44.016(3)) |
| | Unlawful transaction of health coverage as a health maintenance organization (RCW 48.46.033(3)) |
| | Unlawful transaction of insurance business (RCW 48.15.023(3)) |
| | Unlicensed practice as an insurance professional (RCW 48.17.063(2)) |
| | Use of Proceeds of Criminal Profiteering (RCW 9A.82.080 (1) and (2)) |
| | Vehicle Prowling 2 (third or subsequent offense) (RCW 9A.52.100(3)) |
| | Vehicular Assault, by being under the influence of intoxicating liquor or any drug, or by the operation or driving of a vehicle in a reckless manner (RCW 46.61.522) |
| | Viewing of Depictions of a Minor Engaged in Sexually Explicit Conduct 1 (RCW 9.68A.075(1)) |
| | Willful Failure to Return from Furlough (**RCW 72.66.060) |
| III | Animal Cruelty 1 (Sexual Conduct or Contact) (RCW 16.52.205(3)) |
| | Assault 3 (Except Assault 3 of a Peace Officer With a Projectile Stun Gun) (RCW 9A.36.031 except subsection (1)(h)) |
| | Assault of a Child 3 (RCW 9A.36.140) |
| | Bail Jumping with class B or C Felony (RCW 9A.76.170(3)(c)) |
| | Burglary 2 (RCW 9A.52.030) |
| | Communication with a Minor for Immoral Purposes (RCW 9.68A.090) |
| | Criminal Gang Intimidation (RCW 9A.46.120) |
| | Custodial Assault (RCW 9A.36.100) |
| | Cyberstalking (subsequent conviction or threat of death) (RCW 9.61.260(3)) |
| | Escape 2 (RCW 9A.76.120) |
| | Extortion 2 (RCW 9A.56.130) |
| | Harassment (RCW 9A.46.020) |
| | Intimidating a Public Servant (RCW 9A.76.180) |
| | Introducing Contraband 2 (RCW 9A.76.150) |
| | Malicious Injury to Railroad Property (RCW 81.60.070) |
| | Manufacture of Untraceable Firearm with Intent to Sell (RCW 9.41.190) |

| LEVEL | OFFENSES |
|-------|---|
| | Manufacture or Assembly of an Undetectable Firearm or Untraceable Firearm (RCW 9.41.325) |
| | Mortgage Fraud (RCW 19.144.080) |
| | Negligently Causing Substantial Bodily Harm By Use of a Signal Preemption Device (RCW 46.37.674) |
| | Organized Retail Theft 1 (RCW 9A.56.350(2)) |
| | Perjury 2 (RCW 9A.72.030) |
| | Possession of Incendiary Device (RCW 9.40.120) |
| | Possession of Machine Gun, Bump-fire Stock, Undetectable Firearm, or Short-Barreled Shotgun or Rifle (RCW 9.41.190) |
| | Promoting Prostitution 2 (RCW 9A.88.080) |
| | Retail Theft with Special Circumstances 1 (RCW 9A.56.360(2)) |
| | Securities Act violation (RCW 21.20.400) |
| | Tampering with a Witness (RCW 9A.72.120) |
| | Telephone Harassment (subsequent conviction or threat of death) (RCW 9.61.230(2)) |
| | Theft of Livestock 2 (RCW 9A.56.083) |
| | Theft with the Intent to Resell 1 (RCW 9A.56.340(2)) |
| | Trafficking in Stolen Property 2 (RCW 9A.82.055) |
| | Unlawful Hunting of Big Game 1 (RCW 77.15.410(3)(b)) |
| | Unlawful Imprisonment (RCW 9A.40.040) |
| | Unlawful Misbranding of Fish or Shellfish 1 (RCW 69.04.938(3)) |
| | Unlawful possession of firearm in the second degree (RCW 9.41.040(2)) |
| | Unlawful Taking of Endangered Fish or Wildlife 1 (RCW 77.15.120(3)(b)) |
| | Unlawful Trafficking in Fish, Shellfish, or Wildlife 1 (RCW 77.15.260(3)(b)) |
| | Unlawful Use of a Nondesignated Vessel (RCW 77.15.530(4)) |
| | Vehicular Assault, by the operation or driving of a vehicle with disregard for the safety of others (RCW 46.61.522) |
| | Willful Failure to Return from Work Release (**RCW 72.65.070) |
| II | Commercial Fishing Without a License 1 (RCW 77.15.500(3)(b)) |

| LEVEL | OFFENSES |
|-------|--|
| | Computer Trespass 1 (RCW 9A.52.110) |
| | Counterfeiting (RCW 9.16.035(3)) |
| | Electronic Data Service Interference (RCW 9A.90.060) |
| | Electronic Data Tampering 1 (RCW 9A.90.080) |
| | Electronic Data Theft (RCW 9A.90.100) |
| | Engaging in Fish Dealing Activity Unlicensed 1 (RCW 77.15.620(3)) |
| | Escape from Community Custody (RCW 72.09.310) |
| | Failure to Register as a Sex Offender (second or subsequent offense) (RCW 9A.44.130 prior June 10, 2010, and RCW 9A.44.132) |
| | Health Care False Claims (RCW 48.80.030) |
| | Identity Theft 2 (RCW 9.35.020(3)) |
| | Improperly Obtaining Financial Information (RCW 9.35.010) |
| | Malicious Mischief 1 (RCW 9A.48.070) |
| | Organized Retail Theft 2 (RCW 9A.56.350(3)) |
| | Possession of Stolen Property 1 (RCW 9A.56.150) |
| | Possession of a Stolen Vehicle (RCW 9A.56.068) |
| | Retail Theft with Special Circumstances 2 (RCW 9A.56.360(3)) |
| | Scrap Processing, Recycling, or Supplying Without a License (second or subsequent offense) (RCW 19.290.100) |
| | Theft 1 (RCW 9A.56.030) |
| | Theft of a Motor Vehicle (RCW 9A.56.065) |
| | Theft of Rental, Leased, or Lease-purchased Property (valued at one thousand five hundred dollars or more) (RCW 9A.56.096(5)(a)) |
| | Theft with the Intent to Resell 2 (RCW 9A.56.340(3)) |
| | Trafficking in Insurance Claims (RCW 48.30A.015) |
| | Unlawful factoring of a credit card or payment card transaction (RCW 9A.56.290(4)(a)) |
| | Unlawful Participation of Non-Indians in Indian Fishery (RCW 77.15.570(2)) |
| | Unlawful Practice of Law (RCW 2.48.180) |

| LEVEL | OFFENSES |
|-------|--|
| | Unlawful Purchase or Use of a License (RCW 77.15.650(3)(b)) |
| | Unlawful Trafficking in Fish, Shellfish, or Wildlife 2 (RCW 77.15.260(3)(a)) |
| | Unlicensed Practice of a Profession or Business (RCW 18.130.190(7)) |
| | Voyeurism (RCW 9A.44.115) |
| I | Attempting to Elude a Pursuing Police Vehicle (RCW 46.61.024) |
| | False Verification for Welfare (RCW 74.08.055) |
| | Forgery (RCW 9A.60.020) |
| | Fraudulent Creation or Revocation of a Mental Health Advance Directive (RCW 9A.60.060) |
| | Malicious Mischief 2 (RCW 9A.48.080) |
| | Mineral Trespass (RCW 78.44.330) |
| | Possession of Stolen Property 2 (RCW 9A.56.160) |
| | Reckless Burning 1 (RCW 9A.48.040) |
| | Spotlighting Big Game 1 (RCW 77.15.450(3)(b)) |
| | Suspension of Department Privileges 1 (RCW 77.15.670(3)(b)) |
| | Taking Motor Vehicle Without Permission 2 (RCW 9A.56.075) |
| | Theft 2 (RCW 9A.56.040) |
| | Theft from a Vulnerable Adult 2 (RCW 9A.56.400(2)) |
| | Theft of Rental, Leased, or Lease-purchased Property (valued at two hundred fifty dollars or more but less than one thousand five hundred dollars) (RCW 9A.56.096(5)(b)) |
| | Transaction of insurance business beyond the scope of licensure (RCW 48.17.063) |
| | Unlawful Fish and Shellfish Catch Accounting (RCW 77.15.630(3)(b)) |
| | Unlawful Issuance of Checks or Drafts (RCW 9A.56.060) |
| | Unlawful Possession of Fictitious Identification (RCW 9A.56.320) |
| | Unlawful Possession of Instruments of Financial Fraud (RCW 9A.56.320) |
| | Unlawful Possession of Payment Instruments (RCW 9A.56.320) |
| | Unlawful Possession of a Personal Identification Device (RCW 9A.56.320) |
| | Unlawful Production of Payment Instruments (RCW 9A.56.320) |

| LEVEL | OFFENSES |
|-------|--|
| | Unlawful Releasing, Planting, Possessing, or Replacing Deleterious Exotic Wildlife (RCW 77.15.250(2)(b)) |
| | Unlawful Trafficking in Food Stamps (RCW 9.91.142) |
| | Unlawful Use of Food Stamps (RCW 9.91.144) |
| | Unlawful Use of Net to Take Fish 1 (RCW 77.15.580(3)(b)) |
| | Unlawful Use of Prohibited Aquatic Animal Species (**RCW 77.15.253(3)) |
| | Vehicle Prowl 1 (RCW 9A.52.095) |
| | Violating Commercial Fishing Area or Time 1 (RCW 77.15.550(3)(b)) |

[2019 c 271 § 7; 2019 c 243 § 5; 2019 c 64 § 3; 2019 c 46 § 5009. Prior: 2018 c 236 § 721. Prior: 2017 c 335 § 4; 2017 c 292 § 3; 2017 c 272 § 10; 2017 c 266 § 8; prior:2016 c 213 § 5; 2016 c 164 § 13; 2016 c 6 § 1; 2015 c 261 § 11; prior: 2013 c 322 § 26; 2013 c 290 § 8; 2013 c 267 § 2; 2013 c 153 § 2; prior: 2012 c 176 § 3; 2012 c 162 § 1; prior: 2010 c 289 § 11; 2010 c 227 § 9; prior: 2008 c 108 § 23; 2008 c 38 § 1; prior: 2007 c 368 § 14; 2007 c 199 § 10; prior:2006 c 277 § 6; 2006 c 228 § 9; 2006 c 191 § 2; 2006 c 139 § 2; 2006 c 128 § 3; 2006 c 73 § 12; prior: (2006 c 125 § 5 repealed by 2006 c 126 § 7); 2005 c 458 § 2; 2005 c 183 § 9; prior: 2004 c 176 § 2; 2004 c 94 § 3; (2004 c 94 § 2 expired July 1, 2004); prior: 2003 c 335 § 5; (2003 c 335 § 4 expired July 1, 2004); 2003 c 283 § 33; (2003 c 283 § 32 expired July 1, 2004); 2003 c 267 § 3; (2003 c 267 § 2 expired July 1, 2004); 2003 c 250 § 14; (2003 c 250 § 13 expired July 1, 2004); 2003 c 119 § 8; (2003 c 119 § 7 expired July 1, 2004); 2003 c 53 § 56; 2003 c 52 § 4; (2003 c 52 § 3 expired July 1, 2004); prior: 2002 c 340 § 2; 2002 c 324 § 2; 2002 c 290 § 7; (2002 c 290 § 2 expired July 1, 2003); 2002 c 253 § 4; 2002 c 229 § 2; 2002 c 134 § 2; 2002 c 133 § 4; prior: 2001 2nd sp.s. c 12 § 361; 2001 c 300 § 4; 2001 c 217 § 12; 2001 c 17 § 1; prior: 2001 c 310 § 4; 2001 c 287 § 3; 2001 c 224 § 3; 2001 c 222 § 24; 2001 c 207 § 3; 2000 c 225 § 5; 2000 c 119 § 17; 2000 c 66 § 2; prior: 1999 c 352 § 3; 1999 c 322 § 5; 1999 c 45 § 4; prior: 1998 c 290 § 4; 1998 c 219 § 4; 1998 c 82 § 1; 1998 c 78 § 1; prior: 1997 c 365 § 4; 1997 c 346 § 3; 1997 c 340 § 1; 1997 c 338 § 51; 1997 c 266 § 15; 1997 c 120 § 5; prior: 1996 c 302 § 6; 1996 c 205 § 3; 1996 c 36 § 2; prior: 1995 c 385 § 2; 1995 c 285 § 28; 1995 c 129 § 3 (Initiative Measure No. 159); prior: (1994 sp.s. c 7 § 510 repealed by 1995 c 129 § 19 (Initiative Measure No. 159)); 1994 c 275 § 20; 1994 c 53 § 2; prior: 1992 c 145 § 4; 1992 c 75 § 3; 1991 c 32 § 3; 1990 c 3 § 702; prior: 1989 2nd ex.s. c 1 § 3; 1989 c 412 § 3; 1989 c 405 § 1; 1989 c 271 § 102; 1989 c 99 § 1; prior: 1988 c 218 § 2; 1988 c 145 § 12; 1988 c 62 § 2; prior: 1987 c 224 § 1; 1987 c 187 § 4; 1986 c 257 § 23; 1984 c 209 § 17; 1983 c 115 § 3. Formerly RCW 9.94A.320.]

APPENDIX C:

Drug Offense Sentencing Grid - RCW 9.94A.517

| Serious Level | Offender Score 0 to 2 | Offender Score 3 to 5 | Offender Score 6 to 9+ |
|----------------------|------------------------------|------------------------------|-------------------------------|
| Level III | 51 to 68 months | 68+ to 100 months | 100+ to 120 months |
| Level II | 12+ to 20 months | 20+ to 60 months | 60+ to 120 months |
| Level I | 0 to 6 months | 6+ to 18 months | 12+ to 24 months |

[2015 c 291 § 9; (2015 c 291 § 8 expired July 1, 2018); (2013 2nd sp.s. c 14 § 1 expired July 1, 2018); 2002 c 290 § 8.]

**APPENDIX D:
Drug Offense Included within Each Seriousness Level - RCW 9.94A.518**

| LEVEL | DRUG OFFENSES |
|-------|--|
| III | Any felony offense under chapter 69.50 RCW with a deadly weapon special verdict under RCW 9.94A.602 |
| | Controlled Substance Homicide (RCW 69.50.415) |
| | Delivery of imitation controlled substance by person eighteen or over to person under eighteen (RCW 69.52.030(2)) |
| | Involving a minor in drug dealing (RCW 69.50.4015) |
| | Manufacture of methamphetamine (RCW 69.50.401(2)(b)) |
| | Over 18 and deliver heroin, methamphetamine, a narcotic from Schedule I or II, or flunitrazepam from Schedule IV to someone under 18 (RCW 69.50.406) |
| | Over 18 and deliver narcotic from Schedule III, IV, or V or a nonnarcotic, except flunitrazepam or methamphetamine, from Schedule I-V to someone under 18 and 3 years junior (RCW 69.50.406) |
| | Possession of Ephedrine, Pseudoephedrine, or Anhydrous Ammonia with intent to manufacture methamphetamine. (RCW 69.50.440) |
| | Selling for profit (controlled or counterfeit) any controlled substance (RCW 69.50.410) |
| II | Create, deliver, or possess a counterfeit controlled substance (RCW 69.50.4011) |
| | Deliver or possess with intent to deliver methamphetamine (RCW 69.50.401(2)(b)) |
| | Delivery of a material in lieu of a controlled substance (RCW 69.50.4012) |
| | Maintaining a Dwelling or Place for Controlled Substances (RCW 69.50.402(1)(f)) |
| | Manufacture, deliver, or possess with intent to deliver amphetamine (RCW 69.50.401(2)(b)) |
| | Manufacture, deliver, or possess with intent to deliver narcotics from Schedule I or II or flunitrazepam from Schedule IV (RCW 69.50.401(2)(a)) |
| | Manufacture, deliver, or possess with intent to deliver narcotics from Schedule III, IV, or V or nonnarcotics from Schedule I-V (except marijuana, amphetamine, methamphetamines, or flunitrazepam) (RCW 69.50.401(2) (c) through (e)) |
| | Manufacture, distribute, or possess with intent to distribute an imitation controlled |

| LEVEL | DRUG OFFENSES |
|-------|---|
| | substance (RCW 69.52.030(1)) |
| I | Forged Prescription (RCW 69.41.020) |
| | Forged Prescription for a Controlled Substance (RCW 69.50.403) |
| | Manufacture, deliver, or possess with intent to deliver marijuana (RCW 69.50.401(2)(c)) |
| | Possess Controlled Substance that is a Narcotic from Schedule III, IV, or V or Nonnarcotic from Schedule I-V (RCW 69.50.4013) |
| | Possession of Controlled Substance that is either heroin or narcotics from Schedule I or II (RCW 69.50.4013) |
| | Unlawful Use of Building for Drug Purposes (RCW 69.53.010) |

[2003 c 53 § 57; 2002 c 290 § 9.]