

**STATISTICAL SUMMARY OF  
ADULT FELONY SENTENCING  
FISCAL YEAR 2018**



**State of Washington  
Caseload Forecast Council  
P.O. Box 40962  
Olympia, WA 98504-0962**

**(360) 664-9380  
[www.cfc.wa.gov](http://www.cfc.wa.gov)**

**December 2018**



# State of Washington

## Caseload Forecast Council

**Rep. Derek Stanford, Chair**  
Washington State Representative

**David Schumacher, Vice Chair**  
Director,  
Office of Financial Management

**Sen. Jeannie Darneille**  
Washington State Senator

**Sen. John Braun**  
Washington State Senator

**Cheryl Strange**  
Secretary,  
Department of Social and Health Services

**Rep. Bruce Chandler**  
Washington State Representative

## Council Staff

**Elaine Deschamps, PhD**  
Executive Director

**Kathleen Turnbow**  
Confidential Secretary

**Erik Cornellier, JD, MPA**  
Deputy Director

**Gongwei Chen, PhD**  
Senior Forecaster

**Paula Moore, MPA**  
Senior Forecaster

**Ed Vukich**  
Senior Criminal Justice Policy Analyst

**Shidong Zhang, PhD**  
Senior Forecaster

**Van Nguyen**  
Research Analyst

**Duc Luu**  
Database and Sentencing  
Administration Manager

**Jennifer Jones**  
Research Analyst



# TABLE OF CONTENTS

<b>PREFACE</b> .....	vii
<b>EXECUTIVE SUMMARY</b> .....	x

## AVERAGE SENTENCE LENGTHS

Table 1A. Average Sentence Length by Crime Type .....	11
Table 1B. Average Sentence Length by Forecasting Crime Type .....	12
Table 1C. Racial Distribution and Sentence Type by Forecasting Crime Type (New).....	13
Table 2. Average Sentence Length Imposed by Offense.....	14

## NUMBER OF SENTENCES

Table 3A. Sentencing Grid Frequencies .....	25
Table 3B. Drug Sentencing Grid Frequencies .....	26
Table 4. Number of Sentences for Violent and Nonviolent Offenses by Facility Type and County .....	27
Table 5. Percentage of Sentences for Violent and Nonviolent Offenses by Facility Type and County .....	28
Table 6. VUCSA Dealing and Non-dealing Sentences by County.....	29
Table 7. Sentences with a Deadly Weapon Finding .....	30
Table 8. Sentences with a Sexual Motivation Finding.....	31
Table 9. Type of Verdict Imposed by Crime Type.....	32

## SENTENCE DEPARTURES

Table 10. Sentence Departures by Type and Direction .....	33
Table 11. Sentence Departures by Type and Offense .....	34
Table 12. Length of Sentence Relative to Standard Range.....	47

## PERSISTENT OFFENDERS

Table 13. Average Sentence of "Most Serious Offenders" by County .....	56
Table 14A. "Persistent Offender" Sentences by County .....	57
Table 14B. Details in Persistent Offenders' Sentences FY2018 .....	58

## EXCEPTIONAL SENTENCES

Table 15. Mitigated Exceptional Sentence Reasons .....	62
Table 16. Aggravated Exceptional Sentence Reasons .....	63
Table 17. Within Standard Range Exceptional Sentence Reasons .....	64

## SEX OFFENDER SENTENCING UNDER RCW 9.94A.507

Table 18. "Determinate Plus" Sex Offense Sentences by County .....	66
Table 19. Sentences with Domestic Violence by County .....	67
Table 20. Age of Offenders by County.....	68
Table 21. Sentences with Prior Juvenile Conviction by County.....	69
Table 22. Crimes Against Person by County.....	70
Table 23. Sentences of Juvenile Declined to Adult Court.....	71

**SENTENCING TRENDS FROM FY2005 TO FY2018**

Graphs. Total Felony Judgement and Sentences..... 73  
Average Sentence Length ..... 73  
Ratio of Prison Sentences to All Felony Sentences ..... 74  
Percentage of Violent Sentences in Jail and in Prison..... 74  
Sentences by Crime Categories ..... 75  
Sentences with First-Time Offender Waiver ..... 76  
Persistent Offenders’ Sentences..... 76  
VUCSA..... 77  
Alternatives Sentences..... 77  
Sentences with Exceptional Reasons ..... 78  
Ratio of Sentences with Exceptional Reasons to All Sentences..... 78

**APPENDICES**

Appendix A. Adult Felony Sentencing Grid..... 80  
Appendix B. Offenses Included Within Each Seriousness Level ..... 81  
Appendix C. Drug Offense Sentencing Grid ..... 91  
Appendix D. Drug Offenses Included Within Each Seriousness Level..... 92

## PREFACE

This report summarizes the 25,171 Washington State adult felony sentences imposed from July 1, 2017 through June 30, 2018 (Fiscal Year 2018). The tables in this report were generated from the Council's database, which includes data on all Sentencing Reform Act (SRA) offenders sentenced during Fiscal Year 2018.

### *Washington State Sentencing Guidelines*

Washington is a presumptive sentencing guidelines state. Under the Washington Law<sup>1</sup>, offenders convicted of felonies are sentenced to a determinate term of confinement within a presumptive standard range unless a sentencing alternative or exceptional sentence outside the standard range is imposed. The 25,171 sentences imposed in FY2018 represent a 0.1 percent decrease over FY2017.

### *Presumptive Standard Range Sentences*

The majority of Washington felony sentences are within the “standard range.” The appropriate presumptive range is determined by reference to the seriousness of the current offense, the number and type of the offender’s prior offenses and other current offenses. In FY2018, most of the felony sentences (80.8 percent) were within the standard range.

The presumptive standard range may be increased by sentence enhancements. The legislature has created sentence enhancements for felony traffic crimes involving intoxication, crimes involving a deadly weapon, and certain drug-related crimes.

Standard range sentences are not appealable.

### *Sentencing Alternatives*

Several alternatives to standard range sentences are available for some offenders. In FY2018, 17.4 percent of sentences were ordered using alternatives to the standard range.

- The First-time Offender Waiver (FTOW) is available for non-violent first time felony offenders, who have not committed sex and drug offenses, in which the standard range sentence may be waived. Using this alternative, a sentencing judge imposing an FTOW waives the standard range sentence and as an alternative imposes up to 90 days in jail, up to twelve months or six months of community supervision, and several other non-offense related conditions, such as community based treatment.
- The Special Sex Offender Sentencing Alternative (SSOSA) is available for the sentencing of sex offenders with no prior felony sex convictions. The alternative is limited to sex offenders whose current offenses do not include a serious violent offense with a sexual motivation finding: Rape 1, Attempted Rape 1, or Rape 2. Offenders must also have a current offense

---

<sup>1</sup> Sentencing Reform Act (SRA) of 1981, as amended, RCW 9.94A *et seq.*

and criminal history that permits the court to impose a standard range sentence of less than eleven years confinement.

A person sentenced under SSOSA receives a suspended sentence within the standard range, a jail term of up to twelve months, and conditions of the sentence that may include inpatient and/or outpatient treatment.

- The Drug Offender Sentencing Alternative (DOSA) is available for certain chemically dependent offenders. This alternative permits departure from standard range sentencing and results in a reduction of confinement time for eligible offenders combined with intensive treatment.

An offender is eligible for a DOSA alternative if:

- The maximum of the standard sentence range for the current offense is greater than one year,
- The current offense is not a violent offense, not a sex offense, does not have a weapon enhancement, not a felony driving while under the influence of intoxicating liquor or any drug under RCW 46.61.502(6), not a felony physical control of a vehicle while under the influence of intoxicating liquor or any drug under RCW 46.61.504(6),
- If the current offense constitutes a violation under the Uniform Controlled Substance Act, the court must determine that the offense involved a small quantity of the controlled substance,
- No prior sex offenses,
- No prior violent offenses within ten years of the current offense.

There are two DOSA options available to the court for eligible offenders, depending on the length of the offender's standard range:

- i. Prison-based DOSA alternative: The court may impose a prison-based DOSA sentence on any eligible offender consisting of a period of total confinement in a state facility for one-half the midpoint of the standard sentence range or twelve months, whichever is greater and one-half the midpoint of the standard sentence range as a term of community custody, which must include appropriate substance abuse treatment in a program that has been approved by the Division of Behavioral Health and Recovery within the Department of Social and Health Services.
  - ii. Residential DOSA alternative: If the midpoint of the standard range is twenty-four months or less, the court may impose a residential DOSA sentence consisting of a term of community custody equal to one-half the midpoint of the standard sentence range or two years, whichever is greater, conditioned on the offender entering and remaining in residential chemical dependency treatment certified under chapter 70.96A RCW for a period set by the court between three and six months.
- The Parenting Sentencing Alternative (or Family Offender Sentencing Alternative) is available for the sentencing of an offender who has physical custody of his or her minor child



or is a legal guardian or custodian with physical custody of a child under the age of eighteen at the time of the current offense.

An offender is eligible if the high end of the standard sentence range for the current offense is greater than one year, and the offender:

- has no prior or current conviction for a felony sex offense or violent offense,
- has not been found by the United States attorney general to be subject to a deportation detainer or order and does not become subject to a deportation order during the period of the sentence; and
- signs release of information waivers required to allow information regarding current or prior child welfare cases to be shared with the department and the court.

Under this alternative, the sentencing judge may waive imposition of a sentence within the standard range and impose a sentence consisting of twelve months of community custody.

### *Exceptional Sentences*

Finally, the court may order an “exceptional” sentence that is outside the standard range of confinement or includes conditions not allowed as part of a standard range sentence when either substantial and compelling aggravating or mitigating factors exist. 6.7 percent (1,691) of felony sentences in FY2018 were exceptional sentences.

Exceptional sentences are more likely (60.6 percent) to reduce the term of confinement to below the standard range than to increase it above the range (21.3 percent).

A small number of “within the range” exceptional sentences are ordered each year, typically to require community supervision beyond the amount allowed under the standard range or to require treatment in situations where such treatment may not be required as part of a standard range sentence. 18 percent (305) of FY2018 exceptional sentences fell within the standard sentence range.

Exceptional sentences may be appealed by the defense or by the prosecution and defendants have a right to a jury trial on aggravating factors.

Comments or questions may be directed to the Council at:

Duc Luu  
Caseload Forecast Council  
P.O. Box 40962  
Olympia, WA 98504-0962

(360) 664-9377  
Duc.Luu@cfc.wa.gov

## EXECUTIVE SUMMARY<sup>2</sup>

- In FY18, the total number of felony sentences imposed in Washington decreased 0.1%, from 25,186 sentences in FY17 to 25,171 sentences in FY18.
- Changes in the rate and number of sentences imposed between FY17 and FY18 are summarized as follows:

+2.6 % Robbery (from 505 to 518)	+1.5 % Drug (from 7,134 to 7,240)
-3.6 % Property (from 8,924 to 8,607)	-2.0 % Manslaughter (from 98 to 96)
+1.5 % Assault (from 4,718 to 4,790)	-4.3 % Murder (from 115 to 110)
+3.0% Sex (from 1,005 to 1,035)	+2.6% Other Felony (from 2,492 to 2,558)
+ 11.3% Failure to Register as Sex Offender (from 195 to 217)	
- In FY18, 6 offenders were sentenced to life in prison as persistent offenders under the “three strikes” provision of RCW 9.94A.030 (37)(a). In addition, 2 sex offenders were sentenced to life in prison under the “two-strike” provision of RCW 9.94A.30 (37)(b). The 8 new persistent offender sentences imposed in FY18 resulted in a decrease of 42.9% from the 14 sentences in FY17.
- The percentage of felony sentences that resulted in a prison sentence decreased slightly from 37.0% in FY17 to 36.5% in FY18.
- The average prison sentence in FY18 was 40.1 months, down from 41.0 months in FY17. The average jail sentence length in FY18 was 3.1 months, down 3.2 months in FY2017. Overall, the average sentence length of all felony sentences decreased from 17.0 months in FY17 to 16.4 months in FY18.
- In FY18, the number of sentences imposed for Violations of the Uniform Controlled Substances Act (VUCSA) increased by 1.5% from the previous year. The number of sentences for “dealing” offenses decreased by 7.7% and the number of sentences for “non-dealing” offenses increased by 3.5%.
- The number of First-time Offender Waivers (FTOW) granted slightly decreased from 1,703 in FY17 to 1,689 in FY18, a 0.8% decrease. Approximately 52.1% of FTOWs were below the standard range minimum, and 47.5% were within the standard range.
- The number of Special Sex Offender Sentencing Alternative (SSOSA) sentences imposed by the court increased from 76 in FY17 to 80 in FY18, a 5.3% increase.
- The number of Drug Offender Sentencing Alternative (DOSAs) sentences imposed by the court decreased from 2,666 sentences in FY17 to 2,574 in FY18, a decrease of 3.5%. Among 2,574 DOSA sentences, there were 1,610 Prison-based DOSA sentences and 964 Residential DOSA sentences.

---

<sup>2</sup> The numbers of sentences referenced in this report are as of December 3, 2018. These are subject to change as missing sentencing data becomes available.

## Table 1A. Average Sentence Length by Crime Type Fiscal Year 2018

*(comparable to Table 1 in reports from FY2008 to FY2017)*

CATEGORY	PRISON SENTENCE		JAIL SENTENCE		OTHER SENTENCE	TOTAL
	Number	Months	Number	Months	Number	Number
Assault	2,000	42.8	2,585	4.1	204	4,789
Assault [Life]	1	Life	0	n.a.	0	1
Drug	1,714	26.9	4,954	2.7	572	7,240
Failure To Register As Sex Offender	12	21.5	200	2.2	5	217
Manslaughter	91	101.6	5	6.4	0	96
Murder 1	33	413.3	0	n.a.	0	33
Murder 1 [Life]	4	Life	0	n.a.	0	4
Murder 2	71	249.6	0	n.a.	0	71
Murder 2 [Life]	2	Life	0	n.a.	0	2
Other Felony	768	27.2	1,675	3.0	115	2,558
Property	3,262	29.4	4,678	2.8	666	8,606
Property [Life]	1	Life	0	n.a.	0	1
Robbery	385	58.5	128	6.1	4	517
Robbery [Life]	1	Life	0	n.a.	0	1
Sex	836	66.7	188	6.5	8	1,032
Sex [Life]	3	Life	0	n.a.	0	3
<b>TOTAL</b>	<b>9,184</b>	<b>40.1</b>	<b>14,413</b>	<b>3.1</b>	<b>1,574</b>	<b>25,171</b>
<b>Percentage</b>	<b>36.5%</b>		<b>57.3%</b>		<b>6.3%</b>	<b>100.0%</b>

NOTE 1: Calculations of average sentence length exclude life/death sentences.

NOTE 2: The above categories are those used by the Caseload Forecast Council for analyzing purposes and are not identical to classifications under the Sentencing Reform Act. For example, the sex categories include pornography and prostitution offenses, which are not classified as sex offenses per se under the Sentencing Reform Act.

NOTE 3: The data reported above for the categories of "assault" and "other" are not comparable to reports prior to FY02. In FY02 the crime categories were revised to more closely match those used by the Department of Corrections and the Caseload Forecast Council. A number of crimes previously reported in the category "other" were re-categorized under "assault".

NOTE 4: The category "Sex" is not comparable to reports prior to FY08 because that category now includes offenses in any forecasting category that were committed with sexual motivation, subsequent offenses of Failure to Register as Sex Offenders, and excludes the offenses of First-Time Failure to Register as Sex Offenders.

NOTE 5: Other sentence includes non-confinement sentences such as residential drug offender sentencing alternative.

**Table 1B. Average Sentence Length by Forecasting Crime Type  
Fiscal Year 2018**

FORECASTING CATEGORY	PRISON SENTENCE		JAIL SENTENCE		OTHER SENTENCE	TOTAL
	Number	Months	Number	Months	Number	Number
Assault	2,026	42.7	2,588	4.1	204	4,818
Assault [Life]	1	Life	0	n.a.	0	1
Drug	1,715	27.0	4,954	2.7	572	7,241
Failure To Register As Sex Offender	12	21.5	200	2.2	5	217
Manslaughter	91	101.6	5	6.4	0	96
Murder 1	34	415.2	0	n.a.	0	34
Murder 1 [Life]	4	Life	0	n.a.	0	4
Murder 2	71	249.6	0	n.a.	0	71
Murder 2 [Life]	2	Life	0	n.a.	0	2
Other Felony	768	27.2	1,675	3.0	115	2,558
Property	3,269	29.5	4,679	2.8	666	8,614
Property [Life]	1	Life	0	n.a.	0	1
Robbery	385	58.5	128	6.1	4	517
Robbery [Life]	1	Life	0	n.a.	0	1
Sex	801	67.3	184	6.5	8	993
Sex [Life]	3	Life	0	n.a.	0	3
<b>TOTAL</b>	<b>9,184</b>	<b>40.1</b>	<b>14,413</b>	<b>3.1</b>	<b>1,574</b>	<b>25,171</b>
<b>Percentage</b>	<b>36.5%</b>		<b>57.3%</b>		<b>6.3%</b>	<b>100.0%</b>

NOTE 1: Calculations of average sentence length exclude life/death sentences.

NOTE 2: The above categories are those used by the Caseload Forecast Council for analyzing purposes and are not identical to classifications under the Sentencing Reform Act. For example, the sex categories include pornography and prostitution offenses, which are not classified as sex offenses per se under the Sentencing Reform Act.

NOTE 3: The category "Sex" does not include offenses in any forecasting category that were committed with sexual motivation, and excludes the offenses of Failure to Register as Sex Offenders.

NOTE 4: Other sentence includes non-confinement sentences such as residential drug offender sentencing alternative.

**Table 1C. Racial Distribution and Sentence Type by Forecasting Crime Type**  
**Fiscal Year 2018**  
*(New since FY2014)*

FORECASTING CATEGORY	PRISON SENTENCE						JAIL SENTENCE						OTHER SENTENCE						TOTAL
	AF	AP	CA	HI	NA	UK	AF	AP	CA	HI	NA	UK	AF	AP	CA	HI	NA	UK	
Assault	437	63	1,262	196	65	3	447	104	1,673	280	65	18	36	16	124	23	5	-	4,818
Assault [Life]	1	-	-	-	-	-	-	-	-	-	-	-	-	-	-	-	-	-	1
Drug	202	49	1,271	142	50	1	448	144	3,831	356	166	9	80	18	409	45	17	3	7,241
Failure To Register As Sex Offender	1	-	10	1	-	-	32	4	149	10	5	-	1	-	3	-	1	-	217
Manslaughter	11	4	62	9	4	1	1	-	4	-	-	-	-	-	-	-	-	-	96
Murder 1	5	1	21	6	1	-	-	-	-	-	-	-	-	-	-	-	-	-	34
Murder 1 [Life]	-	-	3	1	-	-	-	-	-	-	-	-	-	-	-	-	-	-	4
Murder 2	15	4	35	11	5	1	-	-	-	-	-	-	-	-	-	-	-	-	71
Murder 2 [Life]	1	-	1	-	-	-	-	-	-	-	-	-	-	-	-	-	-	-	2
Other Felony	120	9	531	67	41	-	216	41	1,224	132	55	7	15	3	89	3	4	1	2,558
Property	397	108	2,523	139	99	3	506	162	3,438	353	194	26	70	31	498	41	23	3	8,614
Property [Life]	-	-	1	-	-	-	-	-	-	-	-	-	-	-	-	-	-	-	1
Robbery	97	24	210	30	21	3	38	2	77	4	7	-	1	-	3	-	-	-	517
Robbery [Life]	1	-	-	-	-	-	-	-	-	-	-	-	-	-	-	-	-	-	1
Sex	84	22	583	85	24	3	13	4	145	15	6	1	-	1	5	1	-	1	993
Sex [Life]	-	-	2	1	-	-	-	-	-	-	-	-	-	-	-	-	-	-	3
<b>TOTAL</b>	<b>1,372</b>	<b>284</b>	<b>6,515</b>	<b>688</b>	<b>310</b>	<b>15</b>	<b>1,701</b>	<b>461</b>	<b>10,541</b>	<b>1,150</b>	<b>498</b>	<b>61</b>	<b>203</b>	<b>69</b>	<b>1,131</b>	<b>113</b>	<b>50</b>	<b>8</b>	<b>25,171</b>

AF: African American; AP: Asian/Pacific Islander; CA: Caucasian; HI: Hispanic; NA: Native American; UK: Unknown

NOTE 1: The above categories are those used by the Caseload Forecast Council for analyzing purposes and are not identical to classifications under the Sentencing Reform Act. For example, the sex categories include pornography and prostitution offenses, which are not classified as sex offenses per se under the Sentencing Reform Act.

NOTE 2: The category "Sex" does not include offenses in any forecasting category that were committed with sexual motivation, and excludes the offenses of Failure to Register as Sex Offenders.

NOTE 3: Other sentence includes non-confinement sentences such as residential drug offender sentencing alternative.

**Table 2. Average Sentence Length\* Imposed by Offense  
Fiscal Year 2018**

OFFENSE	PRISON			NON-PRISON **			TOTAL	
	N	%	Month	N	%	Months	N	Months
ABANDON DEPENDENT PERSONS 1 (POST 06/07/06)	0	0.0%	0.0	1	100.0%	0.0	1	0.0
ABANDON DEPENDENT PERSONS 2 (POST 06/07/06)	1	100.0%	17.0	0	0.0%	0.0	1	17.0
AGGRAVATED MURDER 1 (7/1/90-7/24/99)	1	100.0%	552.0	0	0.0%	0.0	1	552.0
AGGRAVATED MURDER 1 (POST 7/24/99)	1	100.0%	480.0	0	0.0%	0.0	1	480.0
AGGRAVATED MURDER 1 (POST 7/24/99) [Life]	3	100.0%	Life	0	0.0%	0.0	3	Life
AGGRAVATED MURDER 1 (PRE 7/1/90) [Life]	1	100.0%	Life	0	0.0%	0.0	1	Life
ALIEN IN POSSESSION OF A FIREARM	0	0.0%	0.0	10	100.0%	1.5	10	1.5
ALTERATION OR FORGERY MOTOR VEHICLE TITLE	0	0.0%	0.0	1	100.0%	1.5	1	1.5
ANIMAL CRUELTY 1	0	0.0%	0.0	9	100.0%	4.8	9	4.8
ARSON 1	10	100.0%	55.8	0	0.0%	0.0	10	55.8
ARSON 1 [Attempt]	3	100.0%	47.0	0	0.0%	0.0	3	47.0
ARSON 2	15	39.5%	27.3	23	60.5%	5.6	38	14.2
ARSON 2 [Attempt]	0	0.0%	0.0	4	100.0%	8.8	4	8.8
ASSAULT 1 (POST 7/1/90)	74	100.0%	189.4	0	0.0%	0.0	74	189.4
ASSAULT 1 (POST 7/1/90) [Attempt]	1	100.0%	72.0	0	0.0%	0.0	1	72.0
ASSAULT 2 (POST 7/1/88)	381	55.3%	36.8	308	44.7%	5.9	689	23.0
ASSAULT 2 (POST 7/1/88) [Attempt]	23	43.4%	24.2	30	56.6%	4.1	53	12.9
ASSAULT 2 (POST 7/1/88) [Solicitation]	0	0.0%	0.0	1	100.0%	2.9	1	2.9
ASSAULT 2 (POST 7/1/88) [Life]	1	100.0%	Life	0	0.0%	0.0	1	Life
ASSAULT 3 (POST 7/1/88)	426	26.3%	29.6	1,195	73.7%	3.5	1,621	10.3
ASSAULT OF A CHILD 1	3	100.0%	124.0	0	0.0%	0.0	3	124.0
ASSAULT OF A CHILD 1 [Attempt]	2	100.0%	92.4	0	0.0%	0.0	2	92.4
ASSAULT OF A CHILD 2	11	91.7%	37.5	1	8.3%	9.0	12	35.1
ASSAULT OF A CHILD 2 [Attempt]	1	100.0%	28.0	0	0.0%	0.0	1	28.0
ASSAULT OF A CHILD 3	9	20.9%	16.2	34	79.1%	3.1	43	5.9
ATTEMPTING TO ELUDE PURSUING POLICE VEHICLE	206	36.0%	20.9	367	64.0%	2.7	573	9.2
BAIL JUMP WITH CLASS A (POST 7/89)	3	100.0%	27.7	0	0.0%	0.0	3	27.7
BAIL JUMP WITH CLASS B OR C (POST 7/89)	166	41.0%	28.1	239	59.0%	3.2	405	13.4
BRIBING A WITNESS	2	100.0%	48.0	0	0.0%	0.0	2	48.0
BURGLARY 1	89	98.9%	59.7	1	1.1%	9.0	90	59.2
BURGLARY 1 [Attempt]	6	85.7%	49.8	1	14.3%	6.0	7	43.6
BURGLARY 2 (NONDWELLING - POST 7/90)	467	42.2%	29.4	640	57.8%	3.1	1,107	14.2

NOTE:

\* Calculations of average sentence length exclude life/death sentences.

\*\* Non-prison includes non-confinement sentences as well as jail sentences

OFFENSE	PRISON			NON-PRISON **			TOTAL	
	N	%	Month	N	%	Months	N	Months
BURGLARY 2 (NONDWELLING - POST 7/90) [Attempt]	43	37.7%	26.8	71	62.3%	2.8	114	11.9
BURGLARY 2 (NONDWELLING - POST 7/90) [Conspiracy]	1	100.0%	24.8	0	0.0%	0.0	1	24.8
BUSINESS OF CIGARETTE W/O LICENSE	0	0.0%	0.0	1	100.0%	0.4	1	0.4
CHILD MOLEST 1 (7/90 - 8/31/01)	1	100.0%	89.0	0	0.0%	0.0	1	89.0
CHILD MOLEST 1 (PRE 7/90)	1	100.0%	27.0	0	0.0%	0.0	1	27.0
CHILD MOLEST 1 <18 (POST 8/31/01)	3	100.0%	95.3	0	0.0%	0.0	3	95.3
CHILD MOLEST 1 <18 (POST 8/31/01) [Attempt]	2	100.0%	31.1	0	0.0%	0.0	2	31.1
CHILD MOLEST 1 <18 FOR/FEE (POST 07/22/07)	0	0.0%	0.0	1	100.0%	0.0	1	0.0
CHILD MOLEST 1 >17 (POST 8/31/01) (.712)	96	99.0%	70.1	1	1.0%	12.0	97	69.5
CHILD MOLEST 1 >17 (POST 8/31/01) (.712) [Attempt]	6	100.0%	36.2	0	0.0%	0.0	6	36.2
CHILD MOLEST 1 >17 (POST 8/31/01) (.712) [Conspiracy]	1	100.0%	54.0	0	0.0%	0.0	1	54.0
CHILD MOLEST 1 >17 (POST 8/31/01) (.712) [Life]	2	100.0%	Life	0	0.0%	0.0	2	Life
CHILD MOLEST 2 (POST 7/90)	85	86.7%	52.2	13	13.3%	6.3	98	46.1
CHILD MOLEST 2 (POST 7/90) [Attempt]	6	50.0%	30.5	6	50.0%	9.3	12	19.9
CHILD MOLEST 3 (POST 7/90)	18	51.4%	57.8	17	48.6%	8.2	35	33.7
COLLECTION OF UNLAWFUL DEBT	0	0.0%	0.0	1	100.0%	1.5	1	1.5
COMMER SEX ABUSE - PROMOTING TRAVEL	0	0.0%	0.0	1	100.0%	4.3	1	4.3
COMMER SEX ABUSE A MINOR (POST 06/10/2010)	13	100.0%	82.2	0	0.0%	0.0	13	82.2
COMMERCIAL FISHING W/O A LICENSE - 1ST	0	0.0%	0.0	2	100.0%	0.6	2	0.6
COMMUNICATION WITH A MINOR (POST 7/86)	16	29.1%	39.6	39	70.9%	5.0	55	15.1
COMPUTER TRESPASS 1	0	0.0%	0.0	2	100.0%	0.8	2	0.8
CONTROLLED SUBSTANCE HOMICIDE (POST 7/89) - 1ST OFF	1	100.0%	42.0	0	0.0%	0.0	1	42.0
CRE DEL POS COUNTERFEIT CTRL SUBS NARC 1ST OFF	1	33.3%	12.0	2	66.7%	1.5	3	5.0
CRE DEL POS COUNTERFEIT CTRL SUBS NARC SUBSEQ	1	100.0%	20.0	0	0.0%	0.0	1	20.0
CRIMINAL IMPERSONATION 1	4	1.4%	14.0	273	98.6%	2.2	277	2.4
CRIMINAL MISCHIEF (previously RIOT)	7	3.0%	16.3	227	97.0%	2.9	234	3.3
CRIMINAL MISTREATMENT 1 (POST 06/07/06)	2	100.0%	75.0	0	0.0%	0.0	2	75.0
CRIMINAL MISTREATMENT 2 (POST 06/07/06)	3	60.0%	24.7	2	40.0%	7.5	5	17.8
CRIMINAL SABOTAGE	0	0.0%	0.0	1	100.0%	0.0	1	0.0
CRIMINAL TRESPASS AGAINST CHILD	1	25.0%	48.0	3	75.0%	0.6	4	12.4
CUSTODIAL ASSAULT (POST 7/89)	21	60.0%	24.3	14	40.0%	4.9	35	16.5
CUSTODIAL INTERFERENCE 1	0	0.0%	0.0	1	100.0%	5.0	1	5.0
CUSTODIAL SEXUAL MISCONDUCT 1	0	0.0%	0.0	1	100.0%	9.0	1	9.0
CYBERSTALKING	3	37.5%	21.6	5	62.5%	3.6	8	10.3

NOTE:

\* Calculations of average sentence length exclude life/death sentences.

\*\* Non-prison includes non-confinement sentences as well as jail sentences

OFFENSE	PRISON			NON-PRISON **			TOTAL	
	N	%	Month	N	%	Months	N	Months
DEALING DEPICTIONS A MINOR 1ST DEGREE (POST 06/10/2010)	8	100.0%	62.5	0	0.0%	0.0	8	62.5
DEALING DEPICTIONS A MINOR 2ND DEGREE (POST 06/10/2010)	1	12.5%	60.0	7	87.5%	6.4	8	13.1
DEFRAUDING A PUBLIC UTILITY 1	0	0.0%	0.0	2	100.0%	0.0	2	0.0
DEFRAUDING INNKEEPER, OVER \$75	0	0.0%	0.0	3	100.0%	1.6	3	1.6
DEL MATERIAL IN LIEU OF CONTROLLED SUBSTANCE (POST 7/89) - 1ST OFF [Attempt]	0	0.0%	0.0	1	100.0%	9.0	1	9.0
DEL MATERIAL IN LIEU OF CONTROLLED SUBSTANCE (POST 7/89) - 1ST OFF [Conspiracy]	0	0.0%	0.0	1	100.0%	2.0	1	2.0
DEL POS W/I METH - 1ST OFFENSE (POST 6/30/98)	253	80.6%	42.4	61	19.4%	1.5	314	34.5
DEL POS W/I METH - 1ST OFFENSE (POST 6/30/98) [Attempt]	0	0.0%	0.0	18	100.0%	6.5	18	6.5
DEL POS W/I METH - 1ST OFFENSE (POST 6/30/98) [Conspiracy]	1	1.6%	12.0	61	98.4%	3.3	62	3.4
DEL POS W/I METH - 1ST OFFENSE (POST 6/30/98) [Solicitation]	4	80.0%	50.0	1	20.0%	9.0	5	41.8
DEL POS W/I METH - 2ND OFFENSE (POST 6/30/98)	28	96.6%	58.5	1	3.4%	3.2	29	56.6
DEL POS W/I METH - 2ND OFFENSE (POST 6/30/98) [Attempt]	0	0.0%	0.0	1	100.0%	6.0	1	6.0
DEL POS W/I METH - 2ND OFFENSE (POST 6/30/98) [Solicitation]	1	100.0%	45.0	0	0.0%	0.0	1	45.0
DEL POS W/I METH - SCHOOL ZONE (POST 6/30/98)	34	97.1%	64.6	1	2.9%	0.0	35	62.7
DEL S I/II NARC/FLUNT/METH MINOR - OVER 18 YRS OLD (POST 07/01/2004)	1	100.0%	124.0	0	0.0%	0.0	1	124.0
DELIVERY OF FIREARM TO INELIGIBLE PERSON	0	0.0%	0.0	20	100.0%	1.1	20	1.1
DISARMING A LAW ENFORCEMENT OR CORRECTIONAL OFFICER	0	0.0%	0.0	2	100.0%	0.0	2	0.0
DOMESTIC VIOLENCE COURT ORDER VIOLATION (POST 6/30/00)	438	70.1%	27.7	187	29.9%	3.7	625	20.5
DRIVE-BY SHOOTING (POST 6/30/97)	35	100.0%	44.0	0	0.0%	0.0	35	44.0
DRIVER LICENSE FORGED/ MANUFACTURE/SALE/DELIVER	0	0.0%	0.0	1	100.0%	5.0	1	5.0
DRIVING UNDER THE INFLUENCE (FELONY) (06/09/2016-07/22/2017)	30	75.0%	36.1	10	25.0%	6.9	40	28.8
DRIVING UNDER THE INFLUENCE (FELONY) (07/01/2007-06/08/2016)	11	91.7%	47.4	1	8.3%	8.0	12	44.1
DRIVING UNDER THE INFLUENCE (FELONY) (POST 07/23/2017)	64	82.1%	26.3	14	17.9%	8.3	78	23.1
ELUDING A LAW ENFORCEMENT VESSEL	1	25.0%	12.0	3	75.0%	4.9	4	6.7

NOTE:

\* Calculations of average sentence length exclude life/death sentences.

\*\* Non-prison includes non-confinement sentences as well as jail sentences



OFFENSE	PRISON			NON-PRISON **			TOTAL	
	N	%	Month	N	%	Months	N	Months
ENDANGERMENT WITH A CONTROLLED SUBSTANCE	2	40.0%	21.4	3	60.0%	1.0	5	9.2
ESCAPE 1	22	91.7%	28.3	2	8.3%	2.4	24	26.1
ESCAPE 1 [Attempt]	0	0.0%	0.0	1	100.0%	11.3	1	11.3
ESCAPE 2	54	64.3%	24.6	30	35.7%	4.7	84	17.5
ESCAPE 3 (SUBSEQUENT)	1	20.0%	28.0	4	80.0%	5.4	5	10.0
ESCAPE FROM COMMUNITY CUSTODY (POST 6/11/92)	8	3.1%	12.0	247	96.9%	1.9	255	2.2
EXPLOSIVES - LICENSING VIOLATION	0	0.0%	0.0	2	100.0%	2.1	2	2.1
EXTORTION 1	3	60.0%	39.7	2	40.0%	6.0	5	26.2
EXTORTION 2	1	11.1%	22.0	8	88.9%	4.6	9	6.5
EXTORTIONATE EXTENSIONS OF CREDIT	1	100.0%	90.0	0	0.0%	0.0	1	90.0
FAILURE TO REGISTER AS KIDNAPPER - POST 7/24/99	0	0.0%	0.0	11	100.0%	2.6	11	2.6
FAILURE TO REGISTER AS SEX OFFENDER - POST 7/24/99	12	5.5%	21.5	205	94.5%	2.2	217	3.2
FAILURE TO REGISTER AS SEX OFFENDER 2+ (POST 06/07/06)	83	79.0%	24.8	22	21.0%	5.0	105	20.6
FAILURE TO REGISTER AS SEX OFFENDER 3+ (POST 06/10/2010)	102	86.4%	34.7	16	13.6%	8.3	118	31.2
FAILURE TO REGISTER AS SEX OFFENDER 3+ (POST 06/10/2010) [Attempt]	6	66.7%	27.4	3	33.3%	8.1	9	21.0
FALSE STATEMENT DEPT REVENUE	0	0.0%	0.0	2	100.0%	0.3	2	0.3
FALSE VERIFICATION FOR WELFARE	0	0.0%	0.0	5	100.0%	0.6	5	0.6
FOOD FISH/SHELLFISH COMMERCIAL VIOLATION	0	0.0%	0.0	3	100.0%	4.3	3	4.3
FOOD STAMPS - TRAFFICKING	1	50.0%	22.0	1	50.0%	0.0	2	11.0
FOOD STAMPS - UNLAWFUL REDEMPTION	0	0.0%	0.0	3	100.0%	2.2	3	2.2
FORGED PRESCRIP - VUCSA - 1ST OFFENSE	6	20.0%	21.0	24	80.0%	1.6	30	5.5
FORGED PRESCRIP - VUCSA - 1ST OFFENSE [Attempt]	0	0.0%	0.0	1	100.0%	0.3	1	0.3
FORGED PRESCRIP - VUCSA - 1ST OFFENSE [Conspiracy]	0	0.0%	0.0	1	100.0%	1.4	1	1.4
FORGERY	93	20.7%	18.8	356	79.3%	2.1	449	5.6
FRAUDULENT FILING VEHICLE REPORT SALE 1	0	0.0%	0.0	1	100.0%	1.5	1	1.5
FRAUDULENT SPECIALIZED FOREST PRODUCT PERMIT	0	0.0%	0.0	2	100.0%	2.5	2	2.5
HARASSMENT	96	23.4%	28.6	314	76.6%	3.2	410	9.1
HARMING A POLICE DOG	0	0.0%	0.0	1	100.0%	3.0	1	3.0
HAZARDOUS WASTE MISMANAGMNT PROP ENDANGERED	0	0.0%	0.0	1	100.0%	1.0	1	1.0
HIT AND RUN - DEATH (POST 7/21/01)	4	80.0%	49.8	1	20.0%	3.0	5	40.5
HIT AND RUN - INJURY (POST 6/7/00)	38	48.1%	27.5	41	51.9%	2.1	79	14.3

NOTE:

\* Calculations of average sentence length exclude life/death sentences.

\*\* Non-prison includes non-confinement sentences as well as jail sentences

OFFENSE	PRISON			NON-PRISON **			TOTAL	
	N	%	Month	N	%	Months	N	Months
HIT AND RUN W/VESSEL	0	0.0%	0.0	1	100.0%	6.0	1	6.0
HOMICIDE BY ABUSE (POST 7/24/99)	2	100.0%	550.0	0	0.0%	0.0	2	550.0
IDENTITY THEFT 1 (POST 7/21/01)	95	74.2%	48.9	33	25.8%	3.1	128	37.1
IDENTITY THEFT 1 (POST 7/21/01) [Attempt]	3	50.0%	33.9	3	50.0%	0.3	6	17.1
IDENTITY THEFT 2 (POST 7/21/01)	316	47.9%	27.0	344	52.1%	2.7	660	14.3
ILLEGAL TRANSFER OF MOTOR VEHICLE CERTIFICATE	2	6.1%	12.0	31	93.9%	3.0	33	3.5
INCENDIARY DEVICES (POST 7/24/99)	0	0.0%	0.0	1	100.0%	8.0	1	8.0
INCEST 1	6	85.7%	56.2	1	14.3%	12.0	7	49.9
INCEST 1 [Attempt]	0	0.0%	0.0	2	100.0%	5.5	2	5.5
INCEST 2	1	50.0%	36.0	1	50.0%	6.0	2	21.0
INCITING CRIMINAL PROFITEERING	3	100.0%	67.7	0	0.0%	0.0	3	67.7
INDECENT EXPOSURE (POST 7/24/99)	4	33.3%	24.5	8	66.7%	5.9	12	12.1
INDECENT EXPOSURE (PRE 7/25/99)	2	20.0%	21.0	8	80.0%	8.8	10	11.2
INDECENT LIBERTIES - DD VICTIM (POST 7/90)	30	88.2%	48.0	4	11.8%	12.0	34	43.7
INDECENT LIBERTIES - DD VICTIM (POST 7/90) [Attempt]	0	0.0%	0.0	1	100.0%	1.7	1	1.7
INDECENT LIBERTIES BY HEALTHCARE PROVIDER	0	0.0%	0.0	2	100.0%	6.0	2	6.0
INDECENT LIBERTIES WITH FORCE (POST 8/31/01) (.712)	5	100.0%	86.0	0	0.0%	0.0	5	86.0
INDECENT LIBERTIES WITH FORCE (POST 8/31/01) (.712) [Attempt]	2	100.0%	55.9	0	0.0%	0.0	2	55.9
INSURANCE FRAUD - FALSE CLAIMS	0	0.0%	0.0	11	100.0%	1.4	11	1.4
INSURANCE FRAUD - PROP DESTRUCT/SECRET/INJURE	0	0.0%	0.0	1	100.0%	0.0	1	0.0
INTERFERENCE WITH OFFICER'S DUTIES/HOLDING HOSTAGE	1	100.0%	12.0	0	0.0%	0.0	1	12.0
INTERFERENCE WITH PERSON PERFORMING OFFICIAL DUTIES	2	22.2%	12.0	7	77.8%	5.3	9	6.8
INTIMIDATING A JUDGE	0	0.0%	0.0	1	100.0%	0.0	1	0.0
INTIMIDATING A PUBLIC SERVANT	3	42.9%	21.0	4	57.1%	2.9	7	10.7
INTIMIDATING A PUBLIC SERVANT [Attempt]	0	0.0%	0.0	1	100.0%	1.0	1	1.0
INTIMIDATING A WITNESS	7	63.6%	43.8	4	36.4%	1.5	11	28.4
INTIMIDATION WITH AN EXPLOSIVE	0	0.0%	0.0	1	100.0%	0.0	1	0.0
INTRODUCING CONTRABAND 2	1	33.3%	12.0	2	66.7%	7.5	3	9.0
KIDNAPPING 1	8	100.0%	117.6	0	0.0%	0.0	8	117.6
KIDNAPPING 1 [Attempt]	2	66.7%	86.5	1	33.3%	12.0	3	61.7
KIDNAPPING 2	7	58.3%	55.1	5	41.7%	6.0	12	34.7
KIDNAPPING 2 [Attempt]	0	0.0%	0.0	1	100.0%	6.0	1	6.0
LEADING ORGANIZED CRIME	1	100.0%	98.0	0	0.0%	0.0	1	98.0

NOTE:

\* Calculations of average sentence length exclude life/death sentences.

\*\* Non-prison includes non-confinement sentences as well as jail sentences

OFFENSE	PRISON			NON-PRISON **			TOTAL	
	N	%	Month	N	%	Months	N	Months
LOTTERY ACT VIOLATION	0	0.0%	0.0	1	100.0%	1.0	1	1.0
LOTTERY ACT VIOLATION [Attempt]	0	0.0%	0.0	1	100.0%	0.0	1	0.0
LURING OF MINOR OR DEVELOPMENTAL DISABILITY PERSON	0	0.0%	0.0	2	100.0%	5.5	2	5.5
MAIL THEFT	0	0.0%	0.0	20	100.0%	1.7	20	1.7
MAINTAIN PLACE FOR DRUGS - 1ST OFFENSE (POST 7/24/99)	1	25.0%	13.0	3	75.0%	1.0	4	4.0
MALICIOUS HARASSMENT	2	20.0%	12.0	8	80.0%	4.2	10	5.8
MALICIOUS MISCHIEF 1	13	30.2%	28.2	30	69.8%	2.2	43	10.1
MALICIOUS MISCHIEF 1 [Attempt]	0	0.0%	0.0	1	100.0%	12.0	1	12.0
MALICIOUS MISCHIEF 1 [Conspiracy]	0	0.0%	0.0	1	100.0%	12.0	1	12.0
MALICIOUS MISCHIEF 2	31	11.6%	17.5	237	88.4%	2.0	268	3.8
MALICIOUS PLACEMENT OF EXPLOSIVES 2 (POST 7/26/97)	2	100.0%	120.0	0	0.0%	0.0	2	120.0
MALICIOUS PLACEMENT OF EXPLOSIVES 3 (POST 7/26/97)	1	100.0%	36.0	0	0.0%	0.0	1	36.0
MALICIOUS PROSECUTION	0	0.0%	0.0	1	100.0%	0.1	1	0.1
MANSLAUGHTER 1 (POST 7/26/97)	19	100.0%	158.8	0	0.0%	0.0	19	158.8
MANSLAUGHTER 1 (PRE 7/27/97)	1	100.0%	41.0	0	0.0%	0.0	1	41.0
MANSLAUGHTER 2 (POST 7/26/97)	18	94.7%	82.4	1	5.3%	10.0	19	78.6
MEDICAID FRAUD	0	0.0%	0.0	1	100.0%	1.0	1	1.0
MFG DEL P W/I HER COC - SCHOOL ZONE (POST 6/30/02) (L7)	14	100.0%	73.4	0	0.0%	0.0	14	73.4
MFG DEL P W/I HER COC - SUBSEQ (POST 6/30/02) (L7)	21	100.0%	49.2	0	0.0%	0.0	21	49.2
MFG DEL P W/I HER COC - SUBSEQ (POST 6/30/02) (L7) [Attempt]	1	50.0%	12.0	1	50.0%	6.0	2	9.0
MFG DEL P W/I HER COC - SUBSEQ (POST 6/30/02) (L7) [Conspiracy]	1	9.1%	12.0	10	90.9%	3.7	11	4.5
MFG DEL P W/I HER COC - SUBSEQ (POST 6/30/02) (L7) [Solicitation]	1	100.0%	45.0	0	0.0%	0.0	1	45.0
MFG DEL P W/I HER COC (PRE 7/1/02)	1	100.0%	60.0	0	0.0%	0.0	1	60.0
MFG DEL P W/I HER CORRECTIONAL FACILITY (POST 6/30/02) (L7)	159	79.9%	37.9	40	20.1%	1.0	199	30.5
MFG DEL P W/I HER CORRECTIONAL FACILITY (POST 6/30/02) (L7) [Attempt]	6	30.0%	12.7	14	70.0%	4.2	20	6.8
MFG DEL P W/I HER CORRECTIONAL FACILITY (POST 6/30/02) (L7) [Conspiracy]	2	2.2%	24.0	87	97.8%	3.1	89	3.6
MFG DEL P W/I HER CORRECTIONAL FACILITY (POST 6/30/02) (L7) [Solicitation]	5	62.5%	29.3	3	37.5%	9.0	8	21.7
MFG DEL P W/I MARIJUANA - 1ST OFFENSE	6	6.5%	35.5	87	93.5%	1.8	93	4.0
MFG DEL P W/I MARIJUANA - 1ST OFFENSE [Attempt]	0	0.0%	0.0	1	100.0%	0.0	1	0.0

NOTE:

\* Calculations of average sentence length exclude life/death sentences.

\*\* Non-prison includes non-confinement sentences as well as jail sentences

OFFENSE	PRISON			NON-PRISON **			TOTAL	
	N	%	Month	N	%	Months	N	Months
MFG DEL P W/I MARIJUANA - 1ST OFFENSE [Conspiracy]	0	0.0%	0.0	4	100.0%	1.0	4	1.0
MFG DEL P W/I MARIJUANA - SCHOOL ZONE	1	100.0%	24.0	0	0.0%	0.0	1	24.0
MFG DEL P W/I SCH I/II NARC OR FLUNT SUBSEQ	1	100.0%	134.0	0	0.0%	0.0	1	134.0
MFG DEL P W/I SCH I/II NARC OR FLUNT-1ST OFF	131	80.9%	35.7	31	19.1%	1.0	162	29.0
MFG DEL P W/I SCH I/II NARC OR FLUNT-1ST OFF [Attempt]	0	0.0%	0.0	7	100.0%	5.6	7	5.6
MFG DEL P W/I SCH I/II NARC OR FLUNT-1ST OFF [Conspiracy]	0	0.0%	0.0	23	100.0%	2.3	23	2.3
MFG DEL POS W/I AMPHET - SCHOOL ZONE (POST 6/10/98)	2	100.0%	28.0	0	0.0%	0.0	2	28.0
MFG DEL POS W/I OTH,EXC MJ/METH/AMP/FLUN-SCHOOL ZONE (POST 6/98)	1	100.0%	40.0	0	0.0%	0.0	1	40.0
MFG METH - 1ST OFFENSE (POST 6/30/98)	2	100.0%	120.0	0	0.0%	0.0	2	120.0
MONEY LAUNDERING	2	1.8%	12.0	112	98.2%	1.9	114	2.1
MORTGAGE FRAUD [Attempt]	1	100.0%	22.3	0	0.0%	0.0	1	22.3
MURDER 1 (POST 7/24/99)	23	100.0%	435.3	0	0.0%	0.0	23	435.3
MURDER 1 (POST 7/24/99) [Attempt]	6	100.0%	298.8	0	0.0%	0.0	6	298.8
MURDER 1 (POST 7/24/99) [Conspiracy]	1	100.0%	180.0	0	0.0%	0.0	1	180.0
MURDER 2 ( POST 7/24/99)	67	100.0%	252.4	0	0.0%	0.0	67	252.4
MURDER 2 ( POST 7/24/99) [Attempt]	2	100.0%	255.0	0	0.0%	0.0	2	255.0
MURDER 2 ( POST 7/24/99) [Conspiracy]	1	100.0%	240.0	0	0.0%	0.0	1	240.0
MURDER 2 ( POST 7/24/99) [Life]	2	100.0%	Life	0	0.0%	0.0	2	Life
MURDER 2 (PRE 7/1/90)	1	100.0%	60.0	0	0.0%	0.0	1	60.0
OBTAIN SIGNATURE BY DECEPTION	0	0.0%	0.0	1	100.0%	0.1	1	0.1
ODOMETER OFFENSE	0	0.0%	0.0	1	100.0%	0.1	1	0.1
ORGANIZED RETAIL THEFT 1	5	55.6%	35.6	4	44.4%	4.7	9	21.9
ORGANIZED RETAIL THEFT 1 [Attempt]	0	0.0%	0.0	1	100.0%	3.0	1	3.0
ORGANIZED RETAIL THEFT 2	31	27.4%	27.9	82	72.6%	2.2	113	9.2
OVER 18- DELIVER CONTROLLED SUBSTANCE TO MINOR (POST 07/01/2004)	3	100.0%	45.0	0	0.0%	0.0	3	45.0
OVER 18- DELIVER CONTROLLED SUBSTANCE TO MINOR (POST 07/01/2004) [Attempt]	0	0.0%	0.0	1	100.0%	6.0	1	6.0
PERJURY 1	1	50.0%	19.0	1	50.0%	6.0	2	12.5
PERJURY 2	1	50.0%	23.0	1	50.0%	0.0	2	11.5
PERSISTENT PRISON MISBEHAVIOR	1	100.0%	13.0	0	0.0%	0.0	1	13.0
PHYSICAL CONTROL VEHICLE UNDER THE INFLUENCE (FELONY)	2	100.0%	55.5	0	0.0%	0.0	2	55.5
PHYSICAL CONTROL VEHICLE UNDER THE INFLUENCE (FELONY) POST (07/23/17)	2	100.0%	36.0	0	0.0%	0.0	2	36.0

NOTE:

\* Calculations of average sentence length exclude life/death sentences.

\*\* Non-prison includes non-confinement sentences as well as jail sentences

OFFENSE	PRISON			NON-PRISON **			TOTAL	
	N	%	Month	N	%	Months	N	Months
POSS OF A CS-BY PRISONERS	0	0.0%	0.0	55	100.0%	3.0	55	3.0
POSS OF A CS-OTHER, EXCEPT PCP, IN COR	3	100.0%	25.0	0	0.0%	0.0	3	25.0
POSS OF A CS-OTHER, EXCEPT PCP/FLUNIT	748	20.6%	16.4	2,883	79.4%	2.4	3,631	5.3
POSS OF A CS-OTHER, EXCEPT PCP/FLUNIT [Attempt]	0	0.0%	0.0	395	100.0%	2.8	395	2.8
POSS OF A CS-OTHER, EXCEPT PCP/FLUNIT [Conspiracy]	2	0.5%	18.5	437	99.5%	1.6	439	1.6
POSS OF A CS-SCHEDULE I/II IN COR FAC	4	66.7%	25.5	2	33.3%	0.0	6	17.0
POSS OF A CS-SCHEDULE I/II OR FLUNIT	261	21.1%	16.4	975	78.9%	2.4	1,236	5.3
POSS OF A CS-SCHEDULE I/II OR FLUNIT [Attempt]	0	0.0%	0.0	121	100.0%	3.3	121	3.3
POSS OF A CS-SCHEDULE I/II OR FLUNIT [Conspiracy]	0	0.0%	0.0	153	100.0%	1.8	153	1.8
POSS OF A STOLEN FIREARM	41	59.4%	29.8	28	40.6%	1.7	69	18.4
POSS OF A STOLEN FIREARM [Attempt]	0	0.0%	0.0	2	100.0%	6.8	2	6.8
POSS OF D/W BY PRISONER	0	0.0%	0.0	6	100.0%	5.0	6	5.0
POSS OF DEPC MINORS 2ND DEGREE	8	47.1%	28.3	9	52.9%	5.6	17	16.3
POSS OF DEPICTION OF MINORS - POST 06/07/06	34	100.0%	39.3	0	0.0%	0.0	34	39.3
POSS OF EPHD/PSED/ANH AMM W/I MFG METH (POST6/00) - 1ST	1	100.0%	120.0	0	0.0%	0.0	1	120.0
POSSESS READ CAPTURE INFO ON OTHER'S ID	0	0.0%	0.0	1	100.0%	12.0	1	12.0
POSSESSION OF MACHINE GUN OR SHORT BARREL SHOTGUN (POST 7/24/99)	1	8.3%	60.0	11	91.7%	3.0	12	7.8
POSSESSION OF STOLEN MAIL	0	0.0%	0.0	26	100.0%	2.5	26	2.5
POSSESSION OF STOLEN PROPERTY 1	17	56.7%	28.8	13	43.3%	3.2	30	17.7
POSSESSION OF STOLEN PROPERTY 2	94	23.4%	18.0	307	76.6%	2.4	401	6.0
POSSESSION OF STOLEN VEHICLE	527	57.0%	29.5	397	43.0%	2.0	924	17.7
POSSESSION OF STOLEN VEHICLE [Attempt]	11	57.9%	25.0	8	42.1%	6.4	19	17.2
PRISON RIOT	5	100.0%	12.0	0	0.0%	0.0	5	12.0
PRISON RIOT [Attempt]	0	0.0%	0.0	1	100.0%	12.0	1	12.0
PROMOTING PORNOGRAPHY	0	0.0%	0.0	1	100.0%	6.0	1	6.0
PROMOTING PROSTITUTION 1	8	100.0%	33.9	0	0.0%	0.0	8	33.9
PROMOTING PROSTITUTION 2	8	25.8%	41.7	23	74.2%	3.3	31	13.2
RAPE 1 (POST 8/31/01) (.712)	6	100.0%	267.3	0	0.0%	0.0	6	267.3
RAPE 1 (POST 8/31/01) (.712) [Attempt]	1	100.0%	213.0	0	0.0%	0.0	1	213.0
RAPE 1 (POST 8/31/01) (.712) [Life]	1	100.0%	Life	0	0.0%	0.0	1	Life
RAPE 2 (POST 8/31/01) (.712)	22	100.0%	140.6	0	0.0%	0.0	22	140.6
RAPE 2 (POST 8/31/01) (.712) [Attempt]	4	100.0%	53.0	0	0.0%	0.0	4	53.0
RAPE 3	32	68.1%	28.9	15	31.9%	8.5	47	22.4
RAPE OF A CHILD 1 (7/27/97 - 8/31/01)	1	100.0%	318.0	0	0.0%	0.0	1	318.0
RAPE OF A CHILD 1 (7/90 - 7/26/97)	1	100.0%	280.0	0	0.0%	0.0	1	280.0

NOTE:

\* Calculations of average sentence length exclude life/death sentences.

\*\* Non-prison includes non-confinement sentences as well as jail sentences

OFFENSE	PRISON			NON-PRISON **			TOTAL	
	N	%	Month	N	%	Months	N	Months
RAPE OF A CHILD 1 <18 (POST 8/31/01)	3	100.0%	157.0	0	0.0%	0.0	3	157.0
RAPE OF A CHILD 1 >17 (POST 8/31/01) (.712)	76	100.0%	167.4	0	0.0%	0.0	76	167.4
RAPE OF A CHILD 1 >17 (POST 8/31/01) (.712) [Attempt]	9	100.0%	98.0	0	0.0%	0.0	9	98.0
RAPE OF A CHILD 2 (7/27/97 - 8/31/01)	1	100.0%	132.0	0	0.0%	0.0	1	132.0
RAPE OF A CHILD 2 <18 (POST 8/31/01) [Attempt]	0	0.0%	0.0	1	100.0%	12.0	1	12.0
RAPE OF A CHILD 2 >17 (POST 8/31/01) (.712)	34	100.0%	118.0	0	0.0%	0.0	34	118.0
RAPE OF A CHILD 2 >17 (POST 8/31/01) (.712) [Attempt]	16	100.0%	87.0	0	0.0%	0.0	16	87.0
RAPE OF A CHILD 3 (POST 7/90)	43	84.3%	28.1	8	15.7%	7.2	51	24.8
RECKLESS BURNING 1	2	6.5%	13.4	29	93.5%	2.5	31	3.2
RENDERING CRIMINAL ASSISTANCE 1 (POST 07/01/2010)	17	48.6%	41.4	18	51.4%	4.4	35	22.4
RENDERING CRIMINAL ASSISTANCE 1 (POST 07/01/2010) [Attempt]	1	33.3%	17.0	2	66.7%	3.0	3	7.7
RENDERING CRIMINAL ASSISTANCE 1 (PRE 07/01/2010)	2	100.0%	72.0	0	0.0%	0.0	2	72.0
RESIDENTIAL BURGLARY (POST 7/90)	389	55.7%	35.1	309	44.3%	2.9	698	20.9
RESIDENTIAL BURGLARY (POST 7/90) [Attempt]	19	36.5%	37.3	33	63.5%	4.7	52	16.6
RESIDENTIAL BURGLARY (POST 7/90) [Conspiracy]	1	100.0%	52.0	0	0.0%	0.0	1	52.0
RESIDENTIAL BURGLARY (POST 7/90) [Life]	1	100.0%	Life	0	0.0%	0.0	1	Life
RETAIL THEFT WITH EXTENUATING CIRCUMSTANCES 2	7	33.3%	26.1	14	66.7%	3.0	21	10.7
RETAIL THEFT WITH EXTENUATING CIRCUMSTANCES 3	4	2.3%	12.3	170	97.7%	2.0	174	2.3
ROBBERY 1	199	98.5%	78.7	3	1.5%	12.0	202	77.7
ROBBERY 1 [Attempt]	29	100.0%	69.8	0	0.0%	0.0	29	69.8
ROBBERY 1 [Conspiracy]	4	80.0%	58.4	1	20.0%	2.3	5	47.2
ROBBERY 1 [Life]	1	100.0%	Life	0	0.0%	0.0	1	Life
ROBBERY 2	136	59.9%	30.2	91	40.1%	6.1	227	20.5
ROBBERY 2 [Attempt]	13	33.3%	26.2	26	66.7%	4.9	39	12.0
ROBBERY 2 [Conspiracy]	0	0.0%	0.0	1	100.0%	9.0	1	9.0
SECURITY ACT VIOLATION (POST 7/89)	1	100.0%	57.0	0	0.0%	0.0	1	57.0
SELL OR DELIVER LEGEND DRUGS [Solicitation]	0	0.0%	0.0	2	100.0%	0.5	2	0.5
SELLING FOR PROFIT (POST 7/28/91) 1ST OFFENSE	3	100.0%	48.0	0	0.0%	0.0	3	48.0
SEXUAL EXPLOITATION (POST 6/30/01)	9	90.0%	109.4	1	10.0%	8.0	10	99.3
SEXUAL EXPLOITATION (POST 6/30/01) [Attempt]	1	100.0%	25.0	0	0.0%	0.0	1	25.0
SEXUAL MISCONDUCT 1 (POST 7/90)	1	100.0%	15.0	0	0.0%	0.0	1	15.0
STALKING (POST 6/30/00)	2	100.0%	23.0	0	0.0%	0.0	2	23.0
STALKING (POST 7/28/13)	11	61.1%	39.0	7	38.9%	4.0	18	25.4

NOTE:

\* Calculations of average sentence length exclude life/death sentences.

\*\* Non-prison includes non-confinement sentences as well as jail sentences

OFFENSE	PRISON			NON-PRISON **			TOTAL	
	N	%	Month	N	%	Months	N	Months
STALKING (POST 7/28/13) [Attempt]	2	66.7%	13.9	1	33.3%	3.0	3	10.3
STATUTORY RAPE 1 (PRE 7/88)	1	100.0%	144.0	0	0.0%	0.0	1	144.0
TAKING MOTOR VEHICLE WITHOUT PERMISSION 1 (POST 6/12/02)	6	85.7%	54.2	1	14.3%	0.0	7	46.4
TAKING MOTOR VEHICLE WITHOUT PERMISSION 2 (POST 6/12/02)	254	27.9%	20.1	658	72.1%	2.3	912	7.2
TAMPERING WITH A WITNESS	26	41.9%	29.3	36	58.1%	5.1	62	15.2
TELEPHONE HARASSMENT (POST 7/24/99)	2	25.0%	25.4	6	75.0%	4.5	8	9.7
THEFT 1	87	26.6%	28.6	240	73.4%	2.7	327	9.6
THEFT 1 [Attempt]	6	20.0%	23.8	24	80.0%	2.1	30	6.5
THEFT 1 - WELFARE FRAUD	1	14.3%	25.0	6	85.7%	0.3	7	3.8
THEFT 1 - WELFARE FRAUD [Attempt]	0	0.0%	0.0	1	100.0%	1.5	1	1.5
THEFT 2	160	19.4%	19.4	664	80.6%	2.0	824	5.4
THEFT 2 - WELFARE FRAUD	0	0.0%	0.0	6	100.0%	0.3	6	0.3
THEFT OF A FIREARM (POST 7/22/95)	47	61.8%	34.3	29	38.2%	1.8	76	21.9
THEFT OF A FIREARM (POST 7/22/95) [Attempt]	1	50.0%	12.0	1	50.0%	1.0	2	6.5
THEFT OF MOTOR VEHICLE	145	54.3%	28.8	122	45.7%	2.1	267	16.6
THEFT OF MOTOR VEHICLE [Attempt]	25	62.5%	28.6	15	37.5%	3.7	40	19.3
THEFT OF RENTAL OR LEASED PROPERTY (\$250-\$1,500)	1	11.1%	22.0	8	88.9%	1.9	9	4.1
THEFT OF RENTAL OR LEASED PROPERTY (<\$1,500)	0	0.0%	0.0	1	100.0%	0.7	1	0.7
THEFT W/ INTENT RESELL 2	1	8.3%	14.0	11	91.7%	2.4	12	3.3
THREATS TO BOMB (POST 7/89)	0	0.0%	0.0	5	100.0%	1.7	5	1.7
THREATS TO BOMB (POST 7/89) [Attempt]	0	0.0%	0.0	1	100.0%	4.5	1	4.5
TRAFFICKING 1ST DEGREE	1	100.0%	4084.0	0	0.0%	0.0	1	4084.0
TRAFFICKING 2ND DEGREE [Attempt]	1	100.0%	120.0	0	0.0%	0.0	1	120.0
TRAFFICKING IN STOLEN PROPERTY 1	141	50.9%	30.1	136	49.1%	2.3	277	16.5
TRAFFICKING IN STOLEN PROPERTY 1 [Attempt]	1	25.0%	14.0	3	75.0%	4.1	4	6.5
TRAFFICKING IN STOLEN PROPERTY 2	46	25.7%	28.6	133	74.3%	3.2	179	9.7
UNLAWFUL DISCHARGE OF A LASER 1	0	0.0%	0.0	2	100.0%	2.3	2	2.3
UNLAWFUL FACTORING CREDIT/PAY CARD TRANSACTION-1ST	0	0.0%	0.0	1	100.0%	9.0	1	9.0
UNLAWFUL HUNTING BIG GAME - 1ST	0	0.0%	0.0	1	100.0%	1.5	1	1.5
UNLAWFUL IMPRISONMENT	15	22.7%	23.9	51	77.3%	2.9	66	7.7
UNLAWFUL ISSUANCE OF CHECKS OR DRAFTS	4	23.5%	23.2	13	76.5%	3.0	17	7.8
UNLAWFUL POSSESSION OF FICTITIOUS IDENTIFICATION	0	0.0%	0.0	1	100.0%	0.8	1	0.8
UNLAWFUL POSSESSION OF FIREARM 1	207	96.3%	64.8	8	3.7%	1.7	215	62.5
UNLAWFUL POSSESSION OF FIREARM 1 [Attempt]	21	95.5%	32.6	1	4.5%	0.0	22	31.1

NOTE:

\* Calculations of average sentence length exclude life/death sentences.

\*\* Non-prison includes non-confinement sentences as well as jail sentences

OFFENSE	PRISON			NON-PRISON **			TOTAL	
	N	%	Month	N	%	Months	N	Months
UNLAWFUL POSSESSION OF FIREARM 2	194	35.7%	26.3	350	64.3%	4.0	544	11.9
UNLAWFUL POSSESSION OF INSTRUMENTS FOR FINANCIAL FRAUD	0	0.0%	0.0	1	100.0%	4.0	1	4.0
UNLAWFUL POSSESSION OF PAYMENT INSTRUMENTS	2	25.0%	20.9	6	75.0%	3.0	8	7.5
UNLAWFUL STORAGE OF ANHYDROUS AMMONIA	0	0.0%	0.0	1	100.0%	1.0	1	1.0
UNLAWFUL TRAFFICKING FISH OR WILDLIFE - 1 post 06/07/2012	0	0.0%	0.0	1	100.0%	4.0	1	4.0
UNLAWFUL TRAFFICKING FISH OR WILDLIFE - 2 post 06/07/2012	0	0.0%	0.0	2	100.0%	1.5	2	1.5
UNLAWFUL USE OF SALES SUPPRESSION SOFTWARE	0	0.0%	0.0	1	100.0%	0.0	1	0.0
USE BUILDING FOR DRUGS (POST 7/24/99)	1	9.1%	12.0	10	90.9%	3.0	11	3.9
USE BUILDING FOR DRUGS (POST 7/24/99) [Conspiracy]	0	0.0%	0.0	3	100.0%	5.4	3	5.4
VEHICLE PROWL 1	2	16.7%	21.3	10	83.3%	1.8	12	5.0
VEHICLE PROWL 2 (3RD OR SUBS - POST 2013)	4	50.0%	34.8	4	50.0%	0.0	8	17.4
VEHICULAR ASSAULT (PRE 7/86)	0	0.0%	0.0	1	100.0%	0.3	1	0.3
VEHICULAR ASSAULT DISREGARD SAFETY (POST 7/21/01)	14	24.1%	58.9	44	75.9%	2.9	58	16.4
VEHICULAR ASSAULT DISREGARD SAFETY (POST 7/21/01) [Attempt]	0	0.0%	0.0	1	100.0%	6.0	1	6.0
VEHICULAR ASSAULT UNDER INFL/RECKLESS (POST 7/21/01)	45	31.5%	34.3	98	68.5%	5.5	143	14.6
VEHICULAR HOMICIDE - DISREGARD SAFETY OF OTHERS (POST 6/5/96)	17	89.5%	30.0	2	10.5%	6.5	19	27.6
VEHICULAR HOMICIDE - DRUNK (LEV 11. POST 06/07/2012)	31	96.9%	126.6	1	3.1%	6.0	32	122.8
VEHICULAR HOMICIDE - RECKLESS MANNER (POST 6/5/96)	1	100.0%	69.0	0	0.0%	0.0	1	69.0
VIEW DEPICTION OF MINOR ENGAGED SEX CONDUCT 1ST DEGREE	1	100.0%	63.0	0	0.0%	0.0	1	63.0
VIEW DEPICTION OF MINOR ENGAGED SEX CONDUCT 2ND DEG	0	0.0%	0.0	1	100.0%	6.0	1	6.0
VIOLATION OF FOREIGN PROTECTION ORDER	5	4.5%	14.4	106	95.5%	3.9	111	4.4
VIOLATION OF SUSPENSION OF DEPARTMENT PRIVILEGES 1ST DEG POST 2013	0	0.0%	0.0	1	100.0%	0.0	1	0.0
VOYEURISM (POST 06/07/06)	4	20.0%	20.8	16	80.0%	2.5	20	6.2
	<b>9,184</b>	<b>36.5%</b>	<b>40.1</b>	<b>15,987</b>	<b>63.5%</b>	<b>2.8</b>	<b>25,171</b>	<b>16.4</b>

NOTE:

\* Calculations of average sentence length exclude life/death sentences.

\*\* Non-prison includes non-confinement sentences as well as jail sentences



**Table 3A. Sentencing Grid Frequencies  
Fiscal Year 2018**

SERIOUSNESS LEVEL	OFFENDER SCORE										TOTAL
	0	1	2	3	4	5	6	7	8	9	
XVI	4	0	0	0	0	0	0	0	0	0	4
XV	16	2	3	3	3	0	0	0	4	2	33
XIV	30	4	13	2	9	1	5	1	1	8	74
XII	41	9	16	40	11	8	16	7	2	29	179
XI	58	6	7	21	4	7	6	2	1	18	130
X	53	9	6	28	5	3	13	3	1	13	134
IX	70	31	28	27	18	25	11	6	10	48	274
VIII	14	5	4	8	3	1	10	4	3	5	57
VII	89	39	44	72	40	33	49	33	27	116	542
VI	37	16	23	36	9	9	18	3	4	30	185
V	141	64	89	111	99	75	76	58	49	183	945
IV	643	362	303	232	229	184	114	92	77	374	2,610
III	1,208	784	669	379	412	332	254	197	127	518	4,880
II	587	353	214	211	216	193	186	145	140	764	3,009
I	803	535	358	341	280	268	147	120	124	549	3,525
Unranked	2,770	0	0	0	0	0	0	0	0	0	2,770
<b>TOTAL</b>	<b>6,564</b>	<b>2,219</b>	<b>1,777</b>	<b>1,511</b>	<b>1,338</b>	<b>1,139</b>	<b>905</b>	<b>671</b>	<b>570</b>	<b>2,657</b>	<b>19,351</b>

NOTE: The shaded area in the table indicates offenses with a presumptive sentence of one year or less (non-prison). Sentences imposed under the Drug Grid are excluded.

**Table 3B. Drug Sentencing Grid Frequencies  
Fiscal Year 2018**

SERIOUSNESS LEVEL	OFFENDER SCORE			TOTAL
	0 - 2	3 - 5	6 - 9	
III	11 0.2%	10 0.2%	12 0.2%	33 0.6%
II	353 6.1%	199 3.4%	231 4.0%	783 13.5%
I	2,896 49.8%	886 15.2%	1,222 21.0%	5,004 86.0%
<b>TOTAL</b>	<b>3,260</b> 56.0%	<b>1,095</b> 18.8%	<b>1,465</b> 25.2%	<b>5,820</b>

NOTE: The drug grid (RCW 9.94A.517) applies to offenses sentences on or after July 1, 2015.

**Table 4. Number of Sentences for Violent and Nonviolent Offenses  
by Facility Type and County  
Fiscal Year 2018**

COUNTY	VIOLENT			NONVIOLENT			TOTAL			TOTAL
	Jail	Prison	Other*	Jail	Prison	Other*	Jail	Prison	Other*	
Adams	0	6	0	64	23	17	64	29	17	110
Asotin	1	14	0	84	48	18	85	62	18	165
Benton	19	62	0	431	265	56	450	327	56	833
Chelan	4	7	0	270	102	40	274	109	40	423
Clallam	4	14	0	117	53	32	121	67	32	220
Clark	33	132	0	1,118	515	15	1,151	647	15	1,813
Columbia	1	4	0	12	10	3	13	14	3	30
Cowlitz	5	27	0	658	325	93	663	352	93	1,108
Douglas	6	2	0	70	54	17	76	56	17	149
Ferry	0	1	0	17	8	0	17	9	0	26
Franklin	14	24	0	280	131	26	294	155	26	475
Garfield	0	0	0	7	2	2	7	2	2	11
Grant	6	13	0	254	76	43	260	89	43	392
Grays Harbor	13	43	0	247	111	35	260	154	35	449
Island	3	9	0	81	32	2	84	41	2	127
Jefferson	2	1	0	47	16	9	49	17	9	75
King	121	328	11	1,465	989	478	1,586	1,317	489	3,392
Kitsap	23	58	0	606	420	49	629	478	49	1,156
Kittitas	2	12	0	110	81	1	112	93	1	206
Klickitat	2	14	1	82	45	3	84	59	4	147
Lewis	9	29	0	376	211	46	385	240	46	671
Lincoln	0	1	0	36	11	5	36	12	5	53
Mason	2	16	0	88	75	16	90	91	16	197
Okanogan	2	15	0	204	91	8	206	106	8	320
Pacific	6	9	0	109	41	11	115	50	11	176
Pend Oreille	2	0	0	43	3	1	45	3	1	49
Pierce	69	231	1	1,514	1,128	90	1,583	1,359	91	3,033
San Juan	0	3	0	16	10	0	16	13	0	29
Skagit	17	27	0	372	140	6	389	167	6	562
Skamania	1	2	0	35	12	0	36	14	0	50
Snohomish	52	125	1	952	825	111	1,004	950	112	2,066
Spokane	72	146	2	1,797	602	155	1,869	748	157	2,774
Stevens	2	8	0	133	43	23	135	51	23	209
Thurston	23	53	0	685	382	14	708	435	14	1,157
Wahkiakum	1	0	0	7	3	1	8	3	1	12
Walla Walla	1	4	0	100	47	12	101	51	12	164
Whatcom	19	42	0	578	273	52	597	315	52	964
Whitman	1	7	0	99	21	4	100	28	4	132
Yakima	49	92	0	662	379	64	711	471	64	1,246
<b>TOTAL</b>	<b>587</b>	<b>1,581</b>	<b>16</b>	<b>13,826</b>	<b>7,603</b>	<b>1,558</b>	<b>14,413</b>	<b>9,184</b>	<b>1,574</b>	<b>25,171</b>

\* Other sentence includes non-confinement sentences such as a residential drug offender sentencing alternative, parenting alternative, etc.

**Table 5. Percentage of Sentences for Violent and Nonviolent Offenses by Facility Type and County  
Fiscal Year 2018**

COUNTY	VIOLENT		NONVIOLENT		TOTAL	
	Jail	Prison	Jail	Prison	Jail	Prison
Adams	0.0%	100.0%	73.6%	26.4%	68.8%	31.2%
Asotin	6.7%	93.3%	63.6%	36.4%	57.8%	42.2%
Benton	23.5%	76.5%	61.9%	38.1%	57.9%	42.1%
Chelan	36.4%	63.6%	72.6%	27.4%	71.5%	28.5%
Clallam	22.2%	77.8%	68.8%	31.2%	64.4%	35.6%
Clark	20.0%	80.0%	68.5%	31.5%	64.0%	36.0%
Columbia	20.0%	80.0%	54.5%	45.5%	48.1%	51.9%
Cowlitz	15.6%	84.4%	66.9%	33.1%	65.3%	34.7%
Douglas	75.0%	25.0%	56.5%	43.5%	57.6%	42.4%
Ferry	0.0%	100.0%	68.0%	32.0%	65.4%	34.6%
Franklin	36.8%	63.2%	68.1%	31.9%	65.5%	34.5%
Garfield	n.a.	n.a.	77.8%	22.2%	77.8%	22.2%
Grant	31.6%	68.4%	77.0%	23.0%	74.5%	25.5%
Grays Harbor	23.2%	76.8%	69.0%	31.0%	62.8%	37.2%
Island	25.0%	75.0%	71.7%	28.3%	67.2%	32.8%
Jefferson	66.7%	33.3%	74.6%	25.4%	74.2%	25.8%
King	26.9%	73.1%	59.7%	40.3%	54.6%	45.4%
Kitsap	28.4%	71.6%	59.1%	40.9%	56.8%	43.2%
Kittitas	14.3%	85.7%	57.6%	42.4%	54.6%	45.4%
Klickitat	12.5%	87.5%	64.6%	35.4%	58.7%	41.3%
Lewis	23.7%	76.3%	64.1%	35.9%	61.6%	38.4%
Lincoln	0.0%	100.0%	76.6%	23.4%	75.0%	25.0%
Mason	11.1%	88.9%	54.0%	46.0%	49.7%	50.3%
Okanogan	11.8%	88.2%	69.2%	30.8%	66.0%	34.0%
Pacific	40.0%	60.0%	72.7%	27.3%	69.7%	30.3%
Pend Oreille	100.0%	0.0%	93.5%	6.5%	93.8%	6.3%
Pierce	23.0%	77.0%	57.3%	42.7%	53.8%	46.2%
San Juan	0.0%	100.0%	61.5%	38.5%	55.2%	44.8%
Skagit	38.6%	61.4%	72.7%	27.3%	70.0%	30.0%
Skamania	33.3%	66.7%	74.5%	25.5%	72.0%	28.0%
Snohomish	29.4%	70.6%	53.6%	46.4%	51.4%	48.6%
Spokane	33.0%	67.0%	74.9%	25.1%	71.4%	28.6%
Stevens	20.0%	80.0%	75.6%	24.4%	72.6%	27.4%
Thurston	30.3%	69.7%	64.2%	35.8%	61.9%	38.1%
Wahkiakum	100.0%	0.0%	70.0%	30.0%	72.7%	27.3%
Walla Walla	20.0%	80.0%	68.0%	32.0%	66.4%	33.6%
Whatcom	31.1%	68.9%	67.9%	32.1%	65.5%	34.5%
Whitman	12.5%	87.5%	82.5%	17.5%	78.1%	21.9%
Yakima	34.8%	65.2%	63.6%	36.4%	60.2%	39.8%
<b>TOTAL</b>	<b>27.1%</b>	<b>72.9%</b>	<b>64.5%</b>	<b>35.5%</b>	<b>61.1%</b>	<b>38.9%</b>

NOTE: Excludes offenders not sentenced to either jail or prison.

**Table 6. VUCSA\* Dealing and Non-dealing Sentences by County  
Fiscal Year 2018**

<b>COUNTY</b>	<b>DEALING</b>	<b>NON-DEALING</b>	<b>TOTAL</b>
Adams	11	37	48
Asotin	14	40	54
Benton	27	251	278
Chelan	29	158	187
Clallam	7	64	71
Clark	76	528	604
Columbia	1	2	3
Cowlitz	72	507	579
Douglas	15	33	48
Ferry	1	8	9
Franklin	12	137	149
Garfield	0	6	6
Grant	15	115	130
Grays Harbor	23	111	134
Island	3	25	28
Jefferson	4	24	28
King	174	347	521
Kitsap	54	330	384
Kittitas	9	51	60
Klickitat	13	31	44
Lewis	38	227	265
Lincoln	2	14	16
Mason	10	43	53
Okanogan	30	88	118
Pacific	7	41	48
Pend Oreille	0	25	25
Pierce	176	453	629
San Juan	3	3	6
Skagit	24	170	194
Skamania	7	15	22
Snohomish	87	502	589
Spokane	72	751	823
Stevens	6	59	65
Thurston	44	314	358
Wahkiakum	0	5	5
Walla Walla	7	55	62
Whatcom	58	240	298
Whitman	2	63	65
Yakima	29	205	234
<b>TOTAL</b>	<b>1,162</b>	<b>6,078</b>	<b>7,240</b>

\* Violation of the Uniform Controlled Substance Act.

## Table 7. Sentences with a Deadly Weapon Finding Fiscal Year 2018

The table below lists deadly weapon enhancements, by offense and type of weapon, for those sentences that received a deadly weapon enhancement. Deadly weapon enhancements for offenses committed prior to July 24, 1995 do not distinguish firearms from other deadly weapons. Initiative I-159 ("Hard Time for Armed Crime") provides deadly weapon enhancements for any felony offense committed after July 23, 1995. I-159 enhancements are greater for firearms than for other deadly weapons (see RCW 9.94A.533).

OFFENSE	FIREARMS	NON-FIREARMS	TOTAL
AGGRAVATED MURDER 1 (POST 7/24/99) [Life]	2	0	2
ASSAULT 1 (POST 7/1/90)	24	10	34
ASSAULT 1 (POST 7/1/90) [Attempt]	0	1	1
ASSAULT 2 (POST 7/1/88)	21	65	86
ASSAULT 2 (POST 7/1/88) [Attempt]	1	0	1
ASSAULT 3 (POST 7/1/88)	2	12	14
ATTEMPTING TO ELUDE PURSUING POLICE VEHICLE	1	1	2
BURGLARY 1	6	6	12
BURGLARY 2 (NONDWELLING - POST 7/90)	0	2	2
DEL POS W/I METH - 1ST OFFENSE (POST 6/30/98)	3	3	6
DEL POS W/I METH - 2ND OFFENSE (POST 6/30/98)	2	0	2
DEL POS W/I METH - SCHOOL ZONE (POST 6/30/98)	2	0	2
HARASSMENT	2	2	4
INTIMIDATING A PUBLIC SERVANT	1	0	1
KIDNAPPING 1	2	1	3
MANSLAUGHTER 1 (POST 7/26/97)	2	0	2
MANSLAUGHTER 2 (POST 7/26/97)	4	2	6
MFG DEL P W/I HER COC - SCHOOL ZONE (POST 6/30/02) (L7)	1	0	1
MFG DEL P W/I HER COC - SUBSEQ (POST 6/30/02) (L7)	1	0	1
MFG DEL P W/I HER CORRECTIONAL FACILITY (POST 6/30/02) (L7)	3	1	4
MFG DEL P W/I MARIJUANA - 1ST OFFENSE	2	0	2
MFG DEL P W/I SCH I/II NARC OR FLUNT SUBSEQ	0	1	1
MFG DEL P W/I SCH I/II NARC OR FLUNT-1ST OFF	0	1	1
MURDER 1 (POST 7/24/99)	10	4	14
MURDER 1 (POST 7/24/99) [Attempt]	3	1	4
MURDER 2 ( POST 7/24/99)	22	7	29
MURDER 2 ( POST 7/24/99) [Attempt]	0	2	2
MURDER 2 ( POST 7/24/99) [Life]	2	0	2
POSS OF A CS-OTHER, EXCEPT PCP/FLUNIT	2	0	2
POSS OF A CS-SCHEDULE I/II OR FLUNIT	0	1	1
POSSESSION OF STOLEN VEHICLE	0	1	1
RAPE 1 (POST 8/31/01) (.712) [Life]	0	1	1
RESIDENTIAL BURGLARY (POST 7/90)	1	0	1
RESIDENTIAL BURGLARY (POST 7/90) [Life]	0	1	1
ROBBERY 1	20	8	28
ROBBERY 1 [Attempt]	7	3	10
ROBBERY 1 [Conspiracy]	1	0	1
ROBBERY 1 [Life]	1	0	1
ROBBERY 2	0	11	11
ROBBERY 2 [Attempt]	0	1	1
THEFT 1	0	1	1
THEFT 2	1	0	1
TRAFFICKING 1ST DEGREE	1	0	1
<b>TOTAL</b>	<b>153</b>	<b>150</b>	<b>303</b>

**Table 8. Sentences with a Sexual Motivation Finding  
Fiscal Year 2018**

<b>OFFENSES</b>	<b>NUMBER OF SENTENCES WITH SEXUAL MOTIVATION FINDING</b>	<b>TOTAL OF CASES WITH SAME UNDERLYING OFFENSE THAT WAS COMMITTED FOR EACH*</b>
AGGRAVATED MURDER 1 (POST 7/24/99)	1	1
ASSAULT 2 (POST 7/1/88)	7	689
ASSAULT 3 (POST 7/1/88)	21	1,621
BURGLARY 1	2	90
BURGLARY 2 (NONDWELLING - POST 7/90)	2	1,107
DEL S I/II NARC/FLUNT/METH MINOR - OVER 18 YRS OLD (POST 07/01/2004)	1	1
RESIDENTIAL BURGLARY (POST 7/90)	4	698
UNLAWFUL IMPRISONMENT	1	66
<b>TOTAL</b>	<b>39</b>	<b>4,273</b>

\* Technically, any felony offense other than a sex offense is eligible for a finding of sexual motivation. This column reflects the total number of sentences for those offenses with at least one sexual motivation finding.

**Table 9. Type of Verdict Imposed by Crime Type  
Fiscal Year 2018**

TYPE OF VERDICT	NONVIOLENT		VIOLENT		TOTAL	
	Number	Percent	Number	Percent	Number	Percent
BENCH TRIAL	402	1.7%	18	0.8%	420	1.7%
JURY TRIAL	302	1.3%	161	7.4%	463	1.8%
GUILTY PLEA	22,283	96.9%	2,005	91.8%	24,288	96.5%
<b>TOTAL</b>	<b>22,987</b>	<b>100.0%</b>	<b>2,184</b>	<b>100.0%</b>	<b>25,171</b>	<b>100.0%</b>



**Table 10. Sentence Departures by Type and Direction  
Fiscal Year 2018**

SENTENCE TYPE	SENTENCE RELATIVE TO THE STANDARD RANGE			
	BELOW	WITHIN	ABOVE	TOTAL
Exceptional*	1,025 60.6%	305 18.0%	361 21.3%	1,691 100.0%
SSOSA** ( 570 Eligible <sup>1</sup> )	78 97.5%	2 2.5%	0 0.0%	80 100.0%
First-time Offender Waiver*** ( 6157 Eligible <sup>1</sup> )	880 52.1%	802 47.5%	7 0.4%	1,689 100.0%
Prison Drug Offender Sentencing Alternative	1,439 89.4%	170 10.6%	1 0.1%	1,610 100.0%
Residential Drug Offender Sentencing Alternative	953 98.9%	11 1.1%	0 0.0%	964 100.0%
Parenting Sentencing Alternative	34 94.4%	2 5.6%	0 0.0%	36 100.0%
Standard****	46 0.2%	19,043 99.7%	12 0.1%	19,101 100.0%
<b>TOTAL</b>	<b>4,455 17.7%</b>	<b>20,335 80.8%</b>	<b>381 1.5%</b>	<b>25,171</b>

\*Exceptional sentences include departures above or below the standard range, as well as sentences in which the court orders a term of confinement within the standard range, but under terms of an exceptional sentence adds conditions not allowed as part of the standard range (e.g., treatment).

\*\*Sex offenders who have no prior felony sex convictions may receive a sentence under the Special Sex Offender Sentencing Alternative (SSOSA) if they are not convicted of a serious violent offense with a sexual motivation finding or of Rape 1, Attempted Rape 1, or Rape 2 and have a current offense and criminal history that permits the court to impose a sentence within the standard range of less than eleven years confinement. Under current law, offenders sentenced under this alternative receive a suspended sentence and may receive up to twelve months in jail, community supervision for three years or the length of the suspended sentence (whichever is greater), inpatient or outpatient sex offender treatment, crime-related prohibitions and requirements for affirmative conduct. If the offender violates the conditions of supervision, the original suspended sentence may be imposed.

\*\*\*Offenders are eligible for the First-time Offender Waiver if the current offense is not a violent offense, sex offense or certain drug offenses, and if the offender has no prior felony convictions. If the First-time Offender Waiver is used, the standard range is waived and the offender may receive up to 90 days in jail, two years of community supervision, crime-related prohibitions and requirements for affirmative conduct. An aggravated departure occurs when an offender with a 0 to 60-day standard range (a Seriousness Level I offense with an offender score of 0) receives a sentence over 60 days (up to 90 days).

\*\*\*\*The Standard Range category includes some sentence departures not resulting from the use of the First-time Offender Waiver, SSOSA or an exceptional sentence. These departures often occur as the result of clerical errors.

<sup>1</sup> These data are not comparable to reports prior to the FY97 report. Prior to FY97, criminal history that had "washed out" was not taken into consideration in determining eligibility.

**Table 11. Sentence Departures by Type and Offense  
Fiscal Year 2018**

OFFENSE	EXCEPTIONAL				SSOSA		FTOW		DOSA		FOSA*		TOTAL
	Above	Below	Within	%	N	%	N	%	N	%	N	%	
ABANDON DEPENDENT PERSONS 1 (POST 06/07/06)	0	0	0	0.0%	0	0.0%	0	0.0%	0	0.0%	1	100.0%	1
ABANDON DEPENDENT PERSONS 2 (POST 06/07/06)	0	1	0	100.0%	0	0.0%	0	0.0%	0	0.0%	0	0.0%	1
AGGRAVATED MURDER 1 (7/1/90-7/24/99)	0	0	0	0.0%	0	0.0%	0	0.0%	0	0.0%	0	0.0%	1
AGGRAVATED MURDER 1 (POST 7/24/99)	0	0	0	0.0%	0	0.0%	0	0.0%	0	0.0%	0	0.0%	1
AGGRAVATED MURDER 1 (POST 7/24/99) [Life]	0	0	0	0.0%	0	0.0%	0	0.0%	0	0.0%	0	0.0%	3
AGGRAVATED MURDER 1 (PRE 7/1/90) [Life]	0	0	0	0.0%	0	0.0%	0	0.0%	0	0.0%	0	0.0%	1
ALIEN IN POSSESSION OF A FIREARM	0	0	0	0.0%	0	0.0%	1	10.0%	0	0.0%	0	0.0%	10
ALTERATION OR FORGERY MOTOR VEHICLE TITLE	0	0	0	0.0%	0	0.0%	0	0.0%	0	0.0%	0	0.0%	1
ANIMAL CRUELTY 1	0	0	0	0.0%	0	0.0%	0	0.0%	0	0.0%	0	0.0%	9
ARSON 1	1	1	0	20.0%	0	0.0%	0	0.0%	0	0.0%	0	0.0%	10
ARSON 1 [Attempt]	0	0	0	0.0%	0	0.0%	0	0.0%	0	0.0%	0	0.0%	3
ARSON 2	2	0	1	7.9%	0	0.0%	0	0.0%	0	0.0%	0	0.0%	38
ARSON 2 [Attempt]	0	1	0	25.0%	0	0.0%	1	25.0%	0	0.0%	0	0.0%	4
ASSAULT 1 (POST 7/1/90)	2	12	0	18.9%	0	0.0%	0	0.0%	0	0.0%	0	0.0%	74
ASSAULT 1 (POST 7/1/90) [Attempt]	0	1	0	100.0%	0	0.0%	0	0.0%	0	0.0%	0	0.0%	1
ASSAULT 2 (POST 7/1/88)	40	32	9	11.8%	0	0.0%	1	0.1%	0	0.0%	0	0.0%	689
ASSAULT 2 (POST 7/1/88) [Attempt]	1	4	0	9.4%	0	0.0%	6	11.3%	3	5.7%	0	0.0%	53
ASSAULT 2 (POST 7/1/88) [Solicitation]	0	0	0	0.0%	0	0.0%	0	0.0%	0	0.0%	0	0.0%	1
ASSAULT 2 (POST 7/1/88) [Life]	0	0	0	0.0%	0	0.0%	0	0.0%	0	0.0%	0	0.0%	1
ASSAULT 3 (POST 7/1/88)	36	93	32	9.9%	1	0.1%	262	16.2%	68	4.2%	1	0.1%	1,621
ASSAULT OF A CHILD 1	0	0	0	0.0%	0	0.0%	0	0.0%	0	0.0%	0	0.0%	3
ASSAULT OF A CHILD 1 [Attempt]	0	0	0	0.0%	0	0.0%	0	0.0%	0	0.0%	0	0.0%	2
ASSAULT OF A CHILD 2	1	3	0	33.3%	0	0.0%	0	0.0%	0	0.0%	0	0.0%	12
ASSAULT OF A CHILD 2 [Attempt]	0	0	0	0.0%	0	0.0%	0	0.0%	0	0.0%	0	0.0%	1
ASSAULT OF A CHILD 3	4	0	1	11.6%	0	0.0%	6	14.0%	1	2.3%	0	0.0%	43
ATTEMPTING TO ELUDE PURSUING POLICE VEHICLE	6	16	3	4.4%	0	0.0%	29	5.1%	31	5.4%	0	0.0%	573
BAIL JUMP WITH CLASS A (POST 7/89)	0	0	0	0.0%	0	0.0%	0	0.0%	0	0.0%	0	0.0%	3

FOSA\*: Family Offender Sentencing Alternative (or Parenting Sentencing Alternative)

OFFENSE	EXCEPTIONAL				SSOSA		FTOW		DOSA		FOSA*		TOTAL
	Above	Below	Within	%	N	%	N	%	N	%	N	%	
BAIL JUMP WITH CLASS B OR C (POST 7/89)	2	21	10	8.1%	0	0.0%	59	14.6%	38	9.4%	0	0.0%	405
BRIBING A WITNESS	0	1	0	50.0%	0	0.0%	0	0.0%	0	0.0%	0	0.0%	2
BURGLARY 1	2	4	0	6.7%	0	0.0%	0	0.0%	0	0.0%	0	0.0%	90
BURGLARY 1 [Attempt]	1	1	0	28.6%	0	0.0%	0	0.0%	0	0.0%	0	0.0%	7
BURGLARY 2 (NONDWELLING - POST 7/90)	4	40	14	5.2%	0	0.0%	97	8.8%	189	17.1%	2	0.2%	1,107
BURGLARY 2 (NONDWELLING - POST 7/90) [Attempt]	0	7	2	7.9%	0	0.0%	6	5.3%	12	10.5%	0	0.0%	114
BURGLARY 2 (NONDWELLING - POST 7/90) [Conspiracy]	0	0	0	0.0%	0	0.0%	0	0.0%	0	0.0%	0	0.0%	1
BUSINESS OF CIGARETTE W/O LICENSE	0	0	0	0.0%	0	0.0%	0	0.0%	0	0.0%	0	0.0%	1
CHILD MOLEST 1 (7/90 - 8/31/01)	0	0	0	0.0%	0	0.0%	0	0.0%	0	0.0%	0	0.0%	1
CHILD MOLEST 1 (PRE 7/90)	0	0	0	0.0%	0	0.0%	0	0.0%	0	0.0%	0	0.0%	1
CHILD MOLEST 1 <18 (POST 8/31/01)	0	1	0	33.3%	0	0.0%	0	0.0%	0	0.0%	0	0.0%	3
CHILD MOLEST 1 <18 (POST 8/31/01) [Attempt]	0	1	0	50.0%	0	0.0%	0	0.0%	0	0.0%	0	0.0%	2
CHILD MOLEST 1 <18 FOR/FEE (POST 07/22/07)	0	0	0	0.0%	1	100.0%	0	0.0%	0	0.0%	0	0.0%	1
CHILD MOLEST 1 >17 (POST 8/31/01) (.712)	5	1	1	7.2%	29	29.9%	0	0.0%	0	0.0%	0	0.0%	97
CHILD MOLEST 1 >17 (POST 8/31/01) (.712) [Attempt]	0	0	0	0.0%	2	33.3%	0	0.0%	0	0.0%	0	0.0%	6
CHILD MOLEST 1 >17 (POST 8/31/01) (.712) [Conspiracy]	0	0	0	0.0%	0	0.0%	0	0.0%	0	0.0%	0	0.0%	1
CHILD MOLEST 1 >17 (POST 8/31/01) (.712) [Life]	0	0	0	0.0%	0	0.0%	0	0.0%	0	0.0%	0	0.0%	2
CHILD MOLEST 2 (POST 7/90)	11	1	2	14.3%	13	13.3%	0	0.0%	0	0.0%	0	0.0%	98
CHILD MOLEST 2 (POST 7/90) [Attempt]	0	2	0	16.7%	0	0.0%	0	0.0%	0	0.0%	0	0.0%	12
CHILD MOLEST 3 (POST 7/90)	4	1	1	17.1%	2	5.7%	0	0.0%	0	0.0%	0	0.0%	35
COLLECTION OF UNLAWFUL DEBT	0	0	0	0.0%	0	0.0%	0	0.0%	0	0.0%	0	0.0%	1
COMMER SEX ABUSE - PROMOTING TRAVEL	0	0	0	0.0%	0	0.0%	0	0.0%	0	0.0%	0	0.0%	1
COMMER SEX ABUSE A MINOR (POST 06/10/2010)	4	0	2	46.2%	0	0.0%	0	0.0%	0	0.0%	0	0.0%	13
COMMERCIAL FISHING W/O A LICENSE - 1ST	0	0	0	0.0%	0	0.0%	0	0.0%	0	0.0%	0	0.0%	2
COMMUNICATION WITH A MINOR (POST 7/86)	0	1	1	3.6%	0	0.0%	0	0.0%	0	0.0%	0	0.0%	55
COMPUTER TRESPASS 1	0	0	0	0.0%	0	0.0%	0	0.0%	0	0.0%	0	0.0%	2
CONTROLLED SUBSTANCE HOMICIDE (POST 7/89) - 1ST OFF	0	0	0	0.0%	0	0.0%	0	0.0%	1	100.0%	0	0.0%	1
CRE DEL POS COUNTERFEIT CTRL SUBS NARC 1ST OFF	0	0	0	0.0%	0	0.0%	1	33.3%	1	33.3%	1	33.3%	3

FOSA\*: Family Offender Sentencing Alternative (or Parenting Sentencing Alternative)

OFFENSE	EXCEPTIONAL				SSOSA		FTOW		DOSA		FOSA*		TOTAL
	Above	Below	Within	%	N	%	N	%	N	%	N	%	
CRE DEL POS COUNTERFEIT CTRL SUBS NARC SUBSEQ	0	0	0	0.0%	0	0.0%	0	0.0%	1	100.0%	0	0.0%	1
CRIMINAL IMPERSONATION 1	2	0	2	1.4%	0	0.0%	6	2.2%	0	0.0%	0	0.0%	277
CRIMINAL MISCHIEF (previously RIOT)	4	0	3	3.0%	0	0.0%	6	2.6%	0	0.0%	0	0.0%	234
CRIMINAL MISTREATMENT 1 (POST 06/07/06)	0	0	0	0.0%	0	0.0%	0	0.0%	0	0.0%	0	0.0%	2
CRIMINAL MISTREATMENT 2 (POST 06/07/06)	1	1	0	40.0%	0	0.0%	0	0.0%	0	0.0%	0	0.0%	5
CRIMINAL SABOTAGE	0	0	0	0.0%	0	0.0%	0	0.0%	0	0.0%	0	0.0%	1
CRIMINAL TREPASS AGAINST CHILD	1	0	0	25.0%	0	0.0%	0	0.0%	0	0.0%	0	0.0%	4
CUSTODIAL ASSAULT (POST 7/89)	0	6	3	25.7%	0	0.0%	0	0.0%	0	0.0%	0	0.0%	35
CUSTODIAL INTERFERENCE 1	0	0	0	0.0%	0	0.0%	0	0.0%	0	0.0%	0	0.0%	1
CUSTODIAL SEXUAL MISCONDUCT 1	0	0	0	0.0%	0	0.0%	0	0.0%	0	0.0%	0	0.0%	1
CYBERSTALKING	0	0	0	0.0%	0	0.0%	1	12.5%	1	12.5%	0	0.0%	8
DEALING DEPICTIONS A MINOR 1ST DEGREE (POST 06/10/2010)	0	0	0	0.0%	0	0.0%	0	0.0%	0	0.0%	0	0.0%	8
DEALING DEPICTIONS A MINOR 2ND DEGREE (POST 06/10/2010)	0	0	1	12.5%	0	0.0%	0	0.0%	0	0.0%	0	0.0%	8
DEFRAUDING A PUBLIC UTILITY 1	0	0	0	0.0%	0	0.0%	0	0.0%	0	0.0%	0	0.0%	2
DEFRAUDING INNKEEPER, OVER \$75	0	0	0	0.0%	0	0.0%	0	0.0%	0	0.0%	0	0.0%	3
DEL MATERIAL IN LIEU OF CONTROLLED SUBSTANCE (POST 7/89) - 1ST OFF [Attempt]	0	0	0	0.0%	0	0.0%	0	0.0%	0	0.0%	0	0.0%	1
DEL MATERIAL IN LIEU OF CONTROLLED SUBSTANCE (POST 7/89) - 1ST OFF [Conspiracy]	0	0	0	0.0%	0	0.0%	0	0.0%	0	0.0%	0	0.0%	1
DEL POS W/I METH - 1ST OFFENSE (POST 6/30/98)	2	11	5	5.7%	0	0.0%	0	0.0%	48	15.3%	4	1.3%	314
DEL POS W/I METH - 1ST OFFENSE (POST 6/30/98) [Attempt]	0	0	0	0.0%	0	0.0%	1	5.6%	0	0.0%	0	0.0%	18
DEL POS W/I METH - 1ST OFFENSE (POST 6/30/98) [Conspiracy]	0	0	1	1.6%	0	0.0%	0	0.0%	0	0.0%	0	0.0%	62
DEL POS W/I METH - 1ST OFFENSE (POST 6/30/98) [Solicitation]	0	0	1	20.0%	0	0.0%	0	0.0%	0	0.0%	0	0.0%	5
DEL POS W/I METH - 2ND OFFENSE (POST 6/30/98)	0	1	0	3.4%	0	0.0%	0	0.0%	6	20.7%	0	0.0%	29
DEL POS W/I METH - 2ND OFFENSE (POST 6/30/98) [Attempt]	0	0	0	0.0%	0	0.0%	0	0.0%	0	0.0%	0	0.0%	1
DEL POS W/I METH - 2ND OFFENSE (POST 6/30/98) [Solicitation]	0	0	0	0.0%	0	0.0%	0	0.0%	0	0.0%	0	0.0%	1
DEL POS W/I METH - SCHOOL ZONE (POST 6/30/98)	4	2	0	17.1%	0	0.0%	0	0.0%	9	25.7%	1	2.9%	35

FOSA\*: Family Offender Sentencing Alternative (or Parenting Sentencing Alternative)

OFFENSE	EXCEPTIONAL				SSOSA		FTOW		DOSA		FOSA*		TOTAL
	Above	Below	Within	%	N	%	N	%	N	%	N	%	
DEL S I/II NARC/FLUNT/METH MINOR - OVER 18 YRS OLD (POST 07/01/2004)	0	0	0	0.0%	0	0.0%	0	0.0%	0	0.0%	0	0.0%	1
DELIVERY OF FIREARM TO INELIGIBLE PERSON	0	0	0	0.0%	0	0.0%	0	0.0%	0	0.0%	0	0.0%	20
DISARMING A LAW ENFORCEMENT OR CORRECTIONAL OFFICER	0	0	0	0.0%	0	0.0%	1	50.0%	0	0.0%	0	0.0%	2
DOMESTIC VIOLENCE COURT ORDER VIOLATION (POST 6/30/00)	5	205	2	33.9%	0	0.0%	79	12.6%	106	17.0%	1	0.2%	625
DRIVE-BY SHOOTING (POST 6/30/97)	2	1	0	8.6%	0	0.0%	0	0.0%	0	0.0%	0	0.0%	35
DRIVER LICENSE FORGED/ MANUFACTURE/SALE/DELIVER	0	0	0	0.0%	0	0.0%	0	0.0%	0	0.0%	0	0.0%	1
DRIVING UNDER THE INFLUENCE (FELONY) (06/09/2016-07/22/2017)	1	10	0	27.5%	0	0.0%	0	0.0%	0	0.0%	0	0.0%	40
DRIVING UNDER THE INFLUENCE (FELONY) (07/01/2007-06/08/2016)	0	3	0	25.0%	0	0.0%	0	0.0%	0	0.0%	0	0.0%	12
DRIVING UNDER THE INFLUENCE (FELONY) (POST 07/23/2017)	0	13	3	20.5%	0	0.0%	0	0.0%	0	0.0%	0	0.0%	78
ELUDING A LAW ENFORCEMENT VESSEL	0	0	1	25.0%	0	0.0%	0	0.0%	0	0.0%	0	0.0%	4
ENDANGERMENT WITH A CONTROLLED SUBSTANCE	0	1	0	20.0%	0	0.0%	1	20.0%	1	20.0%	0	0.0%	5
ESCAPE 1	0	2	0	8.3%	0	0.0%	0	0.0%	5	20.8%	0	0.0%	24
ESCAPE 1 [Attempt]	0	0	0	0.0%	0	0.0%	0	0.0%	0	0.0%	0	0.0%	1
ESCAPE 2	1	7	3	13.1%	0	0.0%	1	1.2%	9	10.7%	0	0.0%	84
ESCAPE 3 (SUBSEQUENT)	1	0	0	20.0%	0	0.0%	0	0.0%	0	0.0%	0	0.0%	5
ESCAPE FROM COMMUNITY CUSTODY (POST 6/11/92)	10	1	1	4.7%	0	0.0%	0	0.0%	0	0.0%	0	0.0%	255
EXPLOSIVES - LICENSING VIOLATION	0	0	0	0.0%	0	0.0%	1	50.0%	0	0.0%	0	0.0%	2
EXTORTION 1	0	0	1	20.0%	0	0.0%	0	0.0%	0	0.0%	0	0.0%	5
EXTORTION 2	0	0	0	0.0%	0	0.0%	4	44.4%	0	0.0%	0	0.0%	9
EXTORTIONATE EXTENSIONS OF CREDIT	0	0	0	0.0%	0	0.0%	0	0.0%	0	0.0%	0	0.0%	1
FAILURE TO REGISTER AS KIDNAPPER - POST 7/24/99	0	0	0	0.0%	0	0.0%	0	0.0%	0	0.0%	0	0.0%	11
FAILURE TO REGISTER AS SEX OFFENDER - POST 7/24/99	10	0	2	5.5%	0	0.0%	0	0.0%	0	0.0%	0	0.0%	217
FAILURE TO REGISTER AS SEX OFFENDER 2+ (POST 06/07/06)	2	33	2	35.2%	0	0.0%	0	0.0%	0	0.0%	0	0.0%	105

FOSA\*: Family Offender Sentencing Alternative (or Parenting Sentencing Alternative)

OFFENSE	EXCEPTIONAL				SSOSA		FTOW		DOSA		FOSA*		TOTAL
	Above	Below	Within	%	N	%	N	%	N	%	N	%	
FAILURE TO REGISTER AS SEX OFFENDER 3+ (POST 06/10/2010)	1	41	1	36.4%	0	0.0%	0	0.0%	0	0.0%	0	0.0%	118
FAILURE TO REGISTER AS SEX OFFENDER 3+ (POST 06/10/2010) [Attempt]	0	3	0	33.3%	0	0.0%	0	0.0%	0	0.0%	0	0.0%	9
FALSE STATEMENT DEPT REVENUE	0	0	0	0.0%	0	0.0%	0	0.0%	0	0.0%	0	0.0%	2
FALSE VERIFICATION FOR WELFARE	0	0	0	0.0%	0	0.0%	0	0.0%	0	0.0%	0	0.0%	5
FOOD FISH/SHELLFISH COMMERCIAL VIOLATION	0	0	0	0.0%	0	0.0%	0	0.0%	0	0.0%	0	0.0%	3
FOOD STAMPS - TRAFFICKING	0	0	0	0.0%	0	0.0%	0	0.0%	0	0.0%	0	0.0%	2
FOOD STAMPS - UNLAWFUL REDEMPTION	0	0	0	0.0%	0	0.0%	0	0.0%	0	0.0%	0	0.0%	3
FORGED PRESCRIP - VUCSA - 1ST OFFENSE	0	0	0	0.0%	0	0.0%	1	3.3%	0	0.0%	0	0.0%	30
FORGED PRESCRIP - VUCSA - 1ST OFFENSE [Attempt]	0	0	0	0.0%	0	0.0%	0	0.0%	0	0.0%	0	0.0%	1
FORGED PRESCRIP - VUCSA - 1ST OFFENSE [Conspiracy]	0	0	0	0.0%	0	0.0%	0	0.0%	0	0.0%	0	0.0%	1
FORGERY	0	9	0	2.0%	0	0.0%	23	5.1%	20	4.5%	0	0.0%	449
FRAUDULENT FILING VEHICLE REPORT SALE 1	0	0	0	0.0%	0	0.0%	0	0.0%	0	0.0%	0	0.0%	1
FRAUDULENT SPECIALIZED FOREST PRODUCT PERMIT	0	0	0	0.0%	0	0.0%	0	0.0%	0	0.0%	0	0.0%	2
HARASSMENT	5	33	6	10.7%	0	0.0%	87	21.2%	10	2.4%	0	0.0%	410
HARMING A POLICE DOG	0	0	0	0.0%	0	0.0%	1	100.0%	0	0.0%	0	0.0%	1
HAZARDOUS WASTE MISMANAGMNT PROP ENDANGERED	0	0	0	0.0%	0	0.0%	0	0.0%	0	0.0%	0	0.0%	1
HIT AND RUN - DEATH (POST 7/21/01)	0	0	0	0.0%	0	0.0%	1	20.0%	0	0.0%	0	0.0%	5
HIT AND RUN - INJURY (POST 6/7/00)	1	0	1	2.5%	0	0.0%	24	30.4%	8	10.1%	0	0.0%	79
HIT AND RUN W/VESSEL	0	0	0	0.0%	0	0.0%	0	0.0%	0	0.0%	0	0.0%	1
HOMICIDE BY ABUSE (POST 7/24/99)	1	0	0	50.0%	0	0.0%	0	0.0%	0	0.0%	0	0.0%	2
IDENTITY THEFT 1 (POST 7/21/01)	5	3	6	10.9%	0	0.0%	8	6.3%	38	29.7%	0	0.0%	128
IDENTITY THEFT 1 (POST 7/21/01) [Attempt]	0	0	0	0.0%	0	0.0%	2	33.3%	2	33.3%	0	0.0%	6
IDENTITY THEFT 2 (POST 7/21/01)	5	16	6	4.1%	0	0.0%	57	8.6%	128	19.4%	2	0.3%	660
ILLEGAL TRANSFER OF MOTOR VEHICLE CERTIFICATE	0	0	2	6.1%	0	0.0%	0	0.0%	0	0.0%	0	0.0%	33
INCENDIARY DEVICES (POST 7/24/99)	0	0	0	0.0%	0	0.0%	0	0.0%	0	0.0%	0	0.0%	1
INCEST 1	0	0	0	0.0%	1	14.3%	0	0.0%	0	0.0%	0	0.0%	7
INCEST 1 [Attempt]	0	0	0	0.0%	1	50.0%	0	0.0%	0	0.0%	0	0.0%	2
INCEST 2	1	0	0	50.0%	0	0.0%	0	0.0%	0	0.0%	0	0.0%	2

FOSA\*: Family Offender Sentencing Alternative (or Parenting Sentencing Alternative)

OFFENSE	EXCEPTIONAL				SSOSA		FTOW		DOSA		FOSA*		TOTAL
	Above	Below	Within	%	N	%	N	%	N	%	N	%	
INCITING CRIMINAL PROFITEERING	0	0	0	0.0%	0	0.0%	0	0.0%	1	33.3%	0	0.0%	3
INDECENT EXPOSURE (POST 7/24/99)	0	2	0	16.7%	0	0.0%	0	0.0%	0	0.0%	0	0.0%	12
INDECENT EXPOSURE (PRE 7/25/99)	1	0	1	20.0%	0	0.0%	1	10.0%	0	0.0%	0	0.0%	10
INDECENT LIBERTIES - DD VICTIM (POST 7/90)	1	0	0	2.9%	4	11.8%	0	0.0%	0	0.0%	0	0.0%	34
INDECENT LIBERTIES - DD VICTIM (POST 7/90) [Attempt]	0	0	0	0.0%	1	100.0%	0	0.0%	0	0.0%	0	0.0%	1
INDECENT LIBERTIES BY HEALTHCARE PROVIDER	0	0	1	50.0%	0	0.0%	0	0.0%	0	0.0%	0	0.0%	2
INDECENT LIBERTIES WITH FORCE (POST 8/31/01) (.712)	0	0	0	0.0%	0	0.0%	0	0.0%	0	0.0%	0	0.0%	5
INDECENT LIBERTIES WITH FORCE (POST 8/31/01) (.712) [Attempt]	0	0	0	0.0%	0	0.0%	0	0.0%	0	0.0%	0	0.0%	2
INSURANCE FRAUD - FALSE CLAIMS	0	0	0	0.0%	0	0.0%	1	9.1%	0	0.0%	0	0.0%	11
INSURANCE FRAUD - PROP DESTRUCT/SECRET/INJURE	0	0	0	0.0%	0	0.0%	0	0.0%	0	0.0%	0	0.0%	1
INTERFERENCE WITH OFFICER'S DUTIES/HOLDING HOSTAGE	0	0	1	100.0%	0	0.0%	0	0.0%	0	0.0%	0	0.0%	1
INTERFERENCE WITH PERSON PERFORMING OFFICIAL DUTIES	0	0	2	22.2%	0	0.0%	0	0.0%	0	0.0%	0	0.0%	9
INTIMIDATING A JUDGE	0	0	0	0.0%	0	0.0%	1	100.0%	0	0.0%	0	0.0%	1
INTIMIDATING A PUBLIC SERVANT	0	0	0	0.0%	0	0.0%	0	0.0%	0	0.0%	0	0.0%	7
INTIMIDATING A PUBLIC SERVANT [Attempt]	0	0	0	0.0%	0	0.0%	1	100.0%	0	0.0%	0	0.0%	1
INTIMIDATING A WITNESS	1	0	0	9.1%	0	0.0%	2	18.2%	3	27.3%	0	0.0%	11
INTIMIDATION WITH AN EXPLOSIVE	0	0	0	0.0%	0	0.0%	0	0.0%	0	0.0%	0	0.0%	1
INTRODUCING CONTRABAND 2	0	0	0	0.0%	0	0.0%	0	0.0%	0	0.0%	0	0.0%	3
KIDNAPPING 1	1	2	0	37.5%	0	0.0%	0	0.0%	0	0.0%	0	0.0%	8
KIDNAPPING 1 [Attempt]	0	1	0	33.3%	0	0.0%	0	0.0%	0	0.0%	0	0.0%	3
KIDNAPPING 2	2	0	0	16.7%	0	0.0%	0	0.0%	0	0.0%	0	0.0%	12
KIDNAPPING 2 [Attempt]	0	0	0	0.0%	0	0.0%	0	0.0%	0	0.0%	0	0.0%	1
LEADING ORGANIZED CRIME	0	0	0	0.0%	0	0.0%	0	0.0%	0	0.0%	0	0.0%	1
LOTTERY ACT VIOLATION	0	0	0	0.0%	0	0.0%	0	0.0%	0	0.0%	0	0.0%	1
LOTTERY ACT VIOLATION [Attempt]	0	0	0	0.0%	0	0.0%	0	0.0%	0	0.0%	0	0.0%	1
LURING OF MINOR OR DEVELOPMENTAL DISABILITY PERSON	0	0	0	0.0%	0	0.0%	0	0.0%	0	0.0%	0	0.0%	2
MAIL THEFT	0	0	0	0.0%	0	0.0%	1	5.0%	0	0.0%	0	0.0%	20

FOSA\*: Family Offender Sentencing Alternative (or Parenting Sentencing Alternative)

OFFENSE	EXCEPTIONAL				SSOSA		FTOW		DOSA		FOSA*		TOTAL
	Above	Below	Within	%	N	%	N	%	N	%	N	%	
MAINTAIN PLACE FOR DRUGS - 1ST OFFENSE (POST 7/24/99)	0	0	0	0.0%	0	0.0%	1	25.0%	0	0.0%	0	0.0%	4
MALICIOUS HARASSMENT	0	1	0	10.0%	0	0.0%	3	30.0%	0	0.0%	0	0.0%	10
MALICIOUS MISCHIEF 1	2	1	2	11.6%	0	0.0%	1	2.3%	1	2.3%	0	0.0%	43
MALICIOUS MISCHIEF 1 [Attempt]	0	0	0	0.0%	0	0.0%	0	0.0%	0	0.0%	0	0.0%	1
MALICIOUS MISCHIEF 1 [Conspiracy]	0	0	0	0.0%	0	0.0%	0	0.0%	0	0.0%	0	0.0%	1
MALICIOUS MISCHIEF 2	6	5	1	4.5%	0	0.0%	22	8.2%	4	1.5%	0	0.0%	268
MALICIOUS PLACEMENT OF EXPLOSIVES 2 (POST 7/26/97)	2	0	0	100.0%	0	0.0%	0	0.0%	0	0.0%	0	0.0%	2
MALICIOUS PLACEMENT OF EXPLOSIVES 3 (POST 7/26/97)	0	0	0	0.0%	0	0.0%	0	0.0%	0	0.0%	0	0.0%	1
MALICIOUS PROSECUTION	0	0	0	0.0%	0	0.0%	0	0.0%	0	0.0%	0	0.0%	1
MANSLAUGHTER 1 (POST 7/26/97)	1	0	0	5.3%	0	0.0%	0	0.0%	0	0.0%	0	0.0%	19
MANSLAUGHTER 1 (PRE 7/27/97)	0	0	0	0.0%	0	0.0%	0	0.0%	0	0.0%	0	0.0%	1
MANSLAUGHTER 2 (POST 7/26/97)	5	2	2	47.4%	0	0.0%	0	0.0%	0	0.0%	0	0.0%	19
MEDICAID FRAUD	0	0	0	0.0%	0	0.0%	1	100.0%	0	0.0%	0	0.0%	1
MFG DEL P W/I HER (POST 6/30/02) (L7)	1	7	2	5.0%	0	0.0%	0	0.0%	24	12.1%	3	1.5%	199
MFG DEL P W/I HER (POST 6/30/02) (L7) [Attempt]	1	0	5	30.0%	0	0.0%	0	0.0%	0	0.0%	0	0.0%	20
MFG DEL P W/I HER (POST 6/30/02) (L7) [Conspiracy]	1	0	1	2.2%	0	0.0%	3	3.4%	0	0.0%	0	0.0%	89
MFG DEL P W/I HER (POST 6/30/02) (L7) [Solicitation]	0	0	0	0.0%	0	0.0%	0	0.0%	2	25.0%	0	0.0%	8
MFG DEL P W/I HER COC - SCHOOL ZONE (POST 6/30/02) (L7)	0	0	0	0.0%	0	0.0%	0	0.0%	1	7.1%	0	0.0%	14
MFG DEL P W/I HER COC - SUBSEQ (POST 6/30/02) (L7)	0	1	0	4.8%	0	0.0%	0	0.0%	3	14.3%	0	0.0%	21
MFG DEL P W/I HER COC - SUBSEQ (POST 6/30/02) (L7) [Attempt]	0	0	1	50.0%	0	0.0%	0	0.0%	0	0.0%	0	0.0%	2
MFG DEL P W/I HER COC - SUBSEQ (POST 6/30/02) (L7) [Conspiracy]	0	0	1	9.1%	0	0.0%	0	0.0%	0	0.0%	0	0.0%	11
MFG DEL P W/I HER COC - SUBSEQ (POST 6/30/02) (L7) [Solicitation]	0	0	0	0.0%	0	0.0%	0	0.0%	0	0.0%	0	0.0%	1
MFG DEL P W/I HER COC (PRE 7/1/02)	1	0	0	100.0%	0	0.0%	0	0.0%	0	0.0%	0	0.0%	1
MFG DEL P W/I MARIJUANA - 1ST OFFENSE	5	3	0	8.6%	0	0.0%	2	2.2%	0	0.0%	0	0.0%	93
MFG DEL P W/I MARIJUANA - 1ST OFFENSE [Attempt]	0	0	0	0.0%	0	0.0%	0	0.0%	0	0.0%	0	0.0%	1

FOSA\*: Family Offender Sentencing Alternative (or Parenting Sentencing Alternative)



OFFENSE	EXCEPTIONAL				SSOSA		FTOW		DOSA		FOSA*		TOTAL
	Above	Below	Within	%	N	%	N	%	N	%	N	%	
MFG DEL P W/I MARIJUANA - 1ST OFFENSE [Conspiracy]	0	0	0	0.0%	0	0.0%	0	0.0%	0	0.0%	0	0.0%	4
MFG DEL P W/I MARIJUANA - SCHOOL ZONE	0	0	0	0.0%	0	0.0%	0	0.0%	0	0.0%	0	0.0%	1
MFG DEL P W/I SCH I/II NARC OR FLUNT SUBSEQ	1	0	0	100.0%	0	0.0%	0	0.0%	0	0.0%	0	0.0%	1
MFG DEL P W/I SCH I/II NARC OR FLUNT-1ST OFF	0	6	1	4.3%	0	0.0%	2	1.2%	17	10.5%	2	1.2%	162
MFG DEL P W/I SCH I/II NARC OR FLUNT-1ST OFF [Attempt]	0	0	0	0.0%	0	0.0%	0	0.0%	0	0.0%	0	0.0%	7
MFG DEL P W/I SCH I/II NARC OR FLUNT-1ST OFF [Conspiracy]	0	0	0	0.0%	0	0.0%	1	4.3%	0	0.0%	0	0.0%	23
MFG DEL POS W/I AMPHET - SCHOOL ZONE (POST 6/10/98)	0	0	0	0.0%	0	0.0%	0	0.0%	1	50.0%	0	0.0%	2
MFG DEL POS W/I OTH,EXC MJ/METH/AMP/FLUN-SCHOOL ZONE (POST 6/98)	0	0	0	0.0%	0	0.0%	0	0.0%	0	0.0%	0	0.0%	1
MFG METH - 1ST OFFENSE (POST 6/30/98)	0	0	1	50.0%	0	0.0%	0	0.0%	0	0.0%	0	0.0%	2
MONEY LAUNDERING	0	0	2	1.8%	0	0.0%	3	2.6%	0	0.0%	0	0.0%	114
MORTGAGE FRAUD [Attempt]	0	0	0	0.0%	0	0.0%	0	0.0%	1	100.0%	0	0.0%	1
MURDER 1 (POST 7/24/99)	3	1	1	21.7%	0	0.0%	0	0.0%	0	0.0%	0	0.0%	23
MURDER 1 (POST 7/24/99) [Attempt]	0	0	0	0.0%	0	0.0%	0	0.0%	0	0.0%	0	0.0%	6
MURDER 1 (POST 7/24/99) [Conspiracy]	0	0	0	0.0%	0	0.0%	0	0.0%	0	0.0%	0	0.0%	1
MURDER 2 ( POST 7/24/99)	4	3	0	10.4%	0	0.0%	0	0.0%	0	0.0%	0	0.0%	67
MURDER 2 ( POST 7/24/99) [Attempt]	1	0	0	50.0%	0	0.0%	0	0.0%	0	0.0%	0	0.0%	2
MURDER 2 ( POST 7/24/99) [Conspiracy]	1	0	0	100.0%	0	0.0%	0	0.0%	0	0.0%	0	0.0%	1
MURDER 2 ( POST 7/24/99) [Life]	0	0	0	0.0%	0	0.0%	0	0.0%	0	0.0%	0	0.0%	2
MURDER 2 (PRE 7/1/90)	0	0	0	0.0%	0	0.0%	0	0.0%	0	0.0%	0	0.0%	1
OBTAIN SIGNATURE BY DECEPTION	0	0	0	0.0%	0	0.0%	0	0.0%	0	0.0%	0	0.0%	1
ODOMETER OFFENSE	0	0	0	0.0%	0	0.0%	0	0.0%	0	0.0%	0	0.0%	1
ORGANIZED RETAIL THEFT 1	0	0	0	0.0%	0	0.0%	1	11.1%	0	0.0%	0	0.0%	9
ORGANIZED RETAIL THEFT 1 [Attempt]	0	0	0	0.0%	0	0.0%	0	0.0%	0	0.0%	0	0.0%	1
ORGANIZED RETAIL THEFT 2	0	1	3	3.5%	0	0.0%	7	6.2%	2	1.8%	0	0.0%	113
OVER 18- DELIVER CONTROLLED SUBSTANCE TO MINOR (POST 07/01/2004)	0	1	0	33.3%	0	0.0%	0	0.0%	0	0.0%	0	0.0%	3
OVER 18- DELIVER CONTROLLED SUBSTANCE TO MINOR (POST 07/01/2004) [Attempt]	0	0	0	0.0%	0	0.0%	0	0.0%	0	0.0%	0	0.0%	1

FOSA\*: Family Offender Sentencing Alternative (or Parenting Sentencing Alternative)

OFFENSE	EXCEPTIONAL				SSOSA		FTOW		DOSA		FOSA*		TOTAL
	Above	Below	Within	%	N	%	N	%	N	%	N	%	
PERJURY 1	0	0	0	0.0%	0	0.0%	0	0.0%	1	50.0%	0	0.0%	2
PERJURY 2	0	0	0	0.0%	0	0.0%	1	50.0%	0	0.0%	0	0.0%	2
PERSISTENT PRISON MISBEHAVIOR	0	0	0	0.0%	0	0.0%	0	0.0%	0	0.0%	0	0.0%	1
PHYSICAL CONTROL VEHICLE UNDER THE INFLUENCE (FELONY)	0	0	0	0.0%	0	0.0%	0	0.0%	0	0.0%	0	0.0%	2
PHYSICAL CONTROL VEHICLE UNDER THE INFLUENCE (FELONY) POST (07/23/17)	0	0	0	0.0%	0	0.0%	0	0.0%	0	0.0%	0	0.0%	2
POSS OF A CS-BY PRISONERS	0	0	1	1.8%	0	0.0%	2	3.6%	0	0.0%	0	0.0%	55
POSS OF A CS-OTHER, EXCEPT PCP, IN COR FAC	0	0	0	0.0%	0	0.0%	0	0.0%	0	0.0%	0	0.0%	3
POSS OF A CS-OTHER, EXCEPT PCP/FLUNIT	14	72	58	4.0%	0	0.0%	223	6.1%	58	1.6%	1	0.0%	3,631
POSS OF A CS-OTHER, EXCEPT PCP/FLUNIT [Attempt]	0	0	0	0.0%	0	0.0%	2	0.5%	0	0.0%	0	0.0%	395
POSS OF A CS-OTHER, EXCEPT PCP/FLUNIT [Conspiracy]	1	0	1	0.5%	0	0.0%	3	0.7%	0	0.0%	0	0.0%	439
POSS OF A CS-SCHEDULE I/II IN COR FAC	0	0	0	0.0%	0	0.0%	0	0.0%	0	0.0%	0	0.0%	6
POSS OF A CS-SCHEDULE I/II OR FLUNIT	10	19	20	4.0%	0	0.0%	85	6.9%	28	2.3%	1	0.1%	1,236
POSS OF A CS-SCHEDULE I/II OR FLUNIT [Attempt]	0	0	1	0.8%	0	0.0%	1	0.8%	0	0.0%	0	0.0%	121
POSS OF A CS-SCHEDULE I/II OR FLUNIT [Conspiracy]	0	0	0	0.0%	0	0.0%	0	0.0%	0	0.0%	0	0.0%	153
POSS OF A STOLEN FIREARM	1	2	0	4.3%	0	0.0%	21	30.4%	9	13.0%	0	0.0%	69
POSS OF A STOLEN FIREARM [Attempt]	0	0	0	0.0%	0	0.0%	0	0.0%	0	0.0%	0	0.0%	2
POSS OF D/W BY PRISONER	0	0	0	0.0%	0	0.0%	0	0.0%	0	0.0%	0	0.0%	6
POSS OF DEPC MINORS 2ND DEGREE	1	1	0	11.8%	1	5.9%	0	0.0%	0	0.0%	0	0.0%	17
POSS OF DEPICTION OF MINORS - POST 06/07/06	0	1	0	2.9%	0	0.0%	0	0.0%	0	0.0%	0	0.0%	34
POSS OF EPHD/PSED/ANH AMM W/I MFG METH (POST6/00) - 1ST	0	0	0	0.0%	0	0.0%	0	0.0%	0	0.0%	0	0.0%	1
POSSESS READ CAPTURE INFO ON OTHER'S ID	0	0	0	0.0%	0	0.0%	0	0.0%	0	0.0%	0	0.0%	1
POSSESSION OF MACHINE GUN OR SHORT BARREL SHOTGUN (POST 7/24/99)	0	0	0	0.0%	0	0.0%	1	8.3%	0	0.0%	0	0.0%	12
POSSESSION OF STOLEN MAIL	0	0	0	0.0%	0	0.0%	1	3.8%	0	0.0%	0	0.0%	26
POSSESSION OF STOLEN PROPERTY 1	2	1	0	10.0%	0	0.0%	1	3.3%	3	10.0%	0	0.0%	30
POSSESSION OF STOLEN PROPERTY 2	2	10	1	3.2%	0	0.0%	15	3.7%	27	6.7%	0	0.0%	401
POSSESSION OF STOLEN VEHICLE	6	32	5	4.7%	0	0.0%	50	5.4%	186	20.1%	0	0.0%	924
POSSESSION OF STOLEN VEHICLE [Attempt]	0	0	0	0.0%	0	0.0%	0	0.0%	4	21.1%	0	0.0%	19

FOSA\*: Family Offender Sentencing Alternative (or Parenting Sentencing Alternative)

OFFENSE	EXCEPTIONAL				SSOSA		FTOW		DOSA		FOSA*		TOTAL
	Above	Below	Within	%	N	%	N	%	N	%	N	%	
PRISON RIOT	0	0	2	40.0%	0	0.0%	0	0.0%	0	0.0%	0	0.0%	5
PRISON RIOT [Attempt]	0	0	0	0.0%	0	0.0%	0	0.0%	0	0.0%	0	0.0%	1
PROMOTING PORNOGRAPHY	0	0	0	0.0%	0	0.0%	0	0.0%	0	0.0%	0	0.0%	1
PROMOTING PROSTITUTION 1	0	0	0	0.0%	0	0.0%	0	0.0%	0	0.0%	0	0.0%	8
PROMOTING PROSTITUTION 2	1	2	0	9.7%	0	0.0%	2	6.5%	1	3.2%	0	0.0%	31
RAPE 1 (POST 8/31/01) (.712)	1	0	0	16.7%	0	0.0%	0	0.0%	0	0.0%	0	0.0%	6
RAPE 1 (POST 8/31/01) (.712) [Attempt]	0	0	0	0.0%	0	0.0%	0	0.0%	0	0.0%	0	0.0%	1
RAPE 1 (POST 8/31/01) (.712) [Life]	0	0	0	0.0%	0	0.0%	0	0.0%	0	0.0%	0	0.0%	1
RAPE 2 (POST 8/31/01) (.712)	2	0	0	9.1%	0	0.0%	0	0.0%	0	0.0%	0	0.0%	22
RAPE 2 (POST 8/31/01) (.712) [Attempt]	0	0	0	0.0%	1	25.0%	0	0.0%	0	0.0%	0	0.0%	4
RAPE 3	4	1	2	14.9%	0	0.0%	0	0.0%	0	0.0%	0	0.0%	47
RAPE OF A CHILD 1 (7/27/97 - 8/31/01)	0	0	0	0.0%	0	0.0%	0	0.0%	0	0.0%	0	0.0%	1
RAPE OF A CHILD 1 (7/90 - 7/26/97)	0	0	0	0.0%	0	0.0%	0	0.0%	0	0.0%	0	0.0%	1
RAPE OF A CHILD 1 <18 (POST 8/31/01)	0	0	0	0.0%	0	0.0%	0	0.0%	0	0.0%	0	0.0%	3
RAPE OF A CHILD 1 >17 (POST 8/31/01) (.712)	6	1	1	10.5%	12	15.8%	0	0.0%	0	0.0%	0	0.0%	76
RAPE OF A CHILD 1 >17 (POST 8/31/01) (.712) [Attempt]	0	0	0	0.0%	0	0.0%	0	0.0%	0	0.0%	0	0.0%	9
RAPE OF A CHILD 2 (7/27/97 - 8/31/01)	0	0	0	0.0%	0	0.0%	0	0.0%	0	0.0%	0	0.0%	1
RAPE OF A CHILD 2 <18 (POST 8/31/01) [Attempt]	0	0	0	0.0%	1	100.0%	0	0.0%	0	0.0%	0	0.0%	1
RAPE OF A CHILD 2 >17 (POST 8/31/01) (.712)	2	3	0	14.7%	2	5.9%	0	0.0%	0	0.0%	0	0.0%	34
RAPE OF A CHILD 2 >17 (POST 8/31/01) (.712) [Attempt]	0	0	0	0.0%	0	0.0%	0	0.0%	0	0.0%	0	0.0%	16
RAPE OF A CHILD 3 (POST 7/90)	1	4	1	11.8%	5	9.8%	0	0.0%	0	0.0%	0	0.0%	51
RECKLESS BURNING 1	1	0	0	3.2%	0	0.0%	10	32.3%	1	3.2%	0	0.0%	31
RENDERING CRIMINAL ASSISTANCE 1 (POST 07/01/2010)	2	3	1	17.1%	0	0.0%	9	25.7%	3	8.6%	0	0.0%	35
RENDERING CRIMINAL ASSISTANCE 1 (POST 07/01/2010) [Attempt]	0	0	0	0.0%	0	0.0%	1	33.3%	0	0.0%	0	0.0%	3
RENDERING CRIMINAL ASSISTANCE 1 (PRE 07/01/2010)	1	0	0	50.0%	0	0.0%	0	0.0%	0	0.0%	0	0.0%	2
RESIDENTIAL BURGLARY (POST 7/90)	9	23	5	5.3%	1	0.1%	104	14.9%	134	19.2%	3	0.4%	698
RESIDENTIAL BURGLARY (POST 7/90) [Attempt]	0	2	0	3.8%	0	0.0%	8	15.4%	5	9.6%	0	0.0%	52
RESIDENTIAL BURGLARY (POST 7/90) [Conspiracy]	0	0	0	0.0%	0	0.0%	0	0.0%	0	0.0%	0	0.0%	1
RESIDENTIAL BURGLARY (POST 7/90) [Life]	0	0	0	0.0%	0	0.0%	0	0.0%	0	0.0%	0	0.0%	1

FOSA\*: Family Offender Sentencing Alternative (or Parenting Sentencing Alternative)

OFFENSE	EXCEPTIONAL				SSOSA		FTOW		DOSA		FOSA*		TOTAL
	Above	Below	Within	%	N	%	N	%	N	%	N	%	
RETAIL THEFT WITH EXTENUATING CIRCUMSTANCES 2	0	0	0	0.0%	0	0.0%	0	0.0%	0	0.0%	0	0.0%	21
RETAIL THEFT WITH EXTENUATING CIRCUMSTANCES 3	1	0	3	2.3%	0	0.0%	4	2.3%	0	0.0%	0	0.0%	174
ROBBERY 1	5	19	0	11.9%	0	0.0%	0	0.0%	0	0.0%	0	0.0%	202
ROBBERY 1 [Attempt]	2	1	0	10.3%	0	0.0%	0	0.0%	0	0.0%	0	0.0%	29
ROBBERY 1 [Conspiracy]	0	3	0	60.0%	0	0.0%	0	0.0%	0	0.0%	0	0.0%	5
ROBBERY 1 [Life]	0	0	0	0.0%	0	0.0%	0	0.0%	0	0.0%	0	0.0%	1
ROBBERY 2	4	7	5	7.0%	0	0.0%	0	0.0%	0	0.0%	0	0.0%	227
ROBBERY 2 [Attempt]	1	1	1	7.7%	0	0.0%	6	15.4%	2	5.1%	0	0.0%	39
ROBBERY 2 [Conspiracy]	0	0	0	0.0%	0	0.0%	0	0.0%	0	0.0%	0	0.0%	1
SECURITY ACT VIOLATION (POST 7/89)	0	0	0	0.0%	0	0.0%	0	0.0%	0	0.0%	0	0.0%	1
SELL OR DELIVER LEGEND DRUGS [Solicitation]	0	0	0	0.0%	0	0.0%	1	50.0%	0	0.0%	0	0.0%	2
SELLING FOR PROFIT (POST 7/28/91) 1ST OFFENSE	0	0	0	0.0%	0	0.0%	0	0.0%	0	0.0%	0	0.0%	3
SEXUAL EXPLOITATION (POST 6/30/01)	1	0	0	10.0%	1	10.0%	0	0.0%	0	0.0%	0	0.0%	10
SEXUAL EXPLOITATION (POST 6/30/01) [Attempt]	0	0	0	0.0%	0	0.0%	0	0.0%	0	0.0%	0	0.0%	1
SEXUAL MISCONDUCT 1 (POST 7/90)	0	0	0	0.0%	0	0.0%	0	0.0%	0	0.0%	0	0.0%	1
STALKING (POST 6/30/00)	0	0	0	0.0%	0	0.0%	0	0.0%	0	0.0%	0	0.0%	2
STALKING (POST 7/28/13)	2	0	0	11.1%	0	0.0%	2	11.1%	3	16.7%	0	0.0%	18
STALKING (POST 7/28/13) [Attempt]	0	0	0	0.0%	0	0.0%	1	33.3%	0	0.0%	0	0.0%	3
STATUTORY RAPE 1 (PRE 7/88)	0	0	0	0.0%	0	0.0%	0	0.0%	0	0.0%	0	0.0%	1
TAKING MOTOR VEHICLE WITHOUT PERMISSION 1 (POST 6/12/02)	0	0	0	0.0%	0	0.0%	1	14.3%	4	57.1%	0	0.0%	7
TAKING MOTOR VEHICLE WITHOUT PERMISSION 2 (POST 6/12/02)	2	15	4	2.3%	0	0.0%	34	3.7%	46	5.0%	1	0.1%	912
TAMPERING WITH A WITNESS	0	6	1	11.3%	0	0.0%	4	6.5%	6	9.7%	0	0.0%	62
TELEPHONE HARASSMENT (POST 7/24/99)	0	0	0	0.0%	0	0.0%	0	0.0%	1	12.5%	0	0.0%	8
THEFT 1	11	5	1	5.2%	0	0.0%	42	12.8%	19	5.8%	2	0.6%	327
THEFT 1 [Attempt]	0	2	0	6.7%	0	0.0%	2	6.7%	0	0.0%	0	0.0%	30
THEFT 1 - WELFARE FRAUD	0	0	0	0.0%	0	0.0%	0	0.0%	1	14.3%	0	0.0%	7
THEFT 1 - WELFARE FRAUD [Attempt]	0	0	0	0.0%	0	0.0%	0	0.0%	0	0.0%	0	0.0%	1
THEFT 2	4	15	3	2.7%	0	0.0%	41	5.0%	25	3.0%	1	0.1%	824
THEFT 2 - WELFARE FRAUD	0	1	0	16.7%	0	0.0%	0	0.0%	0	0.0%	0	0.0%	6
THEFT OF A FIREARM (POST 7/22/95)	0	4	0	5.3%	0	0.0%	19	25.0%	25	32.9%	0	0.0%	76

FOSA\*: Family Offender Sentencing Alternative (or Parenting Sentencing Alternative)

OFFENSE	EXCEPTIONAL				SSOSA		FTOW		DOSA		FOSA*		TOTAL
	Above	Below	Within	%	N	%	N	%	N	%	N	%	
THEFT OF A FIREARM (POST 7/22/95) [Attempt]	0	0	0	0.0%	0	0.0%	1	50.0%	0	0.0%	0	0.0%	2
THEFT OF MOTOR VEHICLE	2	8	2	4.5%	0	0.0%	18	6.7%	52	19.5%	1	0.4%	267
THEFT OF MOTOR VEHICLE [Attempt]	0	0	0	0.0%	0	0.0%	1	2.5%	8	20.0%	0	0.0%	40
THEFT OF RENTAL OR LEASED PROPERTY (\$250-\$1,500)	0	1	0	11.1%	0	0.0%	1	11.1%	0	0.0%	0	0.0%	9
THEFT OF RENTAL OR LEASED PROPERTY (<\$1,500)	0	0	0	0.0%	0	0.0%	0	0.0%	0	0.0%	0	0.0%	1
THEFT W/ INTENT RESELL 2	0	1	0	8.3%	0	0.0%	0	0.0%	0	0.0%	1	8.3%	12
THREATS TO BOMB (POST 7/89)	0	0	0	0.0%	0	0.0%	4	80.0%	0	0.0%	0	0.0%	5
THREATS TO BOMB (POST 7/89) [Attempt]	0	0	0	0.0%	0	0.0%	0	0.0%	0	0.0%	0	0.0%	1
TRAFFICKING 1ST DEGREE	1	0	0	100.0%	0	0.0%	0	0.0%	0	0.0%	0	0.0%	1
TRAFFICKING 2ND DEGREE [Attempt]	0	0	0	0.0%	0	0.0%	0	0.0%	0	0.0%	0	0.0%	1
TRAFFICKING IN STOLEN PROPERTY 1	2	7	3	4.3%	0	0.0%	57	20.6%	46	16.6%	3	1.1%	277
TRAFFICKING IN STOLEN PROPERTY 1 [Attempt]	0	0	0	0.0%	0	0.0%	1	25.0%	0	0.0%	0	0.0%	4
TRAFFICKING IN STOLEN PROPERTY 2	1	4	2	3.9%	0	0.0%	29	16.2%	13	7.3%	0	0.0%	179
UNLAWFUL DISCHARGE OF A LASER 1	0	0	0	0.0%	0	0.0%	0	0.0%	0	0.0%	0	0.0%	2
UNLAWFUL FACTORING CREDIT/PAY CARD TRANSACTION-1ST	0	0	0	0.0%	0	0.0%	0	0.0%	0	0.0%	0	0.0%	1
UNLAWFUL HUNTING BIG GAME - 1ST	0	0	0	0.0%	0	0.0%	0	0.0%	0	0.0%	0	0.0%	1
UNLAWFUL IMPRISONMENT	2	2	1	7.6%	0	0.0%	13	19.7%	4	6.1%	0	0.0%	66
UNLAWFUL ISSUANCE OF CHECKS OR DRAFTS	0	1	0	5.9%	0	0.0%	2	11.8%	1	5.9%	0	0.0%	17
UNLAWFUL POSSESSION OF FICTITIOUS IDENTIFICATION	0	0	0	0.0%	0	0.0%	1	100.0%	0	0.0%	0	0.0%	1
UNLAWFUL POSSESSION OF FIREARM 1	4	14	4	10.2%	0	0.0%	0	0.0%	48	22.3%	2	0.9%	215
UNLAWFUL POSSESSION OF FIREARM 1 [Attempt]	0	0	0	0.0%	0	0.0%	0	0.0%	6	27.3%	0	0.0%	22
UNLAWFUL POSSESSION OF FIREARM 2	3	28	10	7.5%	0	0.0%	14	2.6%	42	7.7%	1	0.2%	544
UNLAWFUL POSSESSION OF INSTRUMENTS FOR FINANCIAL FRAUD	0	0	0	0.0%	0	0.0%	0	0.0%	0	0.0%	0	0.0%	1
UNLAWFUL POSSESSION OF PAYMENT INSTRUMENTS	0	0	0	0.0%	0	0.0%	0	0.0%	1	12.5%	0	0.0%	8
UNLAWFUL STORAGE OF ANHYDROUS AMMONIA	0	1	0	100.0%	0	0.0%	0	0.0%	0	0.0%	0	0.0%	1
UNLAWFUL TRAFFICKING FISH OR WILDLIFE - 1 post 06/07/2012	0	0	0	0.0%	0	0.0%	0	0.0%	0	0.0%	0	0.0%	1
UNLAWFUL TRAFFICKING FISH OR WILDLIFE - 2 post 06/07/2012	0	0	0	0.0%	0	0.0%	0	0.0%	0	0.0%	1	50.0%	2

FOSA\*: Family Offender Sentencing Alternative (or Parenting Sentencing Alternative)

OFFENSE	EXCEPTIONAL				SSOSA		FTOW		DOSA		FOSA*		TOTAL
	Above	Below	Within	%	N	%	N	%	N	%	N	%	
UNLAWFUL USE OF SALES SUPPRESSION SOFTWARE	0	0	0	0.0%	0	0.0%	1	100.0%	0	0.0%	0	0.0%	1
USE BUILDING FOR DRUGS (POST 7/24/99)	0	0	0	0.0%	0	0.0%	0	0.0%	0	0.0%	0	0.0%	11
USE BUILDING FOR DRUGS (POST 7/24/99) [Conspiracy]	0	0	0	0.0%	0	0.0%	0	0.0%	0	0.0%	0	0.0%	3
VEHICLE PROWL 1	0	0	0	0.0%	0	0.0%	1	8.3%	0	0.0%	0	0.0%	12
VEHICLE PROWL 2 (3RD OR SUBS - POST 2013)	0	0	0	0.0%	0	0.0%	1	12.5%	0	0.0%	0	0.0%	8
VEHICULAR ASSAULT (PRE 7/86)	0	0	0	0.0%	0	0.0%	0	0.0%	0	0.0%	0	0.0%	1
VEHICULAR ASSAULT DISREGARD SAFETY (POST 7/21/01)	4	2	0	10.3%	0	0.0%	18	31.0%	1	1.7%	0	0.0%	58
VEHICULAR ASSAULT DISREGARD SAFETY (POST 7/21/01) [Attempt]	0	0	0	0.0%	0	0.0%	0	0.0%	0	0.0%	0	0.0%	1
VEHICULAR ASSAULT UNDER INFL/RECKLESS (POST 7/21/01)	4	10	2	11.2%	0	0.0%	1	0.7%	0	0.0%	0	0.0%	143
VEHICULAR HOMICIDE - DISREGARD SAFETY OF OTHERS (POST 6/5/96)	2	2	0	21.1%	0	0.0%	0	0.0%	0	0.0%	0	0.0%	19
VEHICULAR HOMICIDE - DRUNK (LEV 11. POST 06/07/2012)	2	3	0	15.6%	0	0.0%	0	0.0%	0	0.0%	0	0.0%	32
VEHICULAR HOMICIDE - RECKLESS MANNER (POST 6/5/96)	0	0	0	0.0%	0	0.0%	0	0.0%	0	0.0%	0	0.0%	1
VIEW DEPICTION OF MINOR ENGAGED SEX CONDUCT 1ST DEGREE	0	0	0	0.0%	0	0.0%	0	0.0%	0	0.0%	0	0.0%	1
VIEW DEPICTION OF MINOR ENGAGED SEX CONDUCT 2ND DEG	0	0	0	0.0%	0	0.0%	0	0.0%	0	0.0%	0	0.0%	1
VIOLATION OF FOREIGN PROTECTION ORDER	1	0	4	4.5%	0	0.0%	0	0.0%	0	0.0%	0	0.0%	111
VIOLATION OF SUSPENSION OF DEPARTMENT PRIVILEGES 1ST DEG POST 2013	0	0	0	0.0%	0	0.0%	0	0.0%	0	0.0%	0	0.0%	1
VOYEURISM (POST 06/07/06)	1	0	0	5.0%	1	5.0%	0	0.0%	0	0.0%	0	0.0%	20
<b>TOTAL ALL OFFENSES</b>	<b>361</b>	<b>1,025</b>	<b>305</b>	<b>6.7%</b>	<b>80</b>	<b>0.3%</b>	<b>1,689</b>	<b>6.7%</b>	<b>1,610</b>	<b>6.4%</b>	<b>36</b>	<b>0.1%</b>	<b>25,171</b>

FOSA\*: Family Offender Sentencing Alternative (or Parenting Sentencing Alternative)

**Table 12. Length of Sentence Relative to Standard Range <sup>1 2</sup>**  
**Fiscal Year 2018**

<sup>1</sup> The "WHERE IN THE RANGE?" (WIR) column in this table displays a statistic based on the sentences of those offenders sentenced within the standard range. The statistic presents the average sentence for these offenders as a number from 0 to 100, where 0 corresponds to a sentence at the bottom of the range and 100 a sentence at the top of the range. Thus an average at the midpoint of the range corresponds to a WIR score of 50 (i.e., 50% of the range).

<sup>2</sup> All life/death sentences for Aggravated Murder are "within the range." Offenders may also be sentenced to life as "Persistent Offenders" or as part of an exceptional sentence. Life sentences for Persistent Offenders are considered to be within the standard range. Life sentences ordered as part of an exceptional sentence are above the standard range.

OFFENSE	SENTENCE RELATIVE TO STANDARD RANGE			AVERAGE OF WHERE IN THE RANGE?
	Below	Within	Above	
ABANDON DEPENDENT PERSONS 1 (POST 06/07/06)	1	0	0	n.a.
ABANDON DEPENDENT PERSONS 2 (POST 06/07/06)	1	0	0	n.a.
AGGRAVATED MURDER 1 (7/1/90-7/24/99)	0	1	0	0.0%
AGGRAVATED MURDER 1 (POST 7/24/99)	0	1	0	0.0%
AGGRAVATED MURDER 1 (POST 7/24/99) [Life]	0	3	0	n.a.
AGGRAVATED MURDER 1 (PRE 7/1/90) [Life]	0	1	0	n.a.
ALIEN IN POSSESSION OF A FIREARM	0	10	0	12.6%
ALTERATION OR FORGERY MOTOR VEHICLE TITLE	0	1	0	12.9%
ANIMAL CRUELTY 1	0	9	0	40.1%
ARSON 1	1	8	1	21.4%
ARSON 1 [Attempt]	0	3	0	33.7%
ARSON 2	0	36	2	34.1%
ARSON 2 [Attempt]	2	2	0	50.0%
ASSAULT 1 (POST 7/1/90)	12	60	2	31.4%
ASSAULT 1 (POST 7/1/90) [Attempt]	1	0	0	n.a.
ASSAULT 2 (POST 7/1/88)	35	614	40	38.8%
ASSAULT 2 (POST 7/1/88) [Attempt]	4	48	1	17.3%
ASSAULT 2 (POST 7/1/88) [Solicitation]	0	1	0	13.5%
ASSAULT 2 (POST 7/1/88) [Life]	0	1	0	n.a.
ASSAULT 3 (POST 7/1/88)	346	1,238	37	32.7%
ASSAULT OF A CHILD 1	0	3	0	50.0%
ASSAULT OF A CHILD 1 [Attempt]	0	2	0	81.4%
ASSAULT OF A CHILD 2	3	8	1	25.5%
ASSAULT OF A CHILD 2 [Attempt]	0	1	0	63.3%
ASSAULT OF A CHILD 3	5	34	4	60.7%
ATTEMPTING TO ELUDE PURSUING POLICE VEHICLE	66	500	7	40.6%
BAIL JUMP WITH CLASS A (POST 7/89)	0	3	0	43.3%
BAIL JUMP WITH CLASS B OR C (POST 7/89)	136	266	3	26.6%
BRIBING A WITNESS	1	1	0	42.9%

OFFENSE	SENTENCE RELATIVE TO STANDARD RANGE			AVERAGE OF WHERE IN THE RANGE?
	Below	Within	Above	
BURGLARY 1	4	84	2	33.8%
BURGLARY 1 [Attempt]	1	5	1	66.1%
BURGLARY 2 (NONDWELLING - POST 7/90)	377	726	4	23.0%
BURGLARY 2 (NONDWELLING - POST 7/90) [Attempt]	28	86	0	17.9%
BURGLARY 2 (NONDWELLING - POST 7/90) [Conspiracy]	0	1	0	0.0%
BUSINESS OF CIGARETTE W/O LICENSE	0	1	0	3.6%
CHILD MOLEST 1 (7/90 - 8/31/01)	0	1	0	100.0%
CHILD MOLEST 1 (PRE 7/90)	0	1	0	100.0%
CHILD MOLEST 1 <18 (POST 8/31/01)	1	2	0	50.0%
CHILD MOLEST 1 <18 (POST 8/31/01) [Attempt]	1	1	0	0.0%
CHILD MOLEST 1 <18 FOR/FEE (POST 07/22/07)	1	0	0	n.a.
CHILD MOLEST 1 >17 (POST 8/31/01) (.712)	30	62	5	53.9%
CHILD MOLEST 1 >17 (POST 8/31/01) (.712) [Attempt]	2	4	0	55.4%
CHILD MOLEST 1 >17 (POST 8/31/01) (.712) [Conspiracy]	0	1	0	0.0%
CHILD MOLEST 1 >17 (POST 8/31/01) (.712) [Life]	0	2	0	n.a.
CHILD MOLEST 2 (POST 7/90)	14	73	11	54.0%
CHILD MOLEST 2 (POST 7/90) [Attempt]	2	10	0	43.7%
CHILD MOLEST 3 (POST 7/90)	3	28	4	44.6%
COLLECTION OF UNLAWFUL DEBT	0	1	0	12.9%
COMMER SEX ABUSE - PROMOTING TRAVEL	0	1	0	35.6%
COMMER SEX ABUSE A MINOR (POST 06/10/2010)	0	9	4	25.8%
COMMERCIAL FISHING W/O A LICENSE - 1ST	0	2	0	4.7%
COMMUNICATION WITH A MINOR (POST 7/86)	1	54	0	61.6%
COMPUTER TRESPASS 1	0	2	0	27.6%
CONTROLLED SUBSTANCE HOMICIDE (POST 7/89) - 1ST OFF	1	0	0	n.a.
CRE DEL POS COUNTERFEIT CTRL SUBS NARC 1ST OFF	1	2	0	0.0%
CRE DEL POS COUNTERFEIT CTRL SUBS NARC SUBSEQ	0	1	0	0.0%
CRIMINAL IMPERSONATION 1	0	275	2	18.9%
CRIMINAL MISCHIEF (previously RIOT)	0	230	4	25.6%
CRIMINAL MISTREATMENT 1 (POST 06/07/06)	0	2	0	100.0%
CRIMINAL MISTREATMENT 2 (POST 06/07/06)	1	3	1	34.6%
CRIMINAL SABOTAGE	0	1	0	0.0%
CRIMINAL TREPASS AGAINST CHILD	0	3	1	4.7%
CUSTODIAL ASSAULT (POST 7/89)	6	29	0	33.0%
CUSTODIAL INTERFERENCE 1	0	1	0	41.7%
CUSTODIAL SEXUAL MISCONDUCT 1	0	1	0	50.0%
CYBERSTALKING	2	6	0	23.8%
DEALING DEPICTIONS A MINOR 1ST DEGREE (POST 06/10/2010)	0	8	0	41.5%
DEALING DEPICTIONS A MINOR 2ND DEGREE (POST 06/10/2010)	0	8	0	18.8%
DEFRAUDING A PUBLIC UTILITY 1	0	2	0	0.1%



OFFENSE	SENTENCE RELATIVE TO STANDARD RANGE			AVERAGE OF WHERE IN THE RANGE?
	Below	Within	Above	
DEFRAUDING INNKEEPER, OVER \$75	0	3	0	13.6%
DEL MATERIAL IN LIEU OF CONTROLLED SUBSTANCE (POST 7/89) - 1ST O	0	1	0	75.0%
DEL MATERIAL IN LIEU OF CONTROLLED SUBSTANCE (POST 7/89) - 1ST O	0	1	0	16.7%
DEL POS W/I METH - 1ST OFFENSE (POST 6/30/98)	90	222	2	25.0%
DEL POS W/I METH - 1ST OFFENSE (POST 6/30/98) [Attempt]	0	18	0	54.1%
DEL POS W/I METH - 1ST OFFENSE (POST 6/30/98) [Conspiracy]	0	62	0	28.4%
DEL POS W/I METH - 1ST OFFENSE (POST 6/30/98) [Solicitation]	0	5	0	26.6%
DEL POS W/I METH - 2ND OFFENSE (POST 6/30/98)	5	24	0	34.7%
DEL POS W/I METH - 2ND OFFENSE (POST 6/30/98) [Attempt]	0	1	0	50.0%
DEL POS W/I METH - 2ND OFFENSE (POST 6/30/98) [Solicitation]	0	1	0	0.0%
DEL POS W/I METH - SCHOOL ZONE (POST 6/30/98)	12	19	4	34.1%
DEL S I/II NARC/FLUNT/METH MINOR - OVER 18 YRS OLD	0	1	0	0.0%
DELIVERY OF FIREARM TO INELIGIBLE PERSON	0	20	0	8.8%
DISARMING A LAW ENFORCEMENT OR CORRECTIONAL OFFICER	0	2	0	0.4%
DOMESTIC VIOLENCE COURT ORDER VIOLATION (POST 6/30/00)	414	206	5	34.5%
DRIVE-BY SHOOTING (POST 6/30/97)	1	32	2	42.2%
DRIVER LICENSE FORGED/ MANUFACTURE/SALE/DELIVER	0	1	0	41.7%
DRIVING UNDER THE INFLUENCE (FELONY) (06/09/2016-07/22/2017)	15	24	1	18.9%
DRIVING UNDER THE INFLUENCE (FELONY) (07/01/2007-06/08/2016)	3	9	0	55.6%
DRIVING UNDER THE INFLUENCE (FELONY) (POST 07/23/2017)	13	65	0	12.8%
ELUDING A LAW ENFORCEMENT VESSEL	0	4	0	55.5%
ENDANGERMENT WITH A CONTROLLED SUBSTANCE	3	2	0	0.0%
ESCAPE 1	8	16	0	26.3%
ESCAPE 1 [Attempt]	0	1	0	0.0%
ESCAPE 2	21	62	1	22.1%
ESCAPE 3 (SUBSEQUENT)	0	4	1	45.4%
ESCAPE FROM COMMUNITY CUSTODY (POST 6/11/92)	2	243	10	30.4%
EXPLOSIVES - LICENSING VIOLATION	0	2	0	17.2%
EXTORTION 1	0	5	0	55.0%
EXTORTION 2	3	6	0	70.8%
EXTORTIONATE EXTENSIONS OF CREDIT	0	1	0	75.0%
FAILURE TO REGISTER AS KIDNAPPER - POST 7/24/99	0	11	0	21.7%
FAILURE TO REGISTER AS SEX OFFENDER - POST 7/24/99	0	207	10	18.9%
FAILURE TO REGISTER AS SEX OFFENDER 2+ (POST 06/07/06)	33	70	2	12.6%
FAILURE TO REGISTER AS SEX OFFENDER 3+ (POST 06/10/2010)	41	76	1	17.7%
FAILURE TO REGISTER AS SEX OFFENDER 3+ (POST 06/10/2010) [Attempt]	3	6	0	6.7%
FALSE STATEMENT DEPT REVENUE	0	2	0	2.7%
FALSE VERIFICATION FOR WELFARE	0	5	0	31.4%
FOOD FISH/SHELLFISH COMMERCIAL VIOLATION	0	3	0	36.1%
FOOD STAMPS - TRAFFICKING	0	2	0	0.0%

OFFENSE	SENTENCE RELATIVE TO STANDARD RANGE			AVERAGE OF WHERE IN THE RANGE?
	Below	Within	Above	
FOOD STAMPS - UNLAWFUL REDEMPTION	0	3	0	34.9%
FORGED PRESCRIP - VUCSA - 1ST OFFENSE	1	28	1	25.1%
FORGED PRESCRIP - VUCSA - 1ST OFFENSE [Attempt]	0	1	0	2.7%
FORGED PRESCRIP - VUCSA - 1ST OFFENSE [Conspiracy]	0	1	0	12.0%
FORGERY	49	399	1	30.8%
FRAUDULENT FILING VEHICLE REPORT SALE 1	0	1	0	12.9%
FRAUDULENT SPECIALIZED FOREST PRODUCT PERMIT	0	2	0	20.8%
HARASSMENT	96	308	6	30.1%
HARMING A POLICE DOG	0	1	0	25.0%
HAZARDOUS WASTE MISMANAGMNT PROP ENDANGERED	0	1	0	8.3%
HIT AND RUN - DEATH (POST 7/21/01)	1	4	0	35.2%
HIT AND RUN - INJURY (POST 6/7/00)	33	45	1	28.8%
HIT AND RUN W/VESSEL	0	1	0	0.0%
HOMICIDE BY ABUSE (POST 7/24/99)	0	1	1	100.0%
IDENTITY THEFT 1 (POST 7/21/01)	62	61	5	53.0%
IDENTITY THEFT 1 (POST 7/21/01) [Attempt]	4	2	0	0.0%
IDENTITY THEFT 2 (POST 7/21/01)	225	430	5	30.5%
ILLEGAL TRANSFER OF MOTOR VEHICLE CERTIFICATE	0	33	0	29.2%
INCENDIARY DEVICES (POST 7/24/99)	0	1	0	50.0%
INCEST 1	1	6	0	16.9%
INCEST 1 [Attempt]	1	1	0	0.0%
INCEST 2	0	1	1	0.0%
INCITING CRIMINAL PROFITEERING	1	2	0	100.0%
INDECENT EXPOSURE (POST 7/24/99)	2	10	0	23.2%
INDECENT EXPOSURE (PRE 7/25/99)	0	9	1	76.3%
INDECENT LIBERTIES - DD VICTIM (POST 7/90)	4	29	1	67.2%
INDECENT LIBERTIES - DD VICTIM (POST 7/90) [Attempt]	1	0	0	n.a.
INDECENT LIBERTIES BY HEALTHCARE PROVIDER	0	2	0	50.0%
INDECENT LIBERTIES WITH FORCE (POST 8/31/01) (.712)	0	5	0	30.0%
INDECENT LIBERTIES WITH FORCE (POST 8/31/01) (.712) [Attempt]	0	2	0	76.5%
INSURANCE FRAUD - FALSE CLAIMS	0	11	0	11.9%
INSURANCE FRAUD - PROP DESTRUCT/SECRET/INJURE	0	1	0	0.0%
INTERFERENCE WITH OFFICER'S DUTIES/HOLDING HOSTAGE	0	1	0	100.0%
INTERFERENCE WITH PERSON PERFORMING OFFICIAL DUTIES	0	9	0	56.5%
INTIMIDATING A JUDGE	0	1	0	0.0%
INTIMIDATING A PUBLIC SERVANT	0	7	0	28.6%
INTIMIDATING A PUBLIC SERVANT [Attempt]	0	1	0	16.7%
INTIMIDATING A WITNESS	7	3	1	0.0%
INTIMIDATION WITH AN EXPLOSIVE	0	1	0	0.0%
INTRODUCING CONTRABAND 2	0	3	0	8.3%

OFFENSE	SENTENCE RELATIVE TO STANDARD RANGE			AVERAGE OF WHERE IN THE RANGE?
	Below	Within	Above	
KIDNAPPING 1	2	5	1	80.2%
KIDNAPPING 1 [Attempt]	1	2	0	43.5%
KIDNAPPING 2	0	10	2	18.4%
KIDNAPPING 2 [Attempt]	0	1	0	33.3%
LEADING ORGANIZED CRIME	0	1	0	0.0%
LOTTERY ACT VIOLATION	0	1	0	8.3%
LOTTERY ACT VIOLATION [Attempt]	0	1	0	0.0%
LURING OF MINOR OR DEVELOPMENTAL DISABILITY PERSON	0	2	0	45.8%
MAIL THEFT	0	20	0	14.5%
MAINTAIN PLACE FOR DRUGS - 1ST OFFENSE (POST 7/24/99)	3	1	0	12.2%
MALICIOUS HARASSMENT	4	6	0	11.1%
MALICIOUS MISCHIEF 1	6	35	2	43.2%
MALICIOUS MISCHIEF 1 [Attempt]	0	1	0	50.0%
MALICIOUS MISCHIEF 1 [Conspiracy]	0	1	0	50.0%
MALICIOUS MISCHIEF 2	22	239	7	37.6%
MALICIOUS PLACEMENT OF EXPLOSIVES 2 (POST 7/26/97)	0	0	2	n.a.
MALICIOUS PLACEMENT OF EXPLOSIVES 3 (POST 7/26/97)	0	1	0	0.0%
MALICIOUS PROSECUTION	0	1	0	1.1%
MANSLAUGHTER 1 (POST 7/26/97)	0	18	1	66.5%
MANSLAUGHTER 1 (PRE 7/27/97)	0	1	0	100.0%
MANSLAUGHTER 2 (POST 7/26/97)	2	12	5	69.9%
MEDICAID FRAUD	0	1	0	8.3%
MFG DEL P W/ HER COC - SCHOOL ZONE (POST 6/30/02) (L7)	1	13	0	34.5%
MFG DEL P W/ HER COC - SUBSEQ (POST 6/30/02) (L7)	3	18	0	17.3%
MFG DEL P W/ HER COC - SUBSEQ (POST 6/30/02) (L7) [Attempt]	0	2	0	75.0%
MFG DEL P W/ HER COC - SUBSEQ (POST 6/30/02) (L7) [Conspiracy]	0	11	0	37.1%
MFG DEL P W/ HER COC - SUBSEQ (POST 6/30/02) (L7) [Solicitation]	0	1	0	0.1%
MFG DEL P W/ HER COC (PRE 7/1/02)	0	0	1	n.a.
MFG DEL P W/ HER CORRECTIONAL FACILITY (POST 6/30/02) (L7)	60	138	1	32.1%
MFG DEL P W/ HER CORRECTIONAL FACILITY (POST 6/30/02) (L7) [Attempt]	0	19	1	52.2%
MFG DEL P W/ HER CORRECTIONAL FACILITY (POST 6/30/02) (L7) [Conspir	0	88	1	26.6%
MFG DEL P W/ HER CORRECTIONAL FACILITY (POST 6/30/02) (L7) [Solicitati	1	7	0	0.0%
MFG DEL P W/ MARIJUANA - 1ST OFFENSE	5	83	5	22.6%
MFG DEL P W/ MARIJUANA - 1ST OFFENSE [Attempt]	0	1	0	0.3%
MFG DEL P W/ MARIJUANA - 1ST OFFENSE [Conspiracy]	0	4	0	8.6%
MFG DEL P W/ MARIJUANA - SCHOOL ZONE	0	1	0	0.0%
MFG DEL P W/ SCH I/II NARC OR FLUNT SUBSEQ	0	0	1	n.a.
MFG DEL P W/ SCH I/II NARC OR FLUNT-1ST OFF	38	124	0	29.0%
MFG DEL P W/ SCH I/II NARC OR FLUNT-1ST OFF [Attempt]	0	7	0	46.7%
MFG DEL P W/ SCH I/II NARC OR FLUNT-1ST OFF [Conspiracy]	0	23	0	18.8%

OFFENSE	SENTENCE RELATIVE TO STANDARD RANGE			AVERAGE OF WHERE IN THE RANGE?
	Below	Within	Above	
MFG DEL POS W/I AMPHET - SCHOOL ZONE (POST 6/10/98)	1	1	0	0.0%
MFG DEL POS W/I OTH,EXC MJ/METH/AMP/FLUN-SCHOOL ZONE (POST 6/9	0	1	0	49.8%
MFG METH - 1ST OFFENSE (POST 6/30/98)	0	2	0	100.0%
MONEY LAUNDERING	0	114	0	17.5%
MORTGAGE FRAUD [Attempt]	1	0	0	n.a.
MURDER 1 (POST 7/24/99)	1	19	3	58.3%
MURDER 1 (POST 7/24/99) [Attempt]	0	6	0	26.7%
MURDER 1 (POST 7/24/99) [Conspiracy]	0	1	0	0.0%
MURDER 2 ( POST 7/24/99)	3	60	4	51.9%
MURDER 2 ( POST 7/24/99) [Attempt]	0	1	1	79.4%
MURDER 2 ( POST 7/24/99) [Conspiracy]	0	0	1	n.a.
MURDER 2 ( POST 7/24/99) [Life]	0	2	0	n.a.
MURDER 2 (PRE 7/1/90)	0	1	0	0.0%
OBTAIN SIGNATURE BY DECEPTION	0	1	0	1.1%
ODOMETER OFFENSE	0	1	0	0.8%
ORGANIZED RETAIL THEFT 1	2	7	0	7.6%
ORGANIZED RETAIL THEFT 1 [Attempt]	0	1	0	0.0%
ORGANIZED RETAIL THEFT 2	15	98	0	38.8%
OVER 18- DELIVER CONTROLLED SUBSTANCE TO MINOR	1	2	0	26.5%
OVER 18- DELIVER CONTROLLED SUBSTANCE TO MINOR	0	1	0	50.0%
PERJURY 1	1	1	0	0.0%
PERJURY 2	1	1	0	14.3%
PERSISTENT PRISON MISBEHAVIOR	0	1	0	0.0%
PHYSICAL CONTROL VEHICLE UNDER THE INFLUENCE (FELONY)	0	2	0	50.0%
PHYSICAL CONTROL VEHICLE UNDER THE INFLUENCE (FELONY) POST (0	0	2	0	50.0%
POSS OF A CS-BY PRISONERS	0	55	0	23.4%
POSS OF A CS-OTHER, EXCEPT PCP, IN COR FAC	0	3	0	58.3%
POSS OF A CS-OTHER, EXCEPT PCP/FLUNIT	241	3,375	15	23.0%
POSS OF A CS-OTHER, EXCEPT PCP/FLUNIT [Attempt]	0	395	0	23.3%
POSS OF A CS-OTHER, EXCEPT PCP/FLUNIT [Conspiracy]	0	438	1	13.2%
POSS OF A CS-SCHEDULE I/II IN COR FAC	2	4	0	25.0%
POSS OF A CS-SCHEDULE I/II OR FLUNIT	95	1,131	10	25.5%
POSS OF A CS-SCHEDULE I/II OR FLUNIT [Attempt]	0	121	0	27.9%
POSS OF A CS-SCHEDULE I/II OR FLUNIT [Conspiracy]	0	153	0	15.0%
POSS OF A STOLEN FIREARM	36	32	1	16.9%
POSS OF A STOLEN FIREARM [Attempt]	0	2	0	0.0%
POSS OF D/W BY PRISONER	0	6	0	41.4%
POSS OF DEPC MINORS 2ND DEGREE	2	14	1	65.7%
POSS OF DEPICTION OF MINORS - POST 06/07/06	1	33	0	36.7%
POSS OF EPHD/PSED/ANH AMM W/I MFG METH (POST6/00) - 1ST	0	1	0	100.0%

OFFENSE	SENTENCE RELATIVE TO STANDARD RANGE			AVERAGE OF WHERE IN THE RANGE?
	Below	Within	Above	
POSSESS READ CAPTURE INFO ON OTHER'S ID	0	1	0	99.7%
POSSESSION OF MACHINE GUN OR SHORT BARREL SHOTGUN (POST 7/24)	1	11	0	18.2%
POSSESSION OF STOLEN MAIL	0	26	0	20.8%
POSSESSION OF STOLEN PROPERTY 1	5	23	2	35.6%
POSSESSION OF STOLEN PROPERTY 2	53	345	3	34.5%
POSSESSION OF STOLEN VEHICLE	330	587	7	33.2%
POSSESSION OF STOLEN VEHICLE [Attempt]	4	15	0	18.7%
PRISON RIOT	0	5	0	40.0%
PRISON RIOT [Attempt]	0	1	0	99.7%
PROMOTING PORNOGRAPHY	0	1	0	50.0%
PROMOTING PROSTITUTION 1	0	8	0	30.4%
PROMOTING PROSTITUTION 2	4	26	1	49.6%
RAPE 1 (POST 8/31/01) (.712)	0	5	1	60.6%
RAPE 1 (POST 8/31/01) (.712) [Attempt]	0	1	0	25.6%
RAPE 1 (POST 8/31/01) (.712) [Life]	0	1	0	n.a.
RAPE 2 (POST 8/31/01) (.712)	0	20	2	47.7%
RAPE 2 (POST 8/31/01) (.712) [Attempt]	1	3	0	45.4%
RAPE 3	1	42	4	48.3%
RAPE OF A CHILD 1 (7/27/97 - 8/31/01)	0	1	0	100.0%
RAPE OF A CHILD 1 (7/90 - 7/26/97)	0	1	0	100.0%
RAPE OF A CHILD 1 <18 (POST 8/31/01)	1	2	0	23.1%
RAPE OF A CHILD 1 >17 (POST 8/31/01) (.712)	11	59	6	56.3%
RAPE OF A CHILD 1 >17 (POST 8/31/01) (.712) [Attempt]	0	9	0	37.0%
RAPE OF A CHILD 2 (7/27/97 - 8/31/01)	0	1	0	58.3%
RAPE OF A CHILD 2 <18 (POST 8/31/01) [Attempt]	1	0	0	n.a.
RAPE OF A CHILD 2 >17 (POST 8/31/01) (.712)	5	27	2	40.2%
RAPE OF A CHILD 2 >17 (POST 8/31/01) (.712) [Attempt]	0	16	0	22.0%
RAPE OF A CHILD 3 (POST 7/90)	9	41	1	57.0%
RECKLESS BURNING 1	1	27	3	53.5%
RENDERING CRIMINAL ASSISTANCE 1 (POST 07/01/2010)	17	16	2	34.9%
RENDERING CRIMINAL ASSISTANCE 1 (POST 07/01/2010) [Attempt]	0	3	0	14.3%
RENDERING CRIMINAL ASSISTANCE 1 (PRE 07/01/2010)	0	1	1	100.0%
RESIDENTIAL BURGLARY (POST 7/90)	312	377	9	28.0%
RESIDENTIAL BURGLARY (POST 7/90) [Attempt]	19	32	1	10.9%
RESIDENTIAL BURGLARY (POST 7/90) [Conspiracy]	0	1	0	96.1%
RESIDENTIAL BURGLARY (POST 7/90) [Life]	0	1	0	n.a.
RETAIL THEFT WITH EXTENUATING CIRCUMSTANCES 2	0	21	0	28.4%
RETAIL THEFT WITH EXTENUATING CIRCUMSTANCES 3	0	173	1	18.3%
ROBBERY 1	19	178	5	23.5%
ROBBERY 1 [Attempt]	1	26	2	23.5%

OFFENSE	SENTENCE RELATIVE TO STANDARD RANGE			AVERAGE OF WHERE IN THE RANGE?
	Below	Within	Above	
ROBBERY 1 [Conspiracy]	3	2	0	2.0%
ROBBERY 1 [Life]	0	1	0	n.a.
ROBBERY 2	7	216	4	36.1%
ROBBERY 2 [Attempt]	3	35	1	17.4%
ROBBERY 2 [Conspiracy]	0	1	0	0.0%
SECURITY ACT VIOLATION (POST 7/89)	0	1	0	35.3%
SELL OR DELIVER LEGEND DRUGS [Solicitation]	0	2	0	4.2%
SELLING FOR PROFIT (POST 7/28/91) 1ST OFFENSE	0	3	0	100.0%
SEXUAL EXPLOITATION (POST 6/30/01)	1	8	1	75.0%
SEXUAL EXPLOITATION (POST 6/30/01) [Attempt]	0	1	0	23.3%
SEXUAL MISCONDUCT 1 (POST 7/90)	0	1	0	0.0%
STALKING (POST 6/30/00)	0	2	0	24.6%
STALKING (POST 7/28/13)	5	11	2	16.6%
STALKING (POST 7/28/13) [Attempt]	1	2	0	100.0%
STATUTORY RAPE 1 (PRE 7/88)	0	1	0	100.0%
TAKING MOTOR VEHICLE WITHOUT PERMISSION 1 (POST 6/12/02)	4	3	0	50.0%
TAKING MOTOR VEHICLE WITHOUT PERMISSION 2 (POST 6/12/02)	101	806	5	30.8%
TAMPERING WITH A WITNESS	20	42	0	29.9%
TELEPHONE HARASSMENT (POST 7/24/99)	1	7	0	19.0%
THEFT 1	55	261	11	38.8%
THEFT 1 [Attempt]	4	26	0	23.4%
THEFT 1 - WELFARE FRAUD	1	6	0	10.1%
THEFT 1 - WELFARE FRAUD [Attempt]	0	1	0	65.7%
THEFT 2	60	757	7	31.5%
THEFT 2 - WELFARE FRAUD	1	5	0	10.3%
THEFT OF A FIREARM (POST 7/22/95)	54	22	0	18.8%
THEFT OF A FIREARM (POST 7/22/95) [Attempt]	1	1	0	20.8%
THEFT OF MOTOR VEHICLE	89	175	3	33.1%
THEFT OF MOTOR VEHICLE [Attempt]	10	30	0	49.3%
THEFT OF RENTAL OR LEASED PROPERTY (\$250-\$1,500)	1	8	0	48.4%
THEFT OF RENTAL OR LEASED PROPERTY (<\$1,500)	0	1	0	21.9%
THEFT W/ INTENT RESELL 2	3	9	0	24.7%
THREATS TO BOMB (POST 7/89)	4	1	0	0.0%
THREATS TO BOMB (POST 7/89) [Attempt]	0	1	0	0.0%
TRAFFICKING 1ST DEGREE	0	0	1	n.a.
TRAFFICKING 2ND DEGREE [Attempt]	0	1	0	0.0%
TRAFFICKING IN STOLEN PROPERTY 1	145	130	2	33.2%
TRAFFICKING IN STOLEN PROPERTY 1 [Attempt]	0	4	0	18.3%
TRAFFICKING IN STOLEN PROPERTY 2	49	129	1	20.7%
UNLAWFUL DISCHARGE OF A LASER 1	0	2	0	18.8%

OFFENSE	SENTENCE RELATIVE TO STANDARD RANGE			AVERAGE OF WHERE IN THE RANGE?
	Below	Within	Above	
UNLAWFUL FACTORING CREDIT/PAY CARD TRANSACTION-1ST	0	1	0	100.0%
UNLAWFUL HUNTING BIG GAME - 1ST	0	1	0	23.9%
UNLAWFUL IMPRISONMENT	17	47	2	25.9%
UNLAWFUL ISSUANCE OF CHECKS OR DRAFTS	4	13	0	38.2%
UNLAWFUL POSSESSION OF FICTITIOUS IDENTIFICATION	0	1	0	41.1%
UNLAWFUL POSSESSION OF FIREARM 1	64	147	4	34.1%
UNLAWFUL POSSESSION OF FIREARM 1 [Attempt]	6	16	0	41.7%
UNLAWFUL POSSESSION OF FIREARM 2	108	433	3	25.4%
UNLAWFUL POSSESSION OF INSTRUMENTS FOR FINANCIAL FRAUD	0	1	0	0.0%
UNLAWFUL POSSESSION OF PAYMENT INSTRUMENTS	1	7	0	46.4%
UNLAWFUL STORAGE OF ANHYDROUS AMMONIA	1	0	0	n.a.
UNLAWFUL TRAFFICKING FISH OR WILDLIFE - 1 post 06/07/2012	0	1	0	33.3%
UNLAWFUL TRAFFICKING FISH OR WILDLIFE - 2 post 06/07/2012	1	1	0	0.0%
UNLAWFUL USE OF SALES SUPPRESSION SOFTWARE	0	1	0	0.0%
USE BUILDING FOR DRUGS (POST 7/24/99)	0	11	0	27.8%
USE BUILDING FOR DRUGS (POST 7/24/99) [Conspiracy]	0	3	0	44.6%
VEHICLE PROWL 1	1	11	0	30.3%
VEHICLE PROWL 2 (3RD OR SUBS - POST 2013)	4	4	0	25.0%
VEHICULAR ASSAULT (PRE 7/86)	1	0	0	n.a.
VEHICULAR ASSAULT DISREGARD SAFETY (POST 7/21/01)	17	37	4	22.1%
VEHICULAR ASSAULT DISREGARD SAFETY (POST 7/21/01) [Attempt]	0	1	0	50.0%
VEHICULAR ASSAULT UNDER INFL/RECKLESS (POST 7/21/01)	10	129	4	32.0%
VEHICULAR HOMICIDE - DISREGARD SAFETY OF OTHERS (POST 6/5/96)	2	15	2	47.8%
VEHICULAR HOMICIDE - DRUNK (LEV 11. POST 06/07/2012)	3	27	2	38.5%
VEHICULAR HOMICIDE - RECKLESS MANNER (POST 6/5/96)	0	1	0	9.1%
VIEW DEPICTION OF MINOR ENGAGED SEX CONDUCT 1ST DEGREE	0	1	0	0.0%
VIEW DEPICTION OF MINOR ENGAGED SEX CONDUCT 2ND DEG	0	1	0	50.0%
VIOLATION OF FOREIGN PROTECTION ORDER	0	110	1	35.2%
VIOLATION OF SUSPENSION OF DEPARTMENT PRIVILEGES 1ST DEG POS	0	1	0	0.0%
VOYEURISM (POST 06/07/06)	1	18	1	44.4%
<b>ALL OFFENSES</b>	<b>4,455</b>	<b>20,335</b>	<b>381</b>	<b>28.9%</b>

**Table 13. Average Sentence of "Most Serious Offenders" by County  
Fiscal Year 2018**

*This table excludes life and death sentences.*

COUNTY	Number	Months
Adams	9	121.2
Asotin	17	110.1
Benton	86	58.2
Chelan	14	49.5
Clallam	22	73.8
Clark	185	59.6
Columbia	5	137.2
Cowlitz	40	94.1
Douglas	12	28.3
Ferry	2	69.0
Franklin	39	42.7
Grant	21	99.3
Grays Harbor	59	81.6
Island	13	69.9
Jefferson	2	9.0
King	496	60.9
Kitsap	95	99.3
Kittitas	16	35.6
Klickitat	20	74.1
Lewis	45	48.1
Lincoln	2	9.5
Mason	23	92.6
Okanogan	21	56.7
Pacific	19	84.3
Pend Oreille	1	9.0
Pierce	360	76.7
San Juan	4	62.8
Skagit	49	38.4
Skamania	4	16.5
Snohomish	188	53.7
Spokane	239	52.7
Stevens	12	56.9
Thurston	95	54.9
Wahkiakum	1	12.0
Walla Walla	9	119.4
Whatcom	71	47.4
Whitman	8	42.1
Yakima	149	64.4
<b>TOTAL</b>	<b>2,453</b>	<b>64.1</b>

**ONLY LIFE OR DEATH\* SENTENCES BY COUNTY**

COUNTY	Number	Sentence
Benton	1	Life
Clark	2	Life
Grays Harbor	1	Life
King	3	Life
Pierce	1	Life
Snohomish	2	Life
Spokane	1	Life
Yakima	1	Life
<b>TOTAL</b>	<b>12</b>	

\*A Persistent Offender may be sentenced to death if the "third strike" offense is Aggravated Murder.

NOTE: The definition of "Most Serious Offender" used in this table is a person convicted of a "most serious offense" as defined in RCW 9.94A.030.



**Table 14A. "Persistent Offenders" by County  
Fiscal Year 2018**

<b>COUNTY</b>	<b>TOTAL</b>	
Clark	1	Two Strike Sex Offender
Grays Harbor	1	
King	3	
Pierce	1	
Snohomish	1	Two Strike Sex Offender
Snohomish	1	
<b>TOTAL</b>	<b>8</b>	

**Table 14B. Details in Persistent Offenders' Sentences  
Under the Persistent Offender Statue RCW 9.94A.030 (37)(a)(b)  
Fiscal Year 2018**

CAUSE	VERDICT	SENTENCING DATE	OFFENSE	SEX	RACE	DOB	AGE at SENTENCE
<b>Clark</b>							
** 16-1-02097-6 2017101147	Jury Trial FY 2018 Clark	10/27/2017	RAPE 1 (POST 8/31/01) (.712) [Life] Non-Firearm DW	Male	White	2/6/1977	40
		Prior offense	ASSAULT 2 (POST 7/1/88)				
		Prior offense	CHILD MOLEST 1 >17 (POST 8/31/01) (.712)				
<b>Grays Harbor</b>							
17-1-00032-1 2017090561	Plea or Stipulated Findings & Conclusions FY 2018 Grays Harbor	9/15/2017	CHILD MOLEST 1 >17 (POST 8/31/01) (.712) [Life]	Male	White	10/21/1970	46
		Prior offense	CHILD MOLEST 1 (7/90 - 8/31/01)				
		Prior offense	CHILD MOLEST 1 (7/90 - 8/31/01)				
		Prior offense	CHILD MOLEST 1 (7/90 - 8/31/01)				

\*\* "Two-Strike" Sentences under the Persistent Offender Statue RCW 9.94A.030(37)(b)

CAUSE	VERDICT	SENTENCING DATE	OFFENSE	SEX	RACE	DOB	AGE at SENTENCE
<b>King</b>							
16-1-04833-8	Jury Trial	8/18/2017	ASSAULT 2 (POST 7/1/88) [Life]	Male	African American	2/25/1953	64
2017081694	FY 2018	King					
		Prior offense	ASSAULT 2 (POST 7/1/88)				
		Prior offense	ASSAULT 2 (POST 7/1/88)				
		Prior offense	ROBBERY 2				
		Prior offense	ASSAULT 2 (POST 7/1/88)				
15-1-02193-8	Plea or Stipulated Findings & Conclusions	10/13/2017	ROBBERY 1 [Life] Firearm	Male	African American	8/26/1960	57
2017101650	FY 2018	King					
		Prior offense	ROBBERY 1				
		Prior offense	ROBBERY 1				
		Prior offense	ASSAULT 2 (POST 7/1/88) w/ Sexual Motivation				
		Prior offense	ROBBERY 1				
		Prior offense	ROBBERY 1				
		Prior offense	ROBBERY 1				
		Prior offense	ROBBERY 1				
		Prior offense	ROBBERY 1				
		Prior offense	ROBBERY 1				
		Prior offense	ROBBERY 1				
		Prior offense	ROBBERY 1				

\*\* "Two-Strike" Sentences under the Persistent Offender Statue RCW 9.94A.030(37)(b)

CAUSE	VERDICT	SENTENCING DATE	OFFENSE	SEX	RACE	DOB	AGE at SENTENCE
16-1-04911-3 2017121390	Plea or Stipulated Findings & Conclusions FY 2018 King	12/1/2017	MURDER 2 ( POST 7/24/99) [Life] Firearm	Male	White	2/10/1981	36
		Prior offense	ASSAULT 2 (POST 7/1/88)				
		Prior offense	ASSAULT 1 (POST 7/1/90)				
<b>Pierce</b>							
16-1-03560-6 2018011781	Jury Trial FY 2018 Pierce	1/5/2018	MURDER 2 ( POST 7/24/99) [Life] Firearm	Male	African American	2/22/1966	51
		Prior offense	MANSLAUGHTER 1 (PRE 7/27/97)				
		Prior offense	ROBBERY 2				
<b>Snohomish</b>							
17-1-00830-8 2017121156	Jury Trial FY 2018 Snohomish	12/28/2017	RESIDENTIAL BURGLARY (POST 7/90) [Life] Non-Firearm DW	Male	White	9/7/1952	65
		Prior offense	ASSAULT 2 (POST 7/1/88)				
		Prior offense	ASSAULT 2 (POST 7/1/88)				
** 17-1-01095-7 2018011546	Plea or Stipulated Findings & Conclusions FY 2018 Snohomish	1/31/2018	CHILD MOLEST 1 >17 (POST 8/31/01) (.712) [Life]	Male	Hispanic	5/2/1958	59
		Prior offense	RAPE OF A CHILD 1 (7/90 - 7/26/97)				
		Prior offense	RAPE OF A CHILD 1 (7/90 - 7/26/97)				
		Prior offense	CHILD MOLEST 1 (7/90 - 8/31/01)				

\*\* "Two-Strike" Sentences under the Persistent Offender Statue RCW 9.94A.030(37)(b)

## EXCEPTIONAL SENTENCES

Under provisions of the Sentencing Reform Act (SRA), every adult felony offense has a presumed range of punishment determined by the seriousness of the offense, by the number and type of other current offenses and by the number and type of prior adult and juvenile offenses. The presumptive range for certain offenses may be increased for weapon usage, for dealing drugs in a school or other protected zone or for certain drug offenses committed in a correctional facility. The presumptive range is decreased by 25 percent if the current offense is an attempt, conspiracy or solicitation to commit a felony. Some alternative sentences are possible under the First-time Offender Waiver (FTOW) for first time offenders, excluding violent, sex or certain drug offenders. In addition, the Special Sex Offender Sentencing Alternative (SSOSA) allows suspended sentences for certain offenders, and the Drug Offender Sentencing Alternative (DOSA) allows for reduced confinement time for eligible offenders.

The SRA presumes that, in most cases, a sentencing judge will impose a sentence within the standard range for the offense. An exceptional sentence is a sentence outside the standard range. (Alternative sentences under FTOW, SSOSA or DOSA are not considered exceptional sentences.) An exceptional sentence is allowed if there are substantial and compelling reasons supported by the record. An aggravated sentence must be based on a factor listed in RCW 9.94A.535 and the defendant has right to a jury trial on the facts and circumstances underlying an aggravating factor. The judge is required to record these reasons in writing. Some exceptional sentences do not result in incarceration outside the standard range, but are used to provide sentence conditions not otherwise permitted (*e.g.*, lengthy community supervision). The prosecution or the defense may appeal exceptional sentences.

The following tables summarize the reasons recorded by sentencing judges when imposing exceptional sentences. Reasons are summarized separately for mitigated sentences, aggravated sentences and sentences within the standard range.

**Table 15. Mitigated Exceptional Sentence Reasons  
Fiscal Year 2018**

<b>REASON</b>	<b>COUNT</b>
Exceptional sentence is more appropriate/is in the interests of justice.	607
All parties agreed to mitigated sentence.	276
Part of Plea Agreement.	115
Victim was an initiator, willing participant, aggressor, or provoker.	26
Capacity to appreciate the wrongfulness was significantly impaired.	25
Defendant is addressing psychological problem.	20
To make frugal use of the state's resources.	15
The multiple offense policy results in a clearly excessive presumptive sentence.	9
Defendant's age.	8
For defendant's rehabilitation or treatment.	6
No prior convictions or they are remote in time.	3
With no apparent predisposition, was induced by others to participate.	2
Defendant is making an effort to change criminal behavior or demonstrates a desire to do so.	2
Defendant's physical condition.	2
The current offense was less serious than similar crimes of this nature.	1
Confession before apprehension.	1
The first time offender range is not adequate.	1
Crime committed under duress, coercion, threat, or compulsion.	1
Assisted law enforcement/agreed to help in prosecution of codefendant.	1
Small quantity of drugs involved.	1
<b>Total Mitigated Reasons:</b>	<b>1122</b>
<b>Total Mitigated Sentences:</b>	<b>1105</b>
<b>Total Reasons Per Case:</b>	<b>1.02</b>

**Table 16. Aggravated Exceptional Sentence Reasons  
Fiscal Year 2018**

<b>REASON</b>	<b>COUNT</b>
Defendant agreed to prison, greater sentence, or treatment.	465
Criminal history score greater than 9 points.	19
The sentence was the result of a plea agreement in exchange for a reduced charge.	13
Victim was particularly vulnerable.	12
Defendant was in a position of trust (not an economic or drug offense).	11
A domestic violence offense that was a part of an ongoing pattern of psychological, physical, or sex abuse of victim multiple incidents over a prolonged period of time.	10
Rapid recidivism.	6
Deliberate cruelty to the victim.	5
The victim's injuries substantially exceed the level of bodily harm necessary to satisfy the elements of the offense.	5
A domestic violence offense that occurred in sight or sound of victims children under age 18.	5
Major economic offense - used position of trust, confidence, responsibility.	4
Major economic offense - high sophistication, planning, long time period.	4
Part of an ongoing pattern of sexual abuse of the same victim under 18.	4
Major economic offense involving multiple victims or multiple incidents.	3
Major economic offense substantially greater than typical for the offense.	3
The multiple offense policy results in a clearly lenient presumptive sent.	3
Current offense is a burglary and its victim was present in the building or residence crime committed.	2
Multiple victims or multiple incidents per victim (not an economic offense).	2
A domestic violence offense in which the offender's conduct was deliberately cruel, or intimidated the victim.	2
Drug offense involved at least three separate transactions (dealing).	2
Other aggravating factor.	1
Seriousness of the offense/more egregious than the typical circumstances of the crime.	1
The offense was a violent offense and the defendant knew the victim was pregnant.	1
To obtain or maintain membership in an organization, association, or group - 9.	1
<b>Total Reasons:</b>	<b>584</b>
<b>Total Aggravated Sentences:</b>	<b>551</b>
<b>Total Reasons Per Case:</b>	<b>1.06</b>

**Table 17. Within Standard Range Exceptional Sentence Reasons  
Fiscal Year 2018**

<b>REASON</b>	<b>COUNT</b>
Exceptional Sentence is within the presumptive range.	17
<b>Total Aggravated Reasons:</b>	<b>17</b>
<b>Total Sentences:</b>	<b>17</b>
<b>Total Reasons Per Case:</b>	<b>1.00</b>



## **SEX OFFENDER SENTENCING UNDER RCW 9.94A.507**

The 2001 Legislature enacted 3ESSB 6151 – The Management of Sex Offenders in the Civil Commitment and Criminal Justice Systems. The new system is often called “determinate plus.” Essentially, any offender who is not a persistent offender, who is sentenced for any one of the offenses enumerated in RCW 9.94A.507 (1)(a)(i) or (ii), or an attempt to commit any of those offenses, or is convicted of any sex offense, except failure to register, and has a prior conviction for a “two-strike” offense under RCW 9.94A.031(36)(b), is to receive an indeterminate sentence. The only exception is for offenders seventeen years old or younger at the time of the offense who are sentenced for Rape of a Child in the First Degree, Rape of a Child in the Second Degree or Child Molestation in the First Degree.

The minimum term of the sentence is to be set in the standard range according to the seriousness level of the offense and the offender score. The minimum term may also constitute an exceptional sentence as provided by RCW 9.94A.535. The maximum term is the statutory maximum sentence for the offense. Offenders sentenced to an indeterminate sentence are eligible for earned release pursuant to RCW 9.94A.728, have the opportunity for sex offender treatment while incarcerated and may be eligible for the Special Sex Offender Sentencing Alternative (SSOSA) as provided in RCW 9.94A.670.

Offenders sentenced under the “determinate plus” scheme fall under the purview of the Indeterminate Sentence Review Board (ISRB) through the maximum term of the sentence. The ISRB periodically reviews “determinate plus” offenders who have served their minimum term and decides whether to release the offender. “Determinate plus” offenders may remain in custody up to their statutory maximum, depending on the decisions of the ISRB. Those released from prison will be supervised by the Department of Corrections and will remain on community custody through the maximum term of the sentence.

**Table 18. "Determinate Plus" Sex Offense Sentences by County  
Fiscal Year 2018**

COUNTY	FELONY CLASS OF QUALIFYING OFFENSE			TOTAL DETERMINATE PLUS SENTENCES
	CLASS A	CLASS B	CLASS C	
Adams	1	0	0	1
Asotin	0	0	0	0
Benton	17	0	1	18
Chelan	2	0	0	2
Clallam	2	0	0	2
Clark	26	1	0	27
Columbia	1	0	0	1
Cowlitz	9	0	0	9
Douglas	1	0	0	1
Ferry	1	0	0	1
Franklin	4	0	0	4
Garfield	0	0	0	0
Grant	3	0	0	3
Grays Harbor	18	1	0	19
Island	3	0	0	3
Jefferson	1	0	0	1
King	35	2	0	37
Kitsap	18	0	0	18
Kittitas	1	0	0	1
Klickitat	3	0	0	3
Lewis	3	0	0	3
Lincoln	0	0	0	0
Mason	3	0	0	3
Okanogan	6	0	0	6
Pacific	2	1	0	3
Pend Oreille	0	0	1	1
Pierce	40	3	2	45
San Juan	2	0	0	2
Skagit	1	1	0	2
Skamania	0	0	0	0
Snohomish	19	0	0	19
Spokane	19	1	0	20
Stevens	2	0	0	2
Thurston	14	0	0	14
Wahkiakum	0	0	0	0
Walla Walla	0	0	0	0
Whatcom	5	0	0	5
Whitman	0	0	0	0
Yakima	11	0	0	11
<b>TOTAL</b>	<b>273</b>	<b>10</b>	<b>4</b>	<b>287</b>

**Table 19. Sentences with Domestic Violence by County  
Fiscal Year 2018**

COUNTY	SENTENCE WITH DOMESTIC VIOLENCE	TOTAL SENTENCES	RATIO
Adams	5	110	4.5%
Asotin	15	165	9.1%
Benton	70	833	8.4%
Chelan	36	423	8.5%
Clallam	22	220	10.0%
Clark	123	1,813	6.8%
Columbia	4	30	13.3%
Cowlitz	55	1,108	5.0%
Douglas	8	149	5.4%
Ferry	0	26	0.0%
Franklin	39	475	8.2%
Garfield	1	11	9.1%
Grant	20	392	5.1%
Grays Harbor	36	449	8.0%
Island	24	127	18.9%
Jefferson	2	75	2.7%
King	374	3,392	11.0%
Kitsap	76	1,156	6.6%
Kittitas	25	206	12.1%
Klickitat	8	147	5.4%
Lewis	42	671	6.3%
Lincoln	1	53	1.9%
Mason	25	197	12.7%
Okanogan	24	320	7.5%
Pacific	19	176	10.8%
Pend Oreille	2	49	4.1%
Pierce	292	3,033	9.6%
San Juan	4	29	13.8%
Skagit	40	562	7.1%
Skamania	2	50	4.0%
Snohomish	124	2,066	6.0%
Spokane	308	2,774	11.1%
Stevens	9	209	4.3%
Thurston	142	1,157	12.3%
Wahkiakum	1	12	8.3%
Walla Walla	16	164	9.8%
Whatcom	64	964	6.6%
Whitman	8	132	6.1%
Yakima	222	1,246	17.8%
<b>TOTAL</b>	<b>2,288</b>	<b>25,171</b>	<b>9.1%</b>

**Table 20. Age of Offenders by County  
Fiscal Year 2018**

COUNTY	Age: 18-24		Age: 25-34		Age: 35-59		Age: 60-79		Age: 80+		Teen		Total
Adams	31	28%	49	45%	28	25%	1	1%	0	0%	1	1%	110
Asotin	34	21%	68	42%	57	35%	4	2%	0	0%	0	0%	163
Benton	194	23%	360	43%	259	31%	13	2%	0	0%	5	1%	831
Chelan	111	26%	162	38%	143	34%	6	1%	0	0%	0	0%	422
Clallam	49	22%	89	40%	77	35%	5	2%	0	0%	0	0%	220
Clark	410	23%	732	40%	637	35%	20	1%	0	0%	14	1%	1,813
Columbia	5	17%	11	37%	13	43%	1	3%	0	0%	0	0%	30
Cowlitz	192	17%	436	39%	454	41%	24	2%	0	0%	2	0%	1,108
Douglas	36	24%	59	40%	51	34%	1	1%	0	0%	2	1%	149
Ferry	3	12%	13	50%	8	31%	1	4%	0	0%	1	4%	26
Franklin	133	28%	180	38%	157	33%	4	1%	0	0%	0	0%	474
Garfield	2	18%	4	36%	5	45%	0	0%	0	0%	0	0%	11
Grant	100	26%	162	41%	124	32%	4	1%	0	0%	2	1%	392
Grays Harbor	78	17%	178	40%	180	40%	13	3%	0	0%	0	0%	449
Island	22	17%	53	42%	50	39%	2	2%	0	0%	0	0%	127
Jefferson	18	24%	29	39%	25	33%	3	4%	0	0%	0	0%	75
King	803	24%	1,311	39%	1,187	35%	54	2%	0	0%	30	1%	3,385
Kitsap	225	19%	456	39%	447	39%	23	2%	1	0%	3	0%	1,155
Kittitas	63	31%	69	33%	71	34%	1	0%	1	0%	1	0%	206
Klickitat	36	24%	53	36%	49	33%	9	6%	0	0%	0	0%	147
Lewis	173	26%	234	35%	248	37%	8	1%	0	0%	8	1%	671
Lincoln	6	11%	15	28%	32	60%	0	0%	0	0%	0	0%	53
Mason	46	23%	82	42%	63	32%	6	3%	0	0%	0	0%	197
Okanogan	76	24%	118	37%	116	36%	7	2%	0	0%	3	1%	320
Pacific	26	15%	61	35%	83	47%	5	3%	0	0%	1	1%	176
Pend Oreille	12	24%	15	31%	20	41%	2	4%	0	0%	0	0%	49
Pierce	607	20%	1,327	44%	1,024	34%	46	2%	0	0%	29	1%	3,033
San Juan	3	10%	9	31%	16	55%	1	3%	0	0%	0	0%	29
Skagit	106	19%	240	43%	200	36%	6	1%	0	0%	9	2%	561
Skamania	8	16%	20	40%	21	42%	1	2%	0	0%	0	0%	50
Snohomish	483	23%	868	42%	679	33%	20	1%	2	0%	14	1%	2,066
Spokane	526	19%	1,133	41%	1,076	39%	26	1%	0	0%	13	0%	2,774
Stevens	31	15%	98	47%	74	35%	6	3%	0	0%	0	0%	209
Thurston	212	18%	500	43%	425	37%	18	2%	0	0%	2	0%	1,157
Wahkiakum	1	8%	5	42%	5	42%	1	8%	0	0%	0	0%	12
Walla Walla	49	30%	62	38%	50	31%	2	1%	0	0%	0	0%	163
Whatcom	182	19%	400	41%	367	38%	11	1%	1	0%	3	0%	964
Whitman	39	30%	47	36%	44	33%	2	2%	0	0%	0	0%	132
Yakima	319	26%	516	41%	387	31%	17	1%	0	0%	7	1%	1,246
<b>STATE TOTAL</b>	<b>5,450</b>	<b>22%</b>	<b>10,224</b>	<b>41%</b>	<b>8,952</b>	<b>36%</b>	<b>374</b>	<b>1%</b>	<b>5</b>	<b>0%</b>	<b>150</b>	<b>1%</b>	<b>25,155 (*)</b>

(\*) Excluding sentences missing DOB

**Table 21. Sentences with Prior Juvenile Conviction by County  
Fiscal Year 2018**

ADULT SENTENCES W/ PRIOR JUVENILE CONVICTION					
COUNTY	JAIL	PRISON	OTHERS	TOTAL SENTENCES	RATIO
Adams	8	10	5	110	20.9%
Asotin	12	10	0	165	13.3%
Benton	101	88	8	833	23.6%
Chelan	62	31	13	423	25.1%
Clallam	19	22	6	220	21.4%
Clark	225	150	7	1,813	21.1%
Columbia	3	4	1	30	26.7%
Cowlitz	98	58	15	1,108	15.4%
Douglas	8	14	3	149	16.8%
Ferry	4	1	0	26	19.2%
Franklin	64	55	6	475	26.3%
Garfield	0	0	0	11	0.0%
Grant	56	26	10	392	23.5%
Grays Harbor	41	29	6	449	16.9%
Island	8	10	1	127	15.0%
Jefferson	8	3	0	75	14.7%
King	215	358	66	3,392	18.8%
Kitsap	113	110	12	1,156	20.3%
Kittitas	18	13	0	206	15.0%
Klickitat	17	12	0	147	19.7%
Lewis	53	63	10	671	18.8%
Lincoln	1	0	0	53	1.9%
Mason	12	32	4	197	24.4%
Okanogan	36	22	3	320	19.1%
Pacific	12	10	1	176	13.1%
Pend Oreille	4	0	0	49	8.2%
Pierce	256	290	7	3,033	18.2%
San Juan	1	1	0	29	6.9%
Skagit	71	40	0	562	19.8%
Skamania	5	4	0	50	18.0%
Snohomish	153	215	17	2,066	18.6%
Spokane	289	181	23	2,774	17.8%
Stevens	21	11	4	209	17.2%
Thurston	128	105	1	1,157	20.2%
Wahkiakum	2	2	0	12	33.3%
Walla Walla	30	18	6	164	32.9%
Whatcom	117	89	16	964	23.0%
Whitman	9	1	1	132	8.3%
Yakima	161	141	11	1,246	25.1%
<b>TOTAL</b>	<b>2,441</b>	<b>2,229</b>	<b>263</b>	<b>25,171</b>	<b>19.6%</b>

**Table 22. Crimes Against Person by County (RCW 9.94A.411)  
Fiscal Year 2018**

COUNTY	OFFENSES AGAINST PERSON	TOTAL OFFENSES	RATIO
Adams	21	141	14.9%
Asotin	51	267	19.1%
Benton	236	1,054	22.4%
Chelan	97	662	14.7%
Clallam	65	362	18.0%
Clark	449	2,457	18.3%
Columbia	16	62	25.8%
Cowlitz	152	1,604	9.5%
Douglas	33	233	14.2%
Ferry	6	34	17.6%
Franklin	125	583	21.4%
Garfield	1	13	7.7%
Grant	77	505	15.2%
Grays Harbor	133	620	21.5%
Island	53	195	27.2%
Jefferson	12	112	10.7%
King	1298	4,765	27.2%
Kitsap	291	1,613	18.0%
Kittitas	56	344	16.3%
Klickitat	43	234	18.4%
Lewis	159	951	16.7%
Lincoln	8	89	9.0%
Mason	59	317	18.6%
Okanogan	81	525	15.4%
Pacific	57	293	19.5%
Pend Oreille	6	54	11.1%
Pierce	1028	4,857	21.2%
San Juan	8	41	19.5%
Skagit	136	946	14.4%
Skamania	10	61	16.4%
Snohomish	562	2,716	20.7%
Spokane	777	4,019	19.3%
Stevens	35	334	10.5%
Thurston	345	1,763	19.6%
Wahkiakum	2	13	15.4%
Walla Walla	39	227	17.2%
Whatcom	218	1,353	16.1%
Whitman	29	165	17.6%
Yakima	445	1,612	27.6%
<b>TOTAL</b>	<b>7,219</b>	<b>36,196</b>	<b>19.9%</b>

**Table 23A. Sentences of Juvenile Declined to Adult Court  
(RCW 13.04.030, RCW 13.40.110)  
by Race**

----

**Fiscal Year 2018**

Race	Exclusive Declined	Mandatory Declined	Discretionary Declined	Total
White	19	0	2	21
Unknown	0	0	1	1
Native American	1	1	0	2
Hispanic	11	2	3	16
Asian	2	0	0	2
African American	27	1	1	29
<b>TOTAL</b>	<b>60</b>	<b>4</b>	<b>7</b>	<b>71</b>

**Table 23B. Sentences of Juvenile Declined to Adult Court  
(RCW 13.04.030, RCW 13.40.110)  
by County**

----

**Fiscal Year 2018**

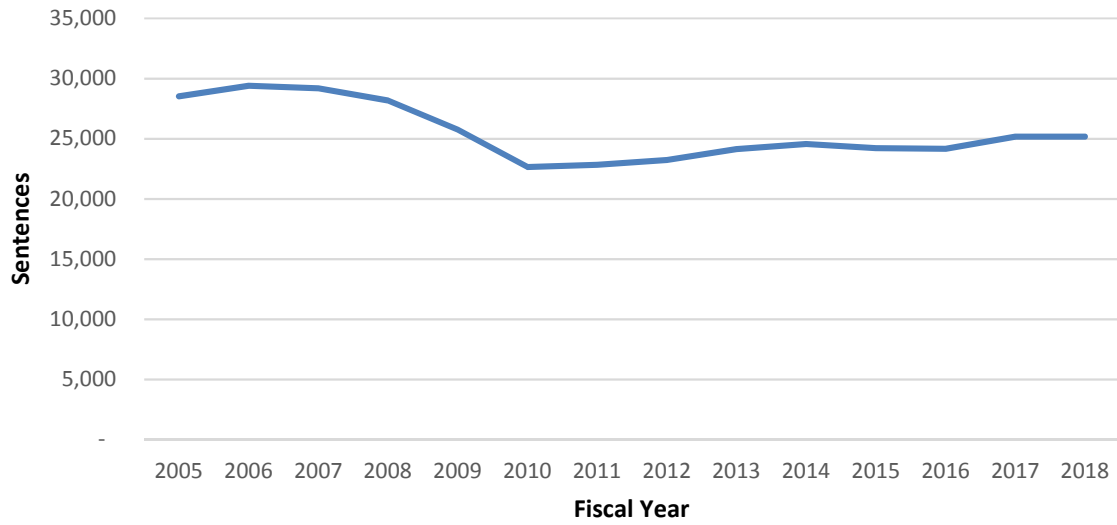
County	Exclusive Declined	Mandatory Declined	Discretionary Declined	Total
Adams	1	0	0	1
Douglas	1	0	0	1
King	16	1	1	18
Lewis	4	0	1	5
Okanogan	2	0	1	3
Pierce	14	1	1	16
Skagit	0	2	2	4
Snohomish	8	0	0	8
Spokane	5	0	1	6
Thurston	1	0	0	1
Whatcom	2	0	0	2
Yakima	6	0	0	6
<b>TOTAL</b>	<b>60</b>	<b>4</b>	<b>7</b>	<b>71</b>

## **SENTENCING TRENDS FROM FY 2005 TO FY 2018**

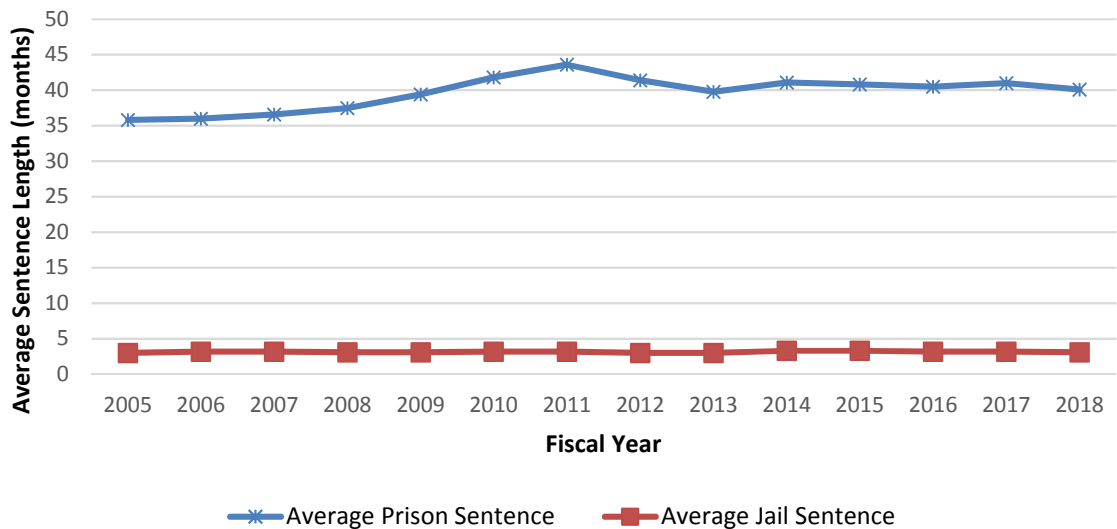
- Total Felony Judgement and Sentences
- Average Sentence Length
- Ratio of Prison Sentences to All Felony Sentences
- Percentage of Violent Sentences in Jail and in Prison
- Sentences by Crime Categories
- Sentences with First-Time Offender Waiver
- Persistent Offenders Sentences
- Violation of the Uniform Controlled Substance Act (VUCSA)
- Alternative Sentences
- Sentences with Exceptional Reasons



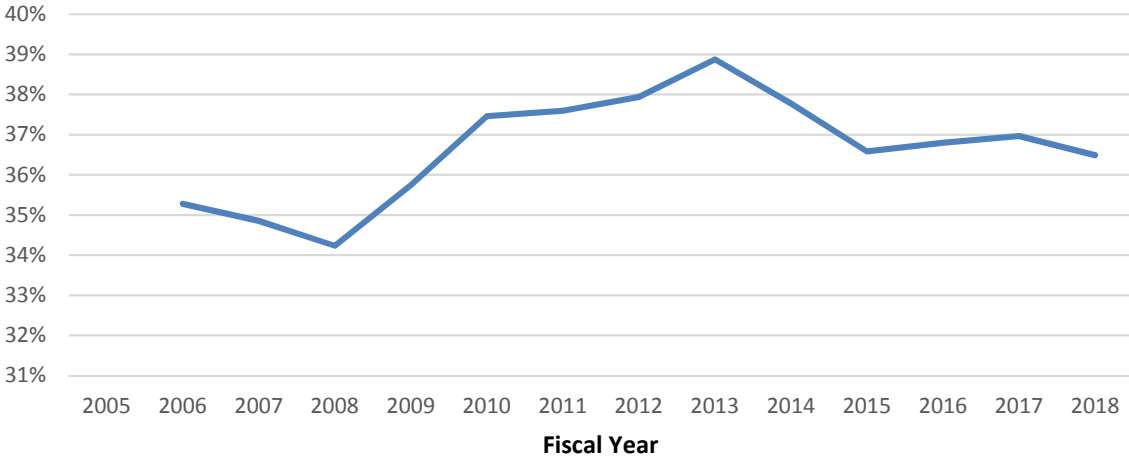
## Total Felony Judgement and Sentences



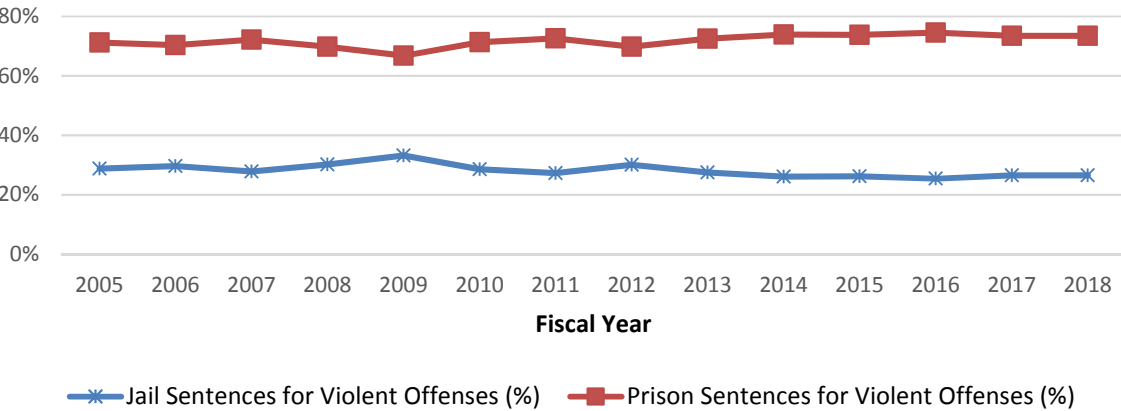
## Average Sentence Length



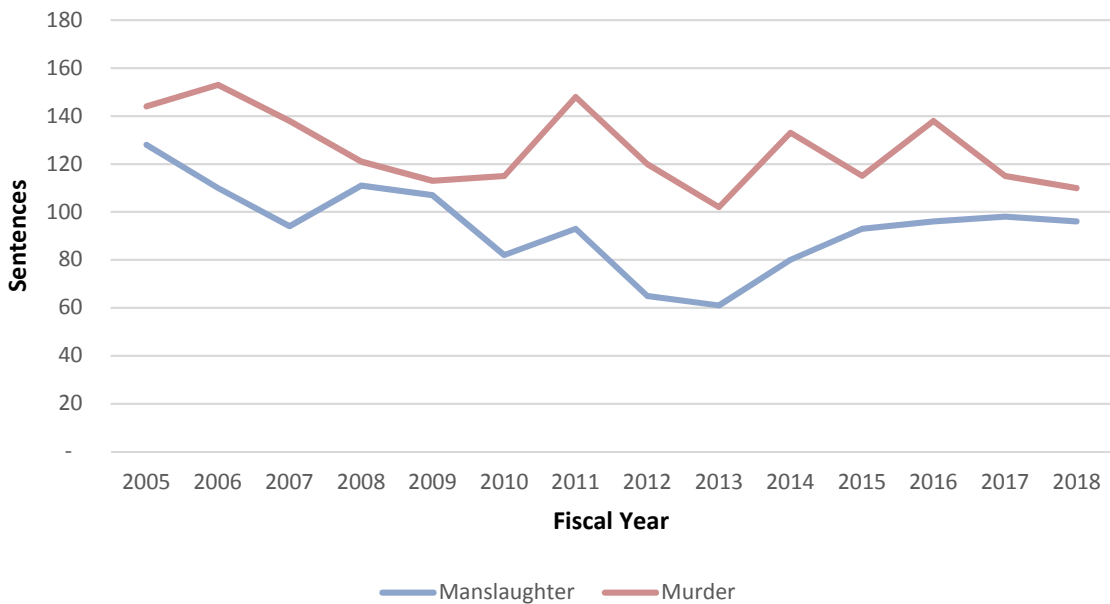
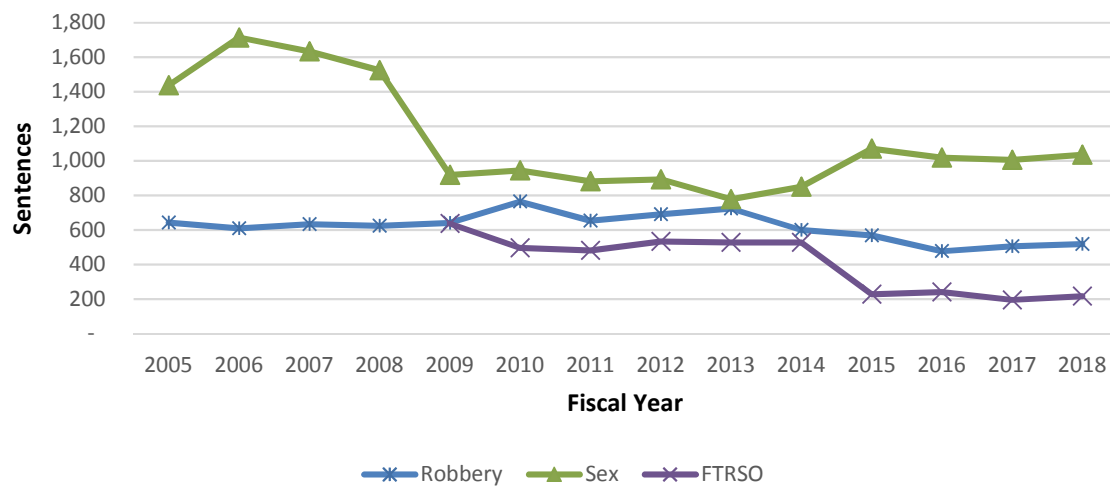
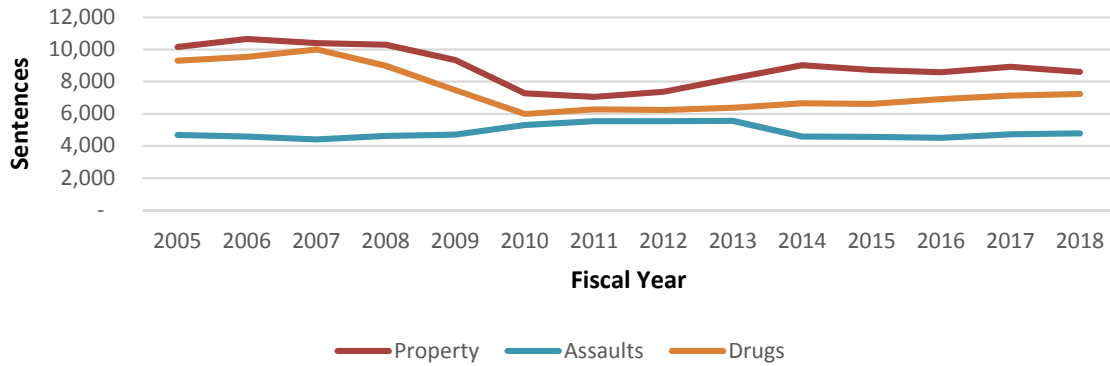
### Ratio of Prison Sentences to All Felony Sentences

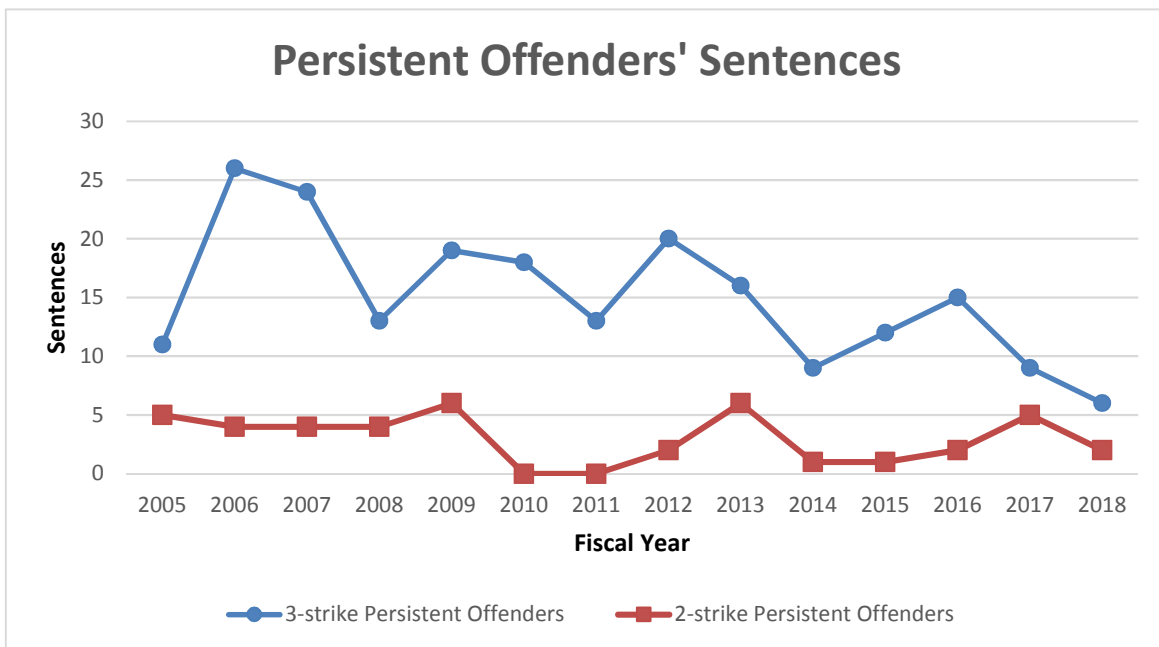
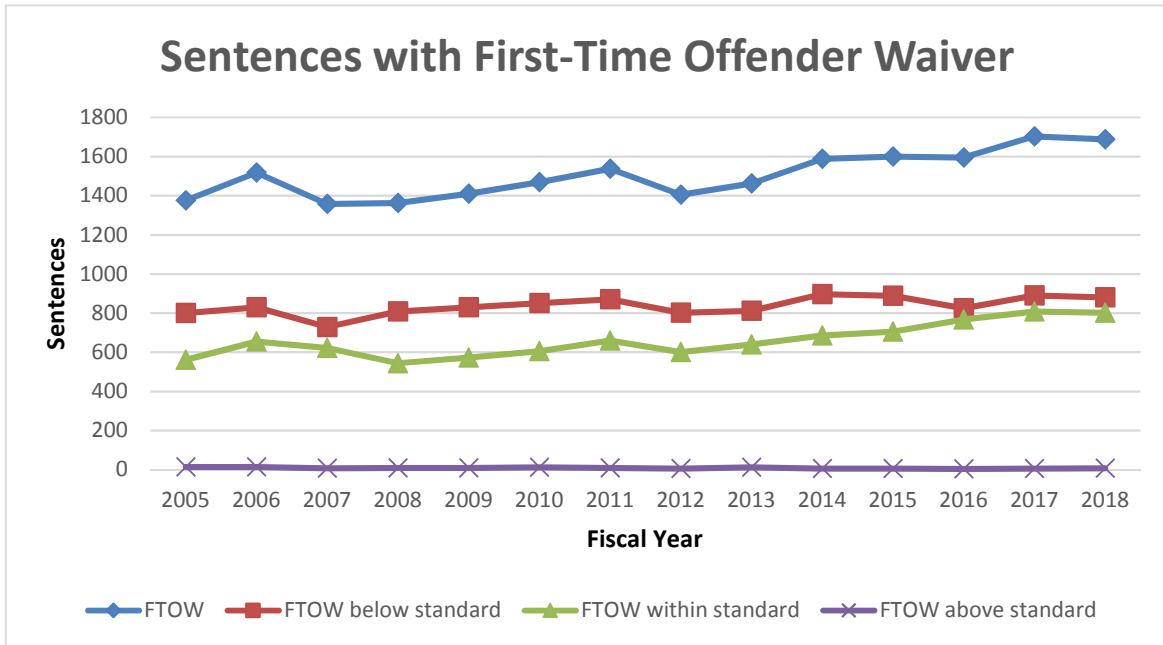


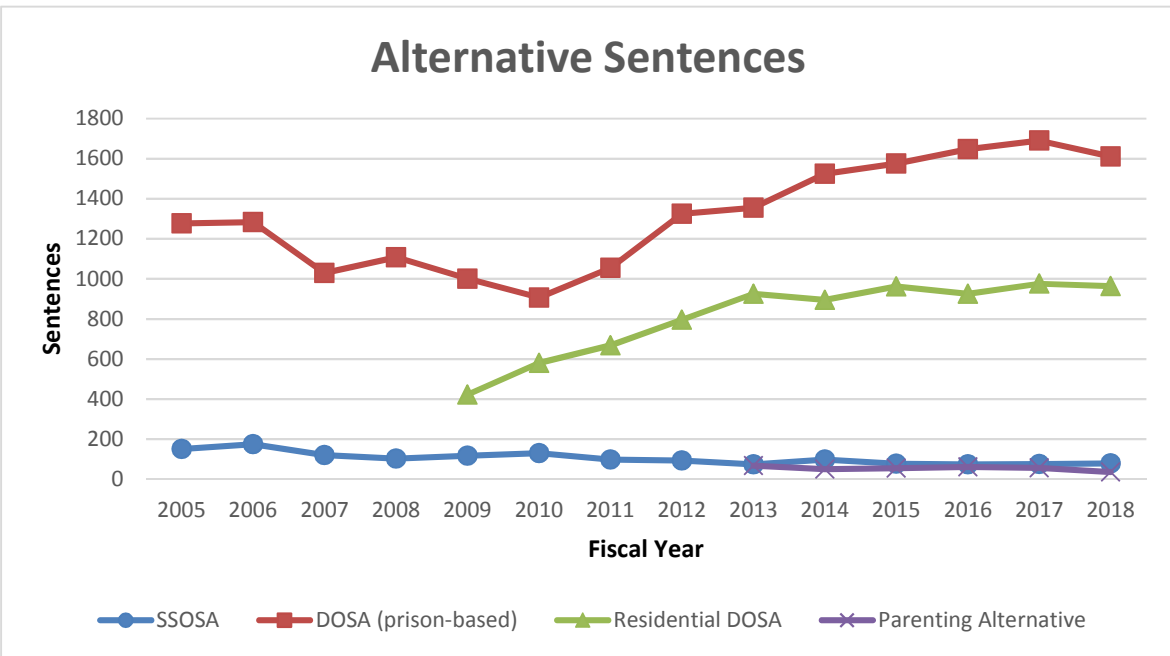
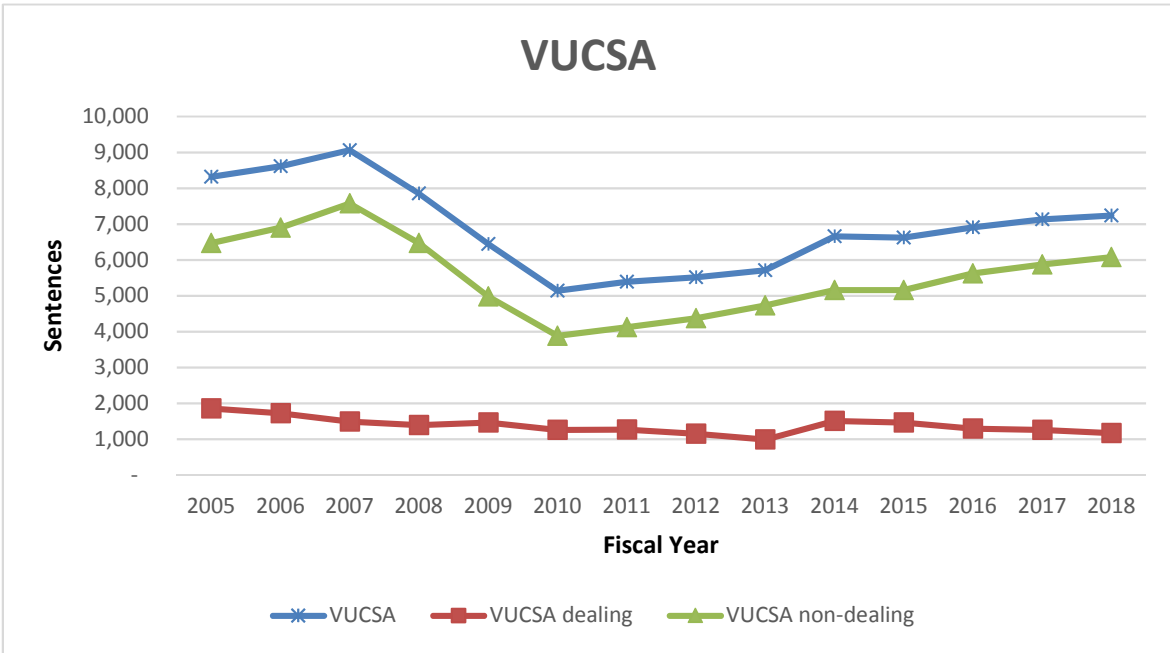
### Percentage of Violent Sentences in Jail and in Prison

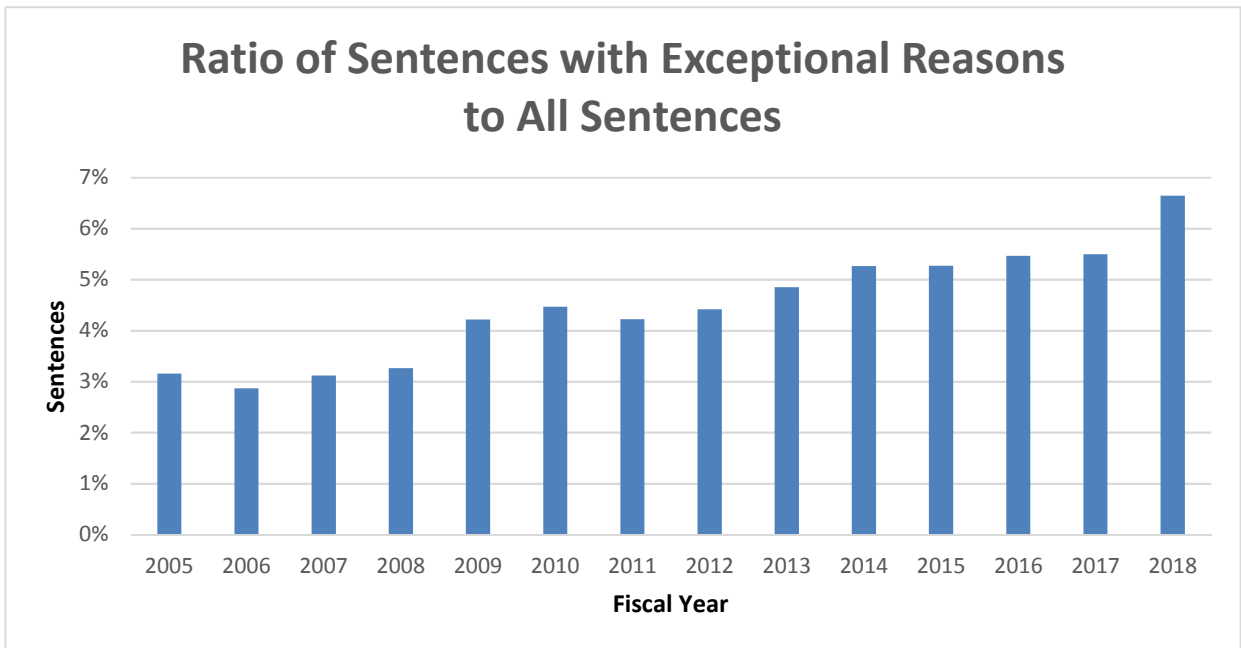
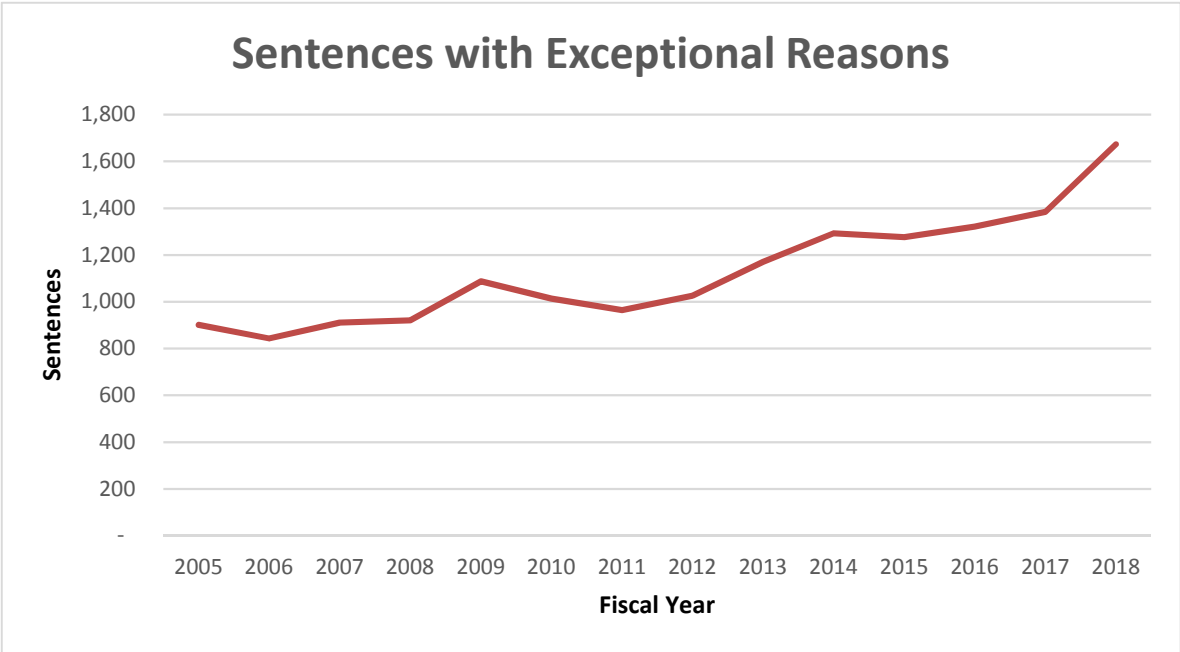


## Sentences by Crime Categories









## **APPENDICES**

The information contained herein is current as of Fiscal Year 2018, and does not reflect any changes enacted by the 2018 Washington State Legislature. Statutes presented and cited in the appendices may have been amended and become effective subsequent to Fiscal Year 2018 – the time period covered by this report.

## APPENDIX A: ADULT FELONY SENTENCING GRID - RCW 9.94A.510

<i>SERIOUS LEVEL</i>	<i>OFFENDER SCORE</i>									
	0	1	2	3	4	5	6	7	8	9 or More
<b>XI</b>	Life Sentence Without Parole/Death Penalty for offenders at or over the age of eighteen. For offenders under the age of eighteen a term of twenty-five years to life.									
<b>XV</b>	23y 4m 240-320	24y 4 m 250-333	25y 4m 261-347	26y 4m 271-361	27y 4m 281-374	28y 4m 291-388	30y 4m 312-416	32y 10m 338-450	36y 370-493	40y 411-548
<b>XIV</b>	14y 4m 123-220	15y 4m 134-234	16y 2m 144-244	17y 154-254	17y 11m 165-265	18y 9m 175-275	20y 5m 195-295	22y 2m 216-316	25y 7m 257-357	29y 298-397
<b>XIII</b>	12y 123-164	13y 134-178	14y 144-192	15y 154-205	16y 165-219	17y 175-233	19y 195-260	21y 216-288	25y 257-342	29y 298-397
<b>XII</b>	9y 93-123	9y 11m 102-136	10y 9m 111-147	11y 8m 120-160	12y 6m 129-171	13y 5m 138-184	15y 9m 162-216	17y 3m 178-236	20y 3m 209-277	23y 3m 240-318
<b>XI</b>	7y 6m 78-102	8y 4m 86-114	9y 2m 95-125	9y 11m 102-136	10y 9m 111-147	11y 7m 120-158	14y 2m 146-194	15y 5m 159-211	17y 11m 185-245	20y 5m 210-280
<b>X</b>	5y 51-68	5y 6m 57-75	6y 62-82	6y 6m 67-89	7y 72-96	7y 6m 77-102	9y 6m 98-130	10y 6m 108-144	12y 6m 129-171	14y 6m 149-198
<b>IX</b>	3y 31-41	3y 6m 36-48	4y 41-54	4y 6m 46-61	5y 51-68	5y 6m 57-75	7y 6m 77-102	8y 6m 87-116	10y 6m 108-144	12y 6m 129-171
<b>VIII</b>	2y 21-27	2y 6m 26-34	3y 31-41	3y 6m 36-48	4y 41-54	4y 6m 46-61	6y 6m 67-89	7y 6m 77-102	8y 6m 87-116	10y 6m 108-144
<b>VII</b>	18m 15-20	2y 21-27	2y 6m 26-34	3y 31-41	3y 6m 36-48	4y 41-54	5y 6m 57-75	6y 6m 67-89	7y 6m 77-102	8y 6m 87-116
<b>VI</b>	13m 12+-14	18m 15-20	2y 21-27	2y 6m 26-34	3y 31-41	3y 6m 36-48	4y 6m 46-61	5y 6m 57-75	6y 6m 67-89	7y 6m 77-102
<b>V</b>	9m 6-12	13m 12+-14	15m 13-17	18m 15-20	2y 2m 22-29	3y 2m 33-43	4y 41-54	5y 51-68	6y 62-82	7y 72-96
<b>IV</b>	6m 3-9	9m 6-12	13m 12+-14	15m 13-17	18m 15-20	2y 2m 22-29	3y 2m 33-43	4y 2m 43-57	5y 2m 53-70	6y 2m 63-84
<b>III</b>	2m 1-3	5m 3-8	8m 4-12	11m 9-12	14m 12+-16	20m 17-22	2y 2m 22-29	3y 2m 33-43	4y 2m 43-57	5y 51-68
<b>II</b>	45d 0-90 (days)	4m 2-6	6m 3-9	8m 4-12	13m 12+-14	16m 14-18	20m 17-22	2y 2m 22-29	3y 2m 33-43	4y 2m 43-57
<b>I</b>	30 d 0-60 (days)	45d 0-90 (days)	3m 2-5	4m 2-6	5m 3-8	8m 4-12	13m 12+-14	16m 14-18	20m 17-22	2y 2m 22-29



## APPENDIX B:

### Offenses Included within Each Seriousness Level - RCW 9.94A.515 (Effective until July 1, 2019)

LEVEL	OFFENSES
XVI	Aggravated Murder 1 (RCW 10.95.020)
XV	Homicide by abuse (RCW 9A.32.055)
	Malicious explosion 1 (RCW 70.74.280(1))
	Murder 1 (RCW 9A.32.030)
XIV	Murder 2 (RCW 9A.32.050)
	Trafficking 1 (RCW 9A.40.100(1))
XIII	Malicious explosion 2 (RCW 70.74.280(2))
	Malicious placement of an explosive 1 (RCW 70.74.270(1))
XII	Assault 1 (RCW 9A.36.011)
	Assault of a Child 1 (RCW 9A.36.120)
	Malicious placement of an imitation device 1 (RCW 70.74.272(1)(a))
	Promoting Commercial Sexual Abuse of a Minor (RCW 9.68A.101)
	Rape 1 (RCW 9A.44.040)
	Rape of a Child 1 (RCW 9A.44.073)
	Trafficking 2 (RCW 9A.40.100 (3))
XI	Manslaughter 1 (RCW 9A.32.060)
	Rape 2 (RCW 9A.44.050)
	Rape of a Child 2 (RCW 9A.44.076)
	Vehicular Homicide, by being under the influence of intoxicating liquor or any drug (RCW 46.61.520)
	Vehicular Homicide, by the operation of any vehicle in a reckless manner (RCW 46.61.520)
X	Child Molestation 1 (RCW 9A.44.083)
	Criminal Mistreatment 1 (RCW 9A.42.020)

LEVEL	OFFENSES
	Indecent Liberties (with forcible compulsion) (RCW 9A.44.100(1)(a))
	Kidnapping 1 (RCW 9A.40.020)
	Leading Organized Crime (RCW 9A.82.060(1)(a))
	Malicious explosion 3 (RCW 70.74.280(3))
	Sexually Violent Predator Escape (RCW 9A.76.115)
IX	Abandonment of Dependent Person 1 (RCW 9A.42.060)
	Assault of a Child 2 (RCW 9A.36.130)
	Explosive devices prohibited (RCW 70.74.180)
	Hit and Run--Death (RCW 46.52.020(4)(a))
	Homicide by Watercraft, by being under the influence of intoxicating liquor or any drug (RCW 79A.60.050)
	Inciting Criminal Profiteering (RCW 9A.82.060(1)(b))
	Malicious placement of an explosive 2 (RCW 70.74.270(2))
	Robbery 1 (RCW 9A.56.200)
	Sexual Exploitation (RCW 9.68A.040)
VIII	Arson 1 (RCW 9A.48.020)
	Commercial Sexual Abuse of a Minor (RCW 9.68A.100)
	Homicide by Watercraft, by the operation of any vessel in a reckless manner (RCW 79A.60.050)
	Manslaughter 2 (RCW 9A.32.070)
	Promoting Prostitution 1 (RCW 9A.88.070)
	Theft of Ammonia (RCW 69.55.010)
VII	Air bag diagnostic systems (causing bodily injury or death) (RCW 46.37.660(2)(b))
	Air bag replacement requirements (causing bodily injury or death) (RCW 46.37.660(1)(b))
	Burglary 1 (RCW 9A.52.020)
	Child Molestation 2 (RCW 9A.44.086)
	Civil Disorder Training (RCW 9A.48.120)
	Dealing in depictions of minor engaged in sexually explicit conduct (RCW 9.68A.050(1))

LEVEL	OFFENSES
	Drive-by Shooting (RCW 9A.36.045)
	Homicide by Watercraft, by disregard for the safety of others (RCW 79A.60.050)
	Indecent Liberties (without forcible compulsion) (RCW 9A.44.100(1) (b) and (c))
	Introducing Contraband 1 (RCW 9A.76.140)
	Malicious placement of an explosive 3 (RCW 70.74.270(3))
	Manufacture or import counterfeit, nonfunctional, damaged, or previously deployed air bag(causing bodily injury or death)(RCW 46.37.650(1)(b))
	Negligently Causing Death By Use of a Signal Preemption Device (RCW 46.37.675)
	Sale, install, reinstall counterfeit, nonfunctional, damaged, or previously deployed airbag (RCW46.37.650(2)(b))
	Sending, bringing into state depictions of minor engaged in sexually explicit conduct (RCW 9.68A.060(1))
	Unlawful Possession of a Firearm in the first degree (RCW 9.41.040(1))
	Use of a Machine Gun in Commission of a Felony (RCW 9.41.225)
	Vehicular Homicide, by disregard for the safety of others (RCW 46.61.520)
VI	Bail Jumping with Murder 1 (RCW 9A.76.170(3)(a))
	Bribery (RCW 9A.68.010)
	Incest 1 (RCW 9A.64.020(1))
	Intimidating a Judge (RCW 9A.72.160)
	Intimidating a Juror/Witness (RCW 9A.72.110, 9A.72.130)
	Malicious placement of an imitation device 2 (RCW 70.74.272(1)(b))
	Possession of Depictions of a Minor Engaged in Sexually Explicit Conduct (RCW 9.68A.070(1))
	Rape of a Child 3 (RCW 9A.44.079)
	Theft of a Firearm (RCW 9A.56.300)
	Theft from a Vulnerable Adult 1 (RCW 9A.56.400(1))
	Unlawful Storage of Ammonia (RCW 69.55.020)
V	Abandonment of dependent person 2 (RCW 9A.42.070)
	Advancing money or property for extortionate extension of credit (RCW 9A.82.030)
	Air bag diagnostic systems (RCW46.37.660(2)(c))

LEVEL	OFFENSES
	Air bag replacement requirements(RCW 46.37.660(1)(c))
	Bail Jumping with class A Felony (RCW 9A.76.170(3)(b))
	Child Molestation 3 (RCW 9A.44.089)
	Criminal Mistreatment 2 (RCW 9A.42.030)
	Custodial Sexual Misconduct 1 (RCW 9A.44.160)
	Dealing in Depictions of Minor Engaged in Sexually Explicit Conduct 2 (RCW 9.68A.050(2))
	Domestic Violence Court Order Violation (RCW 10.99.040, 10.99.050, 26.09.300, 26.10.220, 26.26.138, 26.50.110, 26.52.070, or 74.34.145)
	Driving While Under the Influence (RCW 46.61.502(6))
	Extortion 1 (RCW 9A.56.120)
	Extortionate Extension of Credit (RCW 9A.82.020)
	Extortionate Means to Collect Extensions of Credit (RCW 9A.82.040)
	Incest 2 (RCW 9A.64.020(2))
	Kidnapping 2 (RCW 9A.40.030)
	Manufacture or import counterfeit, nonfunctional, damaged, or previously deployed air bag (RCW 46.37.650(1)(c))
	Perjury 1 (RCW 9A.72.020)
	Persistent prison misbehavior (RCW 9.94.070)
	Possession of a Stolen Firearm (RCW 9A.56.310)
	Rape 3 (RCW 9A.44.060)
	Rendering Criminal Assistance 1 (RCW 9A.76.070)
	Sale of, install, or reinstall counterfeit, nonfunctional, damaged, or previously deployed airbag (RCW 46.37.650(2)(c))
	Sending, Bringing into State Depictions of Minor Engaged in Sexually Explicit Conduct 2 (RCW 9.68A.060(2))
	Sexual Misconduct with a Minor 1 (RCW 9A.44.093)
	Sexually Violating Human Remains (RCW 9A.44.105)
	Stalking (RCW 9A.46.110)
	Taking Motor Vehicle Without Permission 1 (RCW 9A.56.070)

LEVEL	OFFENSES
IV	Arson 2 (RCW 9A.48.030)
	Assault 2 (RCW 9A.36.021)
	Assault 3 (of a Peace Officer with a Projectile Stun Gun) (RCW 9A.36.031(1)(h))
	Assault 4 (third domestic violence offense) (RCW 9A.36.041(3))
	Assault by Watercraft (RCW 79A.60.060)
	Bribing a Witness/Bribe Received by Witness (RCW 9A.72.090, 9A.72.100)
	Cheating 1 (RCW 9.46.1961)
	Commercial Bribery (RCW 9A.68.060)
	Counterfeiting (RCW 9.16.035(4))
	Driving While Under the Influence (RCW 46.61.502(6))
	Endangerment with a Controlled Substance (RCW 9A.42.100)
	Escape 1 (RCW 9A.76.110)
	Hit and Run -- Injury (RCW 46.52.020(4)(b))
	Hit and Run with Vessel -- Injury Accident (RCW 79A.60.200(3))
	Identity Theft 1 (RCW 9.35.020(2))
	Indecent Exposure to Person Under Age Fourteen (subsequent sex offense) (RCW 9A.88.010)
	Influencing Outcome of Sporting Event (RCW 9A.82.070)
	Malicious Harassment (RCW 9A.36.080)
	Physical Control of a Vehicle While Under the Influence (RCW 46.61.504(6))
	Possession of Depictions of a Minor Engaged in Sexually Explicit Conduct 2 (RCW 9.68A.070(2))
	Residential Burglary (RCW 9A.52.025)
	Robbery 2 (RCW 9A.56.210)
	Theft of Livestock 1 (RCW 9A.56.080)
	Threats to Bomb (RCW 9.61.160)
Trafficking in Stolen Property 1 (RCW 9A.82.050)	
Unlawful factoring of a credit card or payment card transaction (RCW 9A.56.290(4)(b))	
Unlawful transaction of health coverage as a health care service contractor (RCW	

LEVEL	OFFENSES
	<p>48.44.016(3))</p> <p>Unlawful transaction of health coverage as a health maintenance organization (RCW 48.46.033(3))</p> <p>Unlawful transaction of insurance business (RCW 48.15.023(3))</p> <p>Unlicensed practice as an insurance professional (RCW 48.17.063(2))</p> <p>Use of Proceeds of Criminal Profiteering (RCW 9A.82.080 (1) and (2))</p> <p>Vehicle Prowling 2 (third or subsequent offense) (RCW 9A.52.100(3))</p> <p>Vehicular Assault, by being under the influence of intoxicating liquor or any drug, or by the operation or driving of a vehicle in a reckless manner (RCW 46.61.522)</p> <p>Viewing of Depictions of a Minor Engaged in Sexually Explicit Conduct 1 (RCW 9.68A.075(1))</p> <p>Willful Failure to Return from Furlough (**RCW 72.66.060)</p>
III	<p>Animal Cruelty 1 (Sexual Conduct or Contact) (RCW 16.52.205(3))</p> <p>Assault 3 (Except Assault 3 of a Peace Officer With a Projectile Stun Gun) (RCW 9A.36.031 except subsection (1)(h))</p> <p>Assault of a Child 3 (RCW 9A.36.140)</p> <p>Bail Jumping with class B or C Felony (RCW 9A.76.170(3)(c))</p> <p>Burglary 2 (RCW 9A.52.030)</p> <p>Communication with a Minor for Immoral Purposes (RCW 9.68A.090)</p> <p>Criminal Gang Intimidation (RCW 9A.46.120)</p> <p>Custodial Assault (RCW 9A.36.100)</p> <p>Cyberstalking (subsequent conviction or threat of death) (RCW 9.61.260(3))</p> <p>Escape 2 (RCW 9A.76.120)</p> <p>Extortion 2 (RCW 9A.56.130)</p> <p>Harassment (RCW 9A.46.020)</p> <p>Intimidating a Public Servant (RCW 9A.76.180)</p> <p>Introducing Contraband 2 (RCW 9A.76.150)</p> <p>Malicious Injury to Railroad Property (RCW 81.60.070)</p> <p>Mortgage Fraud (RCW 19.144.080)</p> <p>Negligently Causing Substantial Bodily Harm By Use of a Signal Preemption Device (RCW 46.37.674)</p>

LEVEL	OFFENSES
	Organized Retail Theft 1 (RCW 9A.56.350(2))
	Perjury 2 (RCW 9A.72.030)
	Possession of Incendiary Device (RCW 9.40.120)
	Possession of Machine Gun or Short-Barreled Shotgun or Rifle (RCW 9.41.190)
	Promoting Prostitution 2 (RCW 9A.88.080)
	Retail Theft with Special Circumstances 1 (RCW 9A.56.360(2))
	Securities Act violation (RCW 21.20.400)
	Tampering with a Witness (RCW 9A.72.120)
	Telephone Harassment (subsequent conviction or threat of death) (RCW 9.61.230(2))
	Theft of Livestock 2 (RCW 9A.56.083)
	Theft with the Intent to Resell 1 (RCW 9A.56.340(2))
	Trafficking in Stolen Property 2 (RCW 9A.82.055)
	Unlawful Hunting of Big Game 1 (RCW 77.15.410(3)(b))
	Unlawful Imprisonment (RCW 9A.40.040)
	Unlawful Misbranding of Food Fish or Shellfish 1 (RCW 69.04.938(3))
	Unlawful possession of firearm in the second degree (RCW 9.41.040(2))
	Unlawful Taking of Endangered Fish or Wildlife 1 (RCW 77.15.120(3)(b))
	Unlawful Trafficking in Fish, Shellfish, or Wildlife 1 (RCW 77.15.260(3)(b))
	Unlawful Use of a Nondesignated Vessel (RCW 77.15.530(4))
	Vehicular Assault, by the operation or driving of a vehicle with disregard for the safety of others (RCW 46.61.522)
	Willful Failure to Return from Work Release (**RCW 72.65.070)
II	Commercial Fishing Without a License 1 (RCW 77.15.500(3)(b))
	Computer Trespass 1 (RCW 9A.52.110)
	Counterfeiting (RCW 9.16.035(3))
	Electronic Data Service Interference (RCW 9A.90.060)
	Electronic Data Tampering 1 (RCW 9A.90.080)
	Electronic Data Theft (RCW 9A.90.100)

LEVEL	OFFENSES
	Engaging in Fish Dealing Activity Unlicensed 1 (RCW 77.15.620(3))
	Escape from Community Custody (RCW 72.09.310)
	Failure to Register as a Sex Offender (second or subsequent offense) (RCW 9A.44.130 prior June 10, 2010, and RCW 9A.44.132)
	Health Care False Claims (RCW 48.80.030)
	Identity Theft 2 (RCW 9.35.020(3))
	Improperly Obtaining Financial Information (RCW 9.35.010)
	Malicious Mischief 1 (RCW 9A.48.070)
	Organized Retail Theft 2 (RCW 9A.56.350(3))
	Possession of Stolen Property 1 (RCW 9A.56.150)
	Possession of a Stolen Vehicle (RCW 9A.56.068)
	Retail Theft with Special Circumstances 2 (RCW 9A.56.360(3))
	Scrap Processing, Recycling, or Supplying Without a License (second or subsequent offense) (RCW 19.290.100)
	Theft 1 (RCW 9A.56.030)
	Theft of a Motor Vehicle (RCW 9A.56.065)
	Theft of Rental, Leased, or Lease-purchased Property (valued at one thousand five hundred dollars or more) (RCW 9A.56.096(5)(a))
	Theft with the Intent to Resell 2 (RCW 9A.56.340(3))
	Trafficking in Insurance Claims (RCW 48.30A.015)
	Unlawful factoring of a credit card or payment card transaction (RCW 9A.56.290(4)(a))
	Unlawful Participation of Non-Indians in Indian Fishery (RCW 77.15.570(2))
	Unlawful Practice of Law (RCW 2.48.180)
	Unlawful Purchase or Use of a License (RCW 77.15.650(3)(b))
	Unlawful Trafficking in Fish, Shellfish, or Wildlife 2 (RCW 77.15.260(3)(a))
	Unlicensed Practice of a Profession or Business (RCW 18.130.190(7))
	Voyeurism (RCW 9A.44.115)
I	Attempting to Elude a Pursuing Police Vehicle (RCW 46.61.024)
	False Verification for Welfare (RCW 74.08.055)



LEVEL	OFFENSES
	Forgery (RCW 9A.60.020)
	Fraudulent Creation or Revocation of a Mental Health Advance Directive (RCW 9A.60.060)
	Malicious Mischief 2 (RCW 9A.48.080)
	Mineral Trespass (RCW 78.44.330)
	Possession of Stolen Property 2 (RCW 9A.56.160)
	Reckless Burning 1 (RCW 9A.48.040)
	Spotlighting Big Game 1 (RCW 77.15.450(3)(b))
	Suspension of Department Privileges 1 (RCW 77.15.670(3)(b))
	Taking Motor Vehicle Without Permission 2 (RCW 9A.56.075)
	Theft 2 (RCW 9A.56.040)
	Theft from a Vulnerable Adult 2 (RCW 9A.56.400(2))
	Theft of Rental, Leased, or Lease-purchased Property (valued at two hundred fifty dollars or more but less than one thousand five hundred dollars) (RCW 9A.56.096(5)(b))
	Transaction of insurance business beyond the scope of licensure (RCW 48.17.063)
	Unlawful Fish and Shellfish Catch Accounting (RCW 77.15.630(3)(b))
	Unlawful Issuance of Checks or Drafts (RCW 9A.56.060)
	Unlawful Possession of Fictitious Identification (RCW 9A.56.320)
	Unlawful Possession of Instruments of Financial Fraud (RCW 9A.56.320)
	Unlawful Possession of Payment Instruments (RCW 9A.56.320)
	Unlawful Possession of a Personal Identification Device (RCW 9A.56.320)
	Unlawful Production of Payment Instruments (RCW 9A.56.320)
	Unlawful Releasing, Planting, Possessing, or Replacing Deleterious Exotic Wildlife (RCW 77.15.250(2)(b))
	Unlawful Trafficking in Food Stamps (RCW 9.91.142)
	Unlawful Use of Food Stamps (RCW 9.91.144)
	Unlawful Use of Net to Take Fish 1 (RCW 77.15.580(3)(b))
	Unlawful Use of Prohibited Aquatic Animal Species (**RCW 77.15.253(3))
	Vehicle Prowl 1 (RCW 9A.52.095)

LEVEL	OFFENSES
	Violating Commercial Fishing Area or Time 1 (RCW 77.15.550(3)(b))

[2018 c 236 § 721. Prior: 2017 c 335 § 4; 2017 c 292 § 3; 2017 c 272 § 10; 2017 c 266 § 8; prior: 2016 c 213 § 5; 2016 c 164 § 13; 2016 c 6 § 1; 2015 c 261 § 11; prior: 2013 c 322 § 26; 2013 c 290 § 8; 2013 c 267 § 2; 2013 c 153 § 2; prior: 2012 c 176 § 3; 2012 c 162 § 1; prior: 2010 c 289 § 11; 2010 c 227 § 9; prior: 2008 c 108 § 23; 2008 c 38 § 1; prior: 2007 c 368 § 14; 2007 c 199 § 10; prior: 2006 c 277 § 6; 2006 c 228 § 9; 2006 c 191 § 2; 2006 c 139 § 2; 2006 c 128 § 3; 2006 c 73 § 12; prior: (2006 c 125 § 5 repealed by 2006 c 126 § 7); 2005 c 458 § 2; 2005 c 183 § 9; prior: 2004 c 176 § 2; 2004 c 94 § 3; (2004 c 94 § 2 expired July 1, 2004); prior: 2003 c 335 § 5; (2003 c 335 § 4 expired July 1, 2004); 2003 c 283 § 33; (2003 c 283 § 32 expired July 1, 2004); 2003 c 267 § 3; (2003 c 267 § 2 expired July 1, 2004); 2003 c 250 § 14; (2003 c 250 § 13 expired July 1, 2004); 2003 c 119 § 8; (2003 c 119 § 7 expired July 1, 2004); 2003 c 53 § 56; 2003 c 52 § 4; (2003 c 52 § 3 expired July 1, 2004); prior: 2002 c 340 § 2; 2002 c 324 § 2; 2002 c 290 § 7; (2002 c 290 § 2 expired July 1, 2003); 2002 c 253 § 4; 2002 c 229 § 2; 2002 c 134 § 2; 2002 c 133 § 4; prior: 2001 2nd sp.s. c 12 § 361; 2001 c 300 § 4; 2001 c 217 § 12; 2001 c 17 § 1; prior: 2001 c 310 § 4; 2001 c 287 § 3; 2001 c 224 § 3; 2001 c 222 § 24; 2001 c 207 § 3; 2000 c 225 § 5; 2000 c 119 § 17; 2000 c 66 § 2; prior: 1999 c 352 § 3; 1999 c 322 § 5; 1999 c 45 § 4; prior: 1998 c 290 § 4; 1998 c 219 § 4; 1998 c 82 § 1; 1998 c 78 § 1; prior: 1997 c 365 § 4; 1997 c 346 § 3; 1997 c 340 § 1; 1997 c 338 § 51; 1997 c 266 § 15; 1997 c 120 § 5; prior: 1996 c 302 § 6; 1996 c 205 § 3; 1996 c 36 § 2; prior: 1995 c 385 § 2; 1995 c 285 § 28; 1995 c 129 § 3 (Initiative Measure No. 159); prior: (1994 sp.s. c 7 § 510 repealed by 1995 c 129 § 19 (Initiative Measure No. 159)); 1994 c 275 § 20; 1994 c 53 § 2; prior: 1992 c 145 § 4; 1992 c 75 § 3; 1991 c 32 § 3; 1990 c 3 § 702; prior: 1989 2nd ex.s. c 1 § 3; 1989 c 412 § 3; 1989 c 405 § 1; 1989 c 271 § 102; 1989 c 99 § 1; prior: 1988 c 218 § 2; 1988 c 145 § 12; 1988 c 62 § 2; prior: 1987 c 224 § 1; 1987 c 187 § 4; 1986 c 257 § 23; 1984 c 209 § 17; 1983 c 115 § 3. Formerly RCW 9.94A.320..]

**APPENDIX C:**

**Drug Offense Sentencing Grid - RCW 9.94A.517  
(Effective until July 1, 2018)**

<b>Serious Level</b>	<b>Offender Score 0 to 2</b>	<b>Offender Score 3 to 5</b>	<b>Offender Score 6 to 9+</b>
Level III	51 to 68 months	68+ to 100 months	100+ to 120 months
Level II	12+ to 20 months	20+ to 60 months	60+ to 120 months
Level I	0 to 6 months	6+ to 12 months	12+ to 24 months

[2015 c 291 § 8; 2013 2nd sp.s. c 14 § 1; 2002 c 290 § 8.]

**Drug Offense Sentencing Grid - RCW 9.94A.517  
(Effective July 1, 2018)**

<b>Serious Level</b>	<b>Offender Score 0 to 2</b>	<b>Offender Score 3 to 5</b>	<b>Offender Score 6 to 9+</b>
Level III	51 to 68 months	68+ to 100 months	100+ to 120 months
Level II	12+ to 20 months	20+ to 60 months	60+ to 120 months
Level I	0 to 6 months	6+ to 18 months	12+ to 24 months

[2015 c 291 § 9; 2002 c 290 § 8.]

**APPENDIX D:  
Drug Offense Included within Each Seriousness Level - RCW 9.94A.518**

LEVEL	DRUG OFFENSES
III	Any felony offense under chapter 69.50 RCW with a deadly weapon special verdict under RCW 9.94A.602
	Controlled Substance Homicide (RCW 69.50.415)
	Delivery of imitation controlled substance by person eighteen or over to person under eighteen (RCW 69.52.030(2))
	Involving a minor in drug dealing (RCW 69.50.4015)
	Manufacture of methamphetamine (RCW 69.50.401(2)(b))
	Over 18 and deliver heroin, methamphetamine, a narcotic from Schedule I or II, or flunitrazepam from Schedule IV to someone under 18 (RCW 69.50.406)
	Over 18 and deliver narcotic from Schedule III, IV, or V or a nonnarcotic, except flunitrazepam or methamphetamine, from Schedule I-V to someone under 18 and 3 years junior (RCW 69.50.406)
	Possession of Ephedrine, Pseudoephedrine, or Anhydrous Ammonia with intent to manufacture methamphetamine. (RCW 69.50.440)
	Selling for profit (controlled or counterfeit) any controlled substance (RCW 69.50.410)
II	Create, deliver, or possess a counterfeit controlled substance (RCW 69.50.4011)
	Deliver or possess with intent to deliver methamphetamine (RCW 69.50.401(2)(b))
	Delivery of a material in lieu of a controlled substance (RCW 69.50.4012)
	Maintaining a Dwelling or Place for Controlled Substances (RCW 69.50.402(1)(f))
	Manufacture, deliver, or possess with intent to deliver amphetamine (RCW 69.50.401(2)(b))
	Manufacture, deliver, or possess with intent to deliver narcotics from Schedule I or II or flunitrazepam from Schedule IV (RCW 69.50.401(2)(a))
	Manufacture, deliver, or possess with intent to deliver narcotics from Schedule III, IV, or V or nonnarcotics from Schedule I-V (except marijuana, amphetamine, methamphetamines, or flunitrazepam) (RCW 69.50.401(2) (c) through (e))
	Manufacture, distribute, or possess with intent to distribute an imitation controlled substance (RCW 69.52.030(1))

LEVEL	DRUG OFFENSES
I	Forged Prescription (RCW 69.41.020)
	Forged Prescription for a Controlled Substance (RCW 69.50.403)
	Manufacture, deliver, or possess with intent to deliver marijuana (RCW 69.50.401(2)(c))
	Possess Controlled Substance that is a Narcotic from Schedule III, IV, or V or Nonnarcotic from Schedule I-V (RCW 69.50.4013)
	Possession of Controlled Substance that is either heroin or narcotics from Schedule I or II (RCW 69.50.4013)
	Unlawful Use of Building for Drug Purposes (RCW 69.53.010)

[2003 c 53 § 57; 2002 c 290 § 9.]