

# **STATISTICAL SUMMARY OF ADULT FELONY SENTENCING FISCAL YEAR 2023**



**State of Washington  
Caseload Forecast Council  
P.O. Box 40962  
Olympia, WA 98504-0962**

**(360) 664-9380  
[www.cfc.wa.gov](http://www.cfc.wa.gov)**

**December 2023**



## **State of Washington**

### **Caseload Forecast Council**

**Sen. Derek Stanford, Chair**  
Washington State Senator

**David Schumacher, Vice Chair**  
Director, Office of Financial Management

**Jilma Meneses**  
Secretary, Department of Social  
and Health Services

**Sen. Lynda Wilson**  
Washington State Senator

**Rep. Steve Bergquist**  
Washington State Representative

**Rep. Chris Corry**  
Washington State Representative

### **Council Staff**

**Erik Cornellier, JD, MPA**  
Executive Director

**Elaine Deschamps, PhD**  
Deputy Director

**Kathleen Turnbow**  
Confidential Secretary

**Duc Luu**  
Database and Sentencing  
Administration Manager

**Jennifer Jones**  
Senior Research Analyst

**Shidong Zhang, PhD**  
Senior Data Scientist

**Erik Sund, MPA**  
Senior Forecaster

**Paula Moore, MPA**  
Senior Forecaster

**Van Nguyen**  
Research Analyst

**Clela Steelhammer**  
Senior Criminal Justice Policy Analyst

**W. Webb Sprague, PhD**  
Senior Forecaster

**Alex Ge, PhD**  
Senior Forecaster



# TABLE OF CONTENTS

<b>PREFACE</b> .....	vii
<b>EXECUTIVE SUMMARY</b> .....	x

## AVERAGE SENTENCE LENGTHS

Table 1A.	Average Sentence Length by Crime Type.....	13
Table 1B.	Average Sentence Length by Forecasting Crime Type .....	14
Table 1C.	Racial Distribution and Sentence Type by Forecasting Crime Type (New).....	15
Table 2.	Average Sentence Length Imposed by Offense.....	16

## NUMBER OF SENTENCES

Table 3A.	Sentencing Grid Frequencies .....	26
Table 3B.	Drug Sentencing Grid Frequencies .....	27
Table 4.	Number of Sentences for Violent and Nonviolent Offenses by Facility Type and County .....	28
Table 5.	Percentage of Sentences for Violent and Nonviolent Offenses by Facility Type and County .....	29
Table 6.	VUCSA Dealing and Non-dealing Sentences by County .....	30
Table 7.	Sentences with a Deadly Weapon Finding .....	31
Table 8.	Sentences with a Sexual Motivation Finding .....	32
Table 9.	Type of Verdict Imposed by Crime Type.....	33

## SENTENCE DEPARTURES

Table 10.	Sentence Departures by Type and Direction .....	34
Table 11.	Sentence Departures by Type and Offense .....	35
Table 12.	Length of Sentence Relative to Standard Range.....	48

## PERSISTENT OFFENDERS

Table 13.	Average Sentence of "Most Serious Offenders" by County .....	56
Table 14A.	"Persistent Offender" Sentences by County .....	57
Table 14B.	Details in Persistent Offenders' Sentences FY2023 .....	58

## EXCEPTIONAL SENTENCES

Table 15.	Mitigated Exceptional Sentence Reasons .....	62
Table 16.	Aggravated Exceptional Sentence Reasons .....	63
Table 17.	Within Standard Range Exceptional Sentence Reasons .....	64

## SEX OFFENDER SENTENCING UNDER RCW 9.94A.507

Table 18.	"Determinate Plus" Sex Offense Sentences by County .....	66
-----------	--	----

## OTHER TABLES

Table 19.	Sentences with Domestic Violence by County.....	67
Table 20.	Age of Offenders by County.....	68
Table 21.	Sentences with Prior Juvenile Conviction by County.....	69
Table 22.	Crimes Against Person by County.....	70
Table 23.	Sentences of Juvenile Declined to Adult Court .....	71

## SENTENCING TRENDS FROM FY2008 TO FY2023

Graphs.	Total Felony Judgement and Sentences.....	73
	Average Sentence Length.....	73
	Distribution of Crime Categories (FY2013-FY2023).....	74
	Ratio of Prison Sentences to All Felony Sentences.....	75
	Percentage of Violent Sentences in Jail and in Prison.....	75
	Sentences by Crime Categories .....	76
	Sentences with First-Time Offender Waiver .....	77
	Persistent Offenders' Sentences.....	77
	Violation of the Uniform Controlled Substance Act (VUCSA) .....	78
	Alternatives Sentences.....	78
	Sentences with Exceptional Reasons.....	79
	Ratio of Sentences with Exceptional Reasons to All Sentences.....	79
	Crimes Committed by Month – FY2023 .....	80
	Crime Distribution by County – FY2023 .....	81
	Racial Distribution by Crime Category – FY2023 .....	82
	Deal and No-Deal Drug Offenses By Fiscal Year .....	83
	Percentage of Deal and No-Deal Drug Offenses By Fiscal Year .....	84
	Major Crime Distribution by Race – FY2023 .....	85
	Where-In-The-Range by County – FY2023 (Murder 1, Murder 2, Manslaughter, Failure to Register as Sex Offenders, Property, Robbery, Sex, Drug, Other Felonies) .....	86

## APPENDICES

Appendix A. Adult Felony Sentencing Grid.....	96
Appendix B. Offenses Included Within Each Seriousness Level .....	97
Appendix C. Drug Offense Sentencing Grid .....	107
Appendix D. Drug Offenses Included Within Each Seriousness Level.....	108

# PREFACE

This report summarizes the 15,276 Washington State adult felony sentences imposed from July 1, 2022 through June 30, 2023 (Fiscal Year 2023). The tables in this report were generated from the Council's database, which includes data on all Sentencing Reform Act (SRA) sentences imposed during Fiscal Year 2023.

## *Washington State Sentencing Guidelines*

Washington is a presumptive sentencing guidelines state. Under Washington law<sup>1</sup>, individuals convicted of felonies are sentenced to a determinate term of confinement within a presumptive standard range unless a sentencing alternative or exceptional sentence outside the standard range is imposed. The 15,276 sentences imposed in FY2023 represent a 15.5 percent increase from 13,221 sentences in FY2022.

## *Presumptive Standard Range Sentences*

The majority of Washington felony sentences are within the “standard range.” The appropriate presumptive range is determined by reference to the seriousness of the current offense, the number and type of the individual’s prior offenses, and other current offenses. In FY2023, most of the felony sentences (71.7 percent) were within the standard range.

The presumptive standard range may be increased by sentence enhancements. The legislature has created sentence enhancements for felony traffic crimes involving intoxication, crimes involving a deadly weapon, crimes found to be sexually motivated, and certain drug-related crimes.

Standard range sentences are not appealable.

## *Sentencing Alternatives*

Several alternatives to standard range sentences are available for some individuals. In FY2023, 21.3 percent of sentences were ordered using alternatives to the standard range.

- The First-time Offender Waiver (FTOW) is available for individuals convicted of non-violent offenses that have no prior felony offenses, who have not committed sex offenses, certain drug offenses, or certain offenses involving being under the influence, in which the standard range sentence may be waived. Using this alternative, a sentencing judge imposing a FTOW waives the standard range sentence and as an alternative imposes up to 90 days in jail, up to twelve months or six months of community supervision, and several other non-offense related conditions, such as community-based treatment. See RCW 9.94A.650 for further information.
- The Special Sex Offender Sentencing Alternative (SSOSA) is available for the sentencing of individuals convicted of sex offenses that have no prior felony sex convictions. The alternative is limited to individuals whose current offenses do not include Rape in the second degree or any serious violent sex offenses. Individuals must also have current offenses and criminal histories that permits the court to impose a standard range sentence of less than

---

<sup>1</sup> Sentencing Reform Act (SRA) of 1981, as amended, RCW 9.94A *et seq.*

eleven years of confinement. In addition, they may not have any adult convictions for violent offenses that were committed within five years of the date of the current offense.

A person sentenced under SSOSA receives a suspended sentence within the standard range, a jail term of up to twelve months, and conditions of the sentence that may include inpatient and/or outpatient treatment. See RCW 9.94A.670 for further information.

- The Drug Offender Sentencing Alternative (DOSA) is available for certain chemically dependent individuals. This alternative permits departure from standard range sentencing and results in a reduction of confinement time for eligible individuals combined with intensive treatment for individuals sentenced to the alternative.

A person is eligible for a DOSA alternative if:

- The conviction is for a felony that is not a violent offense and the violation does not involve a sentence enhancement under RCW 9.94A.533(3) or (4);
- The conviction is for a felony that is not a felony Driving While Under the Influence of Intoxicating Liquor or any Drug (RCW 46.61.502(6)) or felony Physical Control of a Vehicle while under the Influence of Intoxicating Liquor or any Drug (RCW 46.61.504(6));
- There are no current or prior convictions for a sex offense for which the person is currently or may be required to register as a sex offender;
- There are no prior convictions in this state, and no prior convictions for an equivalent out-of-state or federal offense for the following offenses during the following time frames:
  - Robbery in the Second Degree that did not involve the use of a firearm and was not reduced from Robbery in the First Degree within seven years before the conviction of the current offense; or
  - Any other violent offense within ten years before the conviction of the current offense;
- For a violation of the Uniform Controlled Substances Act under Chapter 69.50 RCW or a criminal solicitation to commit such a violation under Chapter 9A.28 RCW, the offense involved only a small quantity of the particular controlled substance as determined by the judge upon consideration of such factors as the weight, purity, packaging, sale price, and street value of the controlled substance;
- The person has not been found by the United States attorney general to be subject to a deportation detainer or order and does not become subject to a deportation order during the period of the sentence;
- The standard range meets certain qualifications:
  - Prison-based option: the end of the standard sentence range for the current offense is greater than one year;
  - Residential-based option: the midpoint of the standard range is 26 months or less; and



- The person has not received a DOSA sentence more than once in the prior ten years before the current offense.

There are two DOSA options available to the court for eligible individuals, depending on the length of the individual's standard range:

- i. Prison-based DOSA alternative: The court may impose a prison-based DOSA sentence on any eligible individual consisting of a period of total confinement in a state facility for one-half the midpoint of the standard sentence range or twelve months, whichever is greater and one-half the midpoint of the standard sentence range as a term of community custody, which must include appropriate substance abuse treatment in a program that has been approved by the Division of Behavioral Health and Recovery within the Department of Social and Health Services. See RCW 9.94A.660 and 9.94A.662 for further information.
  - ii. Residential DOSA alternative: If the midpoint of the standard range is 26 months or less, the court may impose a residential DOSA sentence consisting of a term of community custody equal to one-half the midpoint of the standard sentence range or two years, whichever is greater, conditioned on the person entering and remaining in residential chemical dependency treatment certified under chapter 70.96A RCW for a period set by the court between three and six months. See RCW 9.94A.660 and 9.94A.664 for further information.
- The Parenting Sentencing Alternative (or Family Offender Sentencing Alternative) is available for the sentencing of an individual who is a parent with physical custody of his or her minor child; is an expected parent; is a legal guardian of a minor child; or is a biological parent, an adoptive parent, custodian, or stepparent with a proven, established, ongoing, and substantial relationship with a minor child that existed at the time of the offense.

A person is eligible if the high end of the standard sentence range for the current offense is greater than one year, and the person:

- has no prior or current conviction for a felony sex offense, a serious violent offense, or a felony offense where the person was armed with a firearm or deadly weapon in the commission of the felony;
- has no current conviction for a violent offense; and
- signs release of information waivers required to allow information regarding current or prior child welfare cases to be shared with the Department of Corrections and the court.

Under this alternative, the sentencing judge may waive imposition of a sentence within the standard range and impose a sentence consisting of twelve months of community custody. See RCW 9.94A.655 for further information.

- The Mental Health Sentencing Alternative is available for the sentencing of an individual who has been determined by the court to have a serious mental illness. The court may rely on various information to come to that determination. See RCW 9.94A.695(2)&(3) for further information.

A person is eligible if:

- the defendant has a conviction for a felony that is not a serious violent or sex offense;
- the defendant is diagnosed with a serious mental illness recognized by the diagnostic manual in use by mental health professionals at the time of sentencing;
- the judge has determined the defendant and community would benefit from supervision and treatment; and
- the defendant is willing to participate in the sentencing alternative.

Under this alternative, the sentencing judge may waive imposition of a sentence within the standard range and impose a sentence consisting of 12 and 24 months of community custody if the midpoint of the defendant's standard range is less than or equal to 36 months, or a term of community custody between 12 and 36 months if the midpoint of the defendant's standard range is longer than 36 months. The actual length of community custody within the ranges is at the discretion of the court. See RCW 9.94A.695 for further information.

### *Exceptional Sentences*

Finally, the court may order an “exceptional” sentence that is outside the standard range of confinement or includes conditions not allowed as part of a standard range sentence when either substantial and compelling aggravating or mitigating factors exist. In FY2023, 10.5 percent (1,602) of felony sentences were exceptional sentences, which is an increase from 10.9 percent (1,436) in FY2022.

Exceptional sentences are more likely (72.9 percent) to reduce the term of confinement to below the standard range than to increase it above the range (15.8 percent).

A small number of “within the range” exceptional sentences are ordered each year, typically to require community supervision beyond the amount allowed under the standard range or to require treatment in situations where such treatment may not be required as part of a standard range sentence. In FY2023, 11.2 percent (176) of the exceptional sentences fell within the standard sentence range, which is an increase from 8.6 percent in FY2022.

Exceptional sentences may be appealed by the defense or by the prosecution and defendants have a right to a jury trial on aggravating factors.

Comments or questions may be directed to the Council at:

Duc Luu | [Duc.Luu@cfc.wa.gov](mailto:Duc.Luu@cfc.wa.gov)  
Caseload Forecast Council  
P.O. Box 40962  
Olympia, WA 98504-0962

## EXECUTIVE SUMMARY<sup>2</sup>

- In FY2023, the total number of felony sentences imposed in Washington increased 15.5 percent, from 13,221 sentences in FY2022 to 15,276 sentences in FY2023.
- Changes in the rate and number of sentences imposed between FY2022 and FY2023 are summarized as follows:

-6.0%	Robbery (from 418 to 393)	-2.0%	Drug (from 802 to 786)
24.2%	Property (from 5,203 to 6,464)	11.5%	Manslaughter (from 139 to 155)
13.0%	Assault (from 4,054 to 4,583)	4.8%	Murder (from 187 to 196)
2.2%	Sex (from 891 to 911)	18.5%	Other Felony (from 1,389 to 1,646)
2.9%	Failure to Register as Sex Offender (from 138 to 142)		
- In FY2023, five individuals were sentenced to life in prison as persistent offenders under the “three strikes” provision of RCW 9.94A.030(37)(a). In addition, one sex offender was sentenced to life in prison under the “two-strike” provision of RCW 9.94A.30(37)(b). The six persistent offender sentences imposed in FY2023 represent a 45.5 percent decrease from the 11 sentences in FY2022.
- The percentage of felony sentences that resulted in prison sentences decreased from 44.5 percent in FY2022 to 43.1 percent in FY2023.
- The average prison sentence in FY2023 was 51.5 months, down from 54.6 months in FY2022. The average jail sentence length in FY2023 was 3.5 months, down from 3.6 months in FY2022. Overall, the average sentence length of all felony sentences decreased from 25.9 months in FY2022 to 23.8 months in FY2023.
- In FY2023, the number of sentences imposed for Violations of the Uniform Controlled Substances Act (VUCSA) decreased by 2 percent from the previous year. The number of sentences for “dealing” offenses decreased by 4.5 percent and the number of sentences for “non-dealing” offenses increased by 40 percent. A recent court decision, *St. v Blake* ruled that the statute for simple possession of a controlled substance was unconstitutional. Subsequent legislation reduced simple possession to a misdemeanor, and then to a gross misdemeanor.
- The number of First-time Offender Waivers (FTOW) increased from 916 in FY2022 to 1,143 in FY2023, a 24.8 percent increase. Approximately 67.8 percent of FTOWs were below the standard range minimum, and 31.2 percent were within the standard range. The overall number of FTOW sentences increased and the percent as compared to the overall number of felony offenses imposed in the fiscal year also increased slightly, from 6.9 percent of all sentences in FY2022 to 7.5 percent in FY2023.
- The number of Special Sex Offender Sentencing Alternative (SSOSA) sentences imposed by the court increased from 71 in FY2022 to 73 in FY2023, a 2.8 percent increase. While the overall number of SSOSA sentences increased, the percentage as compared to the overall number of

---

<sup>2</sup> The numbers of sentences referenced in this report are current of December 1, 2023. These are subject to change as missing sentencing data becomes available.

felony offenses imposed in the fiscal year also stayed at 0.5 percent of all sentences in FY2022 and in FY2023.

- The number of Drug Offender Sentencing Alternative (DOSA) sentences imposed by the court increased from 1,516 sentences in FY2022 to 1,772 in FY2023, an increase of 16.9 percent. The overall number of DOSA sentences increased and the percentage as compared to the overall number of felony offenses imposed in the fiscal year also increased, from 11.5 percent of all sentences in FY2022 to 11.6 percent in FY2023. Among the 1,772 DOSA sentences in FY2023, there were 1,021 Prison-based DOSA sentences and 751 Residential DOSA sentences.
- The number of Parenting Sentencing Alternative sentences imposed by the court increased from 52 in FY2022 to 68 in FY2023, a 30.8 percent increase.
- The number of Mental Health Alternative sentences imposed by the court increased from 60 in FY2022 to 202 in FY2023, a 236.7 percent increase.

## Table 1A. Average Sentence Length by Crime Type Fiscal Year 2023

*(comparable to Table 1 in reports from FY2008 to FY2022)*

CATEGORY	PRISON SENTENCE		JAIL SENTENCE		OTHER SENTENCE	TOTAL
	Number	Months	Number	Months	Number	Number
Assault	2,001	45.5	2,209	4.1	371	4,581
Assault [Life]	2	Life	0	n.a.	0	2
Drug	396	47.3	252	3.7	138	786
Failure To Register As Sex Offender	12	18.5	109	3.0	21	142
Manslaughter	148	93.8	4	4.5	2	154
Manslaughter [Life]	1	Life	0	n.a.	0	1
Murder 1	63	394.6	0	n.a.	0	63
Murder 1 [Life]	11	Life	0	n.a.	0	11
Murder 2	122	226.5	0	n.a.	0	122
Other Felony	446	27.7	1,049	3.3	151	1,646
Property	2,379	31.5	3,210	2.9	875	6,464
Robbery	299	61.8	76	6.0	17	392
Robbery [Life]	1	Life	0	n.a.	0	1
Sex	702	79.8	190	5.8	18	910
Sex [Life]	1	Life	0	n.a.	0	1
<b>TOTAL</b>	<b>6,584</b>	<b>51.5</b>	<b>7,099</b>	<b>3.5</b>	<b>1,593</b>	<b>15,276</b>
<b>Percentage</b>	<b>43.1%</b>		<b>46.5%</b>		<b>10.4%</b>	<b>100.0%</b>

NOTE 1: Calculations of average sentence length exclude life/death sentences.

NOTE 2: The above categories are those used by the Caseload Forecast Council for analytical purposes and are not identical to classifications under the Sentencing Reform Act. For example, the sex categories include pornography and prostitution offenses, which are not classified as sex offenses per se under the Sentencing Reform Act.

NOTE 3: The data reported above for the categories of "assault" and "other" are not comparable to reports prior to FY02. In FY02 the crime categories were revised to more closely match those used by the Department of Corrections and the Caseload Forecast Council. A number of crimes previously reported in the category "other" were re-categorized under "assault".

NOTE 4: The category "Sex" is not comparable to reports prior to FY08 because that category now includes offenses in any forecasting category that were committed with sexual motivation and subsequent offenses of Failure to Register as Sex Offenders but excludes the offenses of First-Time Failure to Register as Sex Offender.

NOTE 5: Other sentence includes non-confinement sentences such as the Residential Drug Offender Sentencing Alternative, Parenting Alternative, and Mental Health Alternative.

**Table 1B. Average Sentence Length by Forecasting Crime Type  
Fiscal Year 2023**

FORECASTING CATEGORY	PRISON SENTENCE		JAIL SENTENCE		OTHER SENTENCE	TOTAL
	Number	Months	Number	Months	Number	Number
Assault	2,023	45.5	2,213	4.1	372	4,608
Assault [Life]	2	Life	0	n.a.	0	2
Drug	396	47.3	252	3.7	138	786
Failure To Register As Sex Offender	12	18.5	109	3.0	21	142
Manslaughter	148	93.8	4	4.5	2	154
Manslaughter [Life]	1	Life	0	n.a.	0	1
Murder 1	63	394.6	0	n.a.	0	63
Murder 1 [Life]	11	Life	0	n.a.	0	11
Murder 2	122	226.5	0	n.a.	0	122
Other Felony	449	27.7	1,049	3.3	151	1,649
Property	2,382	31.5	3,210	2.9	875	6,467
Robbery	299	61.8	76	6.0	17	392
Robbery [Life]	1	Life	0	n.a.	0	1
Sex	674	81.1	186	5.8	17	877
Sex [Life]	1	Life	0	n.a.	0	1
<b>TOTAL</b>	<b>6,584</b>	<b>51.5</b>	<b>7,099</b>	<b>3.5</b>	<b>1,593</b>	<b>15,276</b>
<b>Percentage</b>	<b>43.1%</b>		<b>46.5%</b>		<b>10.4%</b>	<b>100.0%</b>

NOTE 1: Calculations of average sentence length exclude life/death sentences.

NOTE 2: The above categories are those used by the Caseload Forecast Council for analytical purposes and are not identical to classifications under the Sentencing Reform Act. For example, the sex categories include pornography and prostitution offenses, which are not classified as sex offenses per se under the Sentencing Reform Act.

NOTE 3: The category "Sex" does not include offenses in any forecasting category that were committed with sexual motivation, and excludes the offenses of Failure to Register as Sex Offenders.

NOTE 4: Other sentence includes non-confinement sentences such as Residential Drug Offender Sentencing Alternative, Parenting Alternative, and Mental Health Alternative.

**Table 1C. Racial Distribution and Sentence Type by Forecasting Crime Type**  
**Fiscal Year 2023**  
*(New since FY2014)*

FORECASTING CATEGORY	PRISON SENTENCE						JAIL SENTENCE						OTHER SENTENCE						TOTAL
	AF	AP	CA	HI	NA	UK	AF	AP	CA	HI	NA	UK	AF	AP	CA	HI	NA	UK	
Assault	397	90	1,108	235	81	112	320	66	1,265	209	86	267	62	15	240	37	8	10	4,608
Assault [Life]	2	-	-	-	-	-	-	-	-	-	-	-	-	-	-	-	-	-	2
Drug	43	12	274	30	11	26	27	13	149	29	6	28	18	7	92	9	5	7	786
Failure To Register As Sex Offender	3	-	7	2	-	-	18	2	64	14	5	6	6	-	10	1	3	1	142
Manslaughter	35	8	80	10	4	11	-	-	4	-	-	-	-	-	2	-	-	-	154
Manslaughter [Life]	1	-	-	-	-	-	-	-	-	-	-	-	-	-	-	-	-	-	1
Murder 1	20	3	32	2	2	4	-	-	-	-	-	-	-	-	-	-	-	-	63
Murder 1 [Life]	1	-	10	-	-	-	-	-	-	-	-	-	-	-	-	-	-	-	11
Murder 2	35	8	56	14	2	7	-	-	-	-	-	-	-	-	-	-	-	-	122
Other Felony	65	13	277	57	23	14	104	32	674	104	34	101	23	8	96	9	7	8	1,649
Property	299	89	1,620	188	84	102	318	106	1,970	290	147	379	105	37	595	59	22	57	6,467
Robbery	67	19	156	24	14	19	12	4	38	9	3	10	6	-	7	1	1	2	392
Robbery [Life]	1	-	-	-	-	-	-	-	-	-	-	-	-	-	-	-	-	-	1
Sex	63	20	404	71	14	102	11	8	112	23	5	27	1	-	15	-	1	-	877
Sex [Life]	1	-	-	-	-	-	-	-	-	-	-	-	-	-	-	-	-	-	1
<b>TOTAL</b>	<b>1,033</b>	<b>262</b>	<b>4,024</b>	<b>633</b>	<b>235</b>	<b>397</b>	<b>810</b>	<b>231</b>	<b>4,276</b>	<b>678</b>	<b>286</b>	<b>818</b>	<b>221</b>	<b>67</b>	<b>1,057</b>	<b>116</b>	<b>47</b>	<b>85</b>	<b>15,276</b>
<b>RACIAL PERCENTAGE IN EACH SENTENCE TYPE</b>	<b>16%</b>	<b>4%</b>	<b>61%</b>	<b>10%</b>	<b>4%</b>	<b>6%</b>	<b>11%</b>	<b>3%</b>	<b>60%</b>	<b>10%</b>	<b>4%</b>	<b>12%</b>	<b>14%</b>	<b>4%</b>	<b>66%</b>	<b>7%</b>	<b>3%</b>	<b>5%</b>	

AF: African American; AP: Asian/Pacific Islander; CA: Caucasian; HI: Hispanic; NA: Native American; UK: Unknown

NOTE 1: The ethnicity data in adult felony sentences submitted by counties to the CFC are often missing or reported inconsistently. Hispanic is generally considered an ethnic group, but it is often reported as a race when it is available..

NOTE 2: The above categories are those used by the Caseload Forecast Council for analytical purposes and are not identical to classifications under the Sentencing Reform Act. For example, the sex categories include pornography and prostitution offenses, which are not classified as sex offenses per se under the Sentencing Reform Act.

NOTE 3: The category "Sex" does not include offenses in any forecasting category that were committed with sexual motivation, and excludes the offenses of Failure to Register as Sex Offenders.

NOTE 4: Other sentence includes non-confinement sentences such as Residential Drug Offender Sentencing Alternative, Parenting Alternative, and Mental Health Alternative.

**Table 2. Average Sentence Length\* Imposed by Offense**  
**Fiscal Year 2023**

OFFENSE	PRISON			NON-PRISON **			TOTAL	
	N	%	Month	N	%	Months	N	Months
ABANDON DEPENDENT PERSONS 2 (POST 06/07/06)	1	33.3%	60.0	2	66.7%	1.3	3	20.8
AGGRAVATED MURDER 1 (7/1/90-7/24/99)	3	100.0%	420.0	0	0.0%	0.0	3	420.0
AGGRAVATED MURDER 1 (7/1/90-7/24/99) [Life]	2	100.0%	Life	0	0.0%	0.0	2	Life
AGGRAVATED MURDER 1 (POST 7/24/99)	1	100.0%	480.0	0	0.0%	0.0	1	480.0
AGGRAVATED MURDER 1 (POST 7/24/99) [Life]	6	100.0%	Life	0	0.0%	0.0	6	Life
AGGRAVATED MURDER 1 (PRE 7/1/90)	2	100.0%	520.0	0	0.0%	0.0	2	520.0
AGGRAVATED MURDER 1 (PRE 7/1/90) [Life]	2	100.0%	Life	0	0.0%	0.0	2	Life
ALIEN IN POSSESSION OF A FIREARM	0	0.0%	0.0	1	100.0%	0.0	1	0.0
ANIMAL CRUELTY 1	1	4.5%	24.0	21	95.5%	3.4	22	4.4
ARSON 1	14	70.0%	52.3	6	30.0%	0.0	20	36.6
ARSON 1 [Attempt]	4	100.0%	51.5	0	0.0%	0.0	4	51.5
ARSON 1 [Conspiracy]	1	100.0%	19.5	0	0.0%	0.0	1	19.5
ARSON 2	25	58.1%	33.2	18	41.9%	6.7	43	22.1
ARSON 2 [Attempt]	1	12.5%	47.3	7	87.5%	4.7	8	10.0
ASSAULT 1 (POST 7/1/90)	86	100.0%	181.6	0	0.0%	0.0	86	181.6
ASSAULT 1 (POST 7/1/90) [Attempt]	7	100.0%	104.9	0	0.0%	0.0	7	104.9
ASSAULT 1 (POST 7/1/90) [Solicitation]	1	100.0%	182.0	0	0.0%	0.0	1	182.0
ASSAULT 2 (POST 7/1/88)	456	62.6%	43.0	273	37.4%	5.5	729	29.0
ASSAULT 2 (POST 7/1/88) [Attempt]	9	20.0%	25.2	36	80.0%	5.1	45	9.1
ASSAULT 2 (POST 7/1/88) [Conspiracy]	0	0.0%	0.0	1	100.0%	9.8	1	9.8
ASSAULT 2 (POST 7/1/88) [Life]	1	100.0%	Life	0	0.0%	0.0	1	Life
ASSAULT 3 (POST 7/1/88)	341	24.1%	28.7	1,072	75.9%	3.0	1,413	9.2
ASSAULT 4 (3rd DOMESTIC VIOLENT OFFENSE)	3	33.3%	50.0	6	66.7%	2.9	9	18.6
ASSAULT OF A CHILD 1	2	100.0%	270.0	0	0.0%	0.0	2	270.0
ASSAULT OF A CHILD 2	13	100.0%	48.4	0	0.0%	0.0	13	48.4
ASSAULT OF A CHILD 2 [Attempt]	1	100.0%	30.0	0	0.0%	0.0	1	30.0
ASSAULT OF A CHILD 3	6	18.2%	18.5	27	81.8%	2.6	33	5.5
ATTEMPTING TO ELUDE PURSUING POLICE VEHICLE	155	29.4%	20.0	373	70.6%	2.5	528	7.6
BAIL JUMP WITH CLASS A (POST 7/89)	1	100.0%	22.0	0	0.0%	0.0	1	22.0
BAIL JUMP WITH CLASS B OR C (POST 7/89)	9	30.0%	31.4	21	70.0%	5.0	30	12.9
BRIBE RECEIVED BY WITNESS	0	0.0%	0.0	1	100.0%	6.0	1	6.0
BURGLARY 1	79	98.8%	70.7	1	1.3%	0.0	80	69.8
BURGLARY 2 (NONDWELLING - POST 7/90)	432	40.9%	32.2	624	59.1%	2.8	1,056	14.8

NOTE: \* Calculations of average sentence length exclude life/death sentences.  
 \*\* Non-prison includes non-confinement sentences as well as jail sentences



OFFENSE	PRISON			NON-PRISON **			TOTAL	
	N	%	Month	N	%	Months	N	Months
BURGLARY 2 (NONDWELLING - POST 7/90) [Attempt]	43	43.4%	30.8	56	56.6%	2.9	99	15.0
BURGLARY 2 (NONDWELLING - POST 7/90) [Conspiracy]	0	0.0%	0.0	1	100.0%	2.3	1	2.3
BURGLARY 2 (PRE 7/90)	0	0.0%	0.0	1	100.0%	0.1	1	0.1
CHILD MOLEST 1 (7/90 - 8/31/01)	2	100.0%	120.0	0	0.0%	0.0	2	120.0
CHILD MOLEST 1 <18 (POST 8/31/01)	4	66.7%	86.3	2	33.3%	0.5	6	57.7
CHILD MOLEST 1 >17 (POST 8/31/01) (.712)	80	98.8%	76.6	1	1.2%	12.0	81	75.8
CHILD MOLEST 1 >17 (POST 8/31/01) (.712) [Attempt]	6	100.0%	73.3	0	0.0%	0.0	6	73.3
CHILD MOLEST 1 >17 (POST 8/31/01) (.712) [Conspiracy]	1	100.0%	40.0	0	0.0%	0.0	1	40.0
CHILD MOLEST 1 >17 (POST 8/31/01) (.712) [Life]	1	100.0%	Life	0	0.0%	0.0	1	Life
CHILD MOLEST 2 (POST 7/90)	83	83.8%	48.9	16	16.2%	5.0	99	41.8
CHILD MOLEST 2 (POST 7/90) [Attempt]	5	55.6%	16.4	4	44.4%	8.4	9	12.8
CHILD MOLEST 3 (POST 7/90)	10	32.3%	28.8	21	67.7%	7.1	31	14.1
COLLECTION OF UNLAWFUL DEBT	0	0.0%	0.0	3	100.0%	0.6	3	0.6
COMMER SEX ABUSE A MINOR - PROMOTE (POST 06/10/2010)	2	100.0%	309.0	0	0.0%	0.0	2	309.0
COMMER SEX ABUSE A MINOR (POST 06/10/2010)	6	100.0%	45.0	0	0.0%	0.0	6	45.0
COMMER SEX ABUSE A MINOR (POST 06/10/2010) [Attempt]	3	100.0%	38.3	0	0.0%	0.0	3	38.3
COMMUNICATION WITH A MINOR (POST 7/86)	11	36.7%	30.0	19	63.3%	2.2	30	12.4
COMPUTER TRESPASS 1	0	0.0%	0.0	3	100.0%	2.2	3	2.2
CONTROLLED SUBSTANCE HOMICIDE (POST 7/89) - 1ST OFF	13	92.9%	56.8	1	7.1%	12.0	14	53.6
COUNTERFEIT - ENDANGER PUBLIC HEALTH/ SAFETY	1	50.0%	20.0	1	50.0%	0.0	2	10.0
CRIMINAL GANG INTIMIDATION	1	100.0%	22.0	0	0.0%	0.0	1	22.0
CRIMINAL IMPERSONATION 1	0	0.0%	0.0	153	100.0%	1.8	153	1.8
CRIMINAL MISCHIEF (previously RIOT)	13	4.1%	15.6	303	95.9%	2.7	316	3.3
CRIMINAL MISTREATMENT 1 (POST 06/07/06)	3	60.0%	64.0	2	40.0%	1.3	5	38.9
CRIMINAL MISTREATMENT 2 (POST 06/07/06)	2	33.3%	14.0	4	66.7%	9.1	6	10.8
CRIMINAL SABOTAGE	0	0.0%	0.0	2	100.0%	6.7	2	6.7
CRIMINAL TRESPASS AGAINST CHILD	0	0.0%	0.0	2	100.0%	0.5	2	0.5
CUSTODIAL ASSAULT (POST 7/89)	24	47.1%	26.6	27	52.9%	5.5	51	15.4
CUSTODIAL INTERFERENCE 1	0	0.0%	0.0	6	100.0%	5.2	6	5.2
CYBER HARASSMENT (06/09/2022)	0	0.0%	0.0	1	100.0%	3.0	1	3.0
CYBERSTALKING (POST 06/09/2022)	0	0.0%	0.0	1	100.0%	5.3	1	5.3
CYBERSTALKING (PRE 06/09/2022)	1	25.0%	43.0	3	75.0%	1.7	4	12.0
DEALING DEPICTIONS OF A MINOR 1ST DEGREE (POST 06/10/2010)	6	100.0%	54.8	0	0.0%	0.0	6	54.8

NOTE: \* Calculations of average sentence length exclude life/death sentences.

\*\* Non-prison includes non-confinement sentences as well as jail sentences

OFFENSE	PRISON			NON-PRISON **			TOTAL	
	N	%	Month	N	%	Months	N	Months
DEALING DEPICTIONS OF A MINOR 2ND DEGREE (POST 07/23/2017)	2	22.2%	42.0	7	77.8%	6.3	9	14.2
DEFRAUDING INNKEEPER, OVER \$75	0	0.0%	0.0	3	100.0%	7.0	3	7.0
DEL MATERIAL IN LIEU OF CONTROLLED SUBSTANCE (POST 7/89) - 1ST OFF	1	100.0%	12.0	0	0.0%	0.0	1	12.0
DEL POS W/I METH - 1ST OFFENSE (POST 6/30/98)	126	86.9%	47.5	19	13.1%	1.4	145	41.5
DEL POS W/I METH - 1ST OFFENSE (POST 6/30/98) [Attempt]	0	0.0%	0.0	9	100.0%	3.3	9	3.3
DEL POS W/I METH - 1ST OFFENSE (POST 6/30/98) [Conspiracy]	7	14.0%	15.6	43	86.0%	2.7	50	4.5
DEL POS W/I METH - 1ST OFFENSE (POST 6/30/98) [Solicitation]	0	0.0%	0.0	2	100.0%	9.0	2	9.0
DEL POS W/I METH - 2ND OFFENSE (POST 6/30/98)	13	100.0%	70.6	0	0.0%	0.0	13	70.6
DEL POS W/I METH - 2ND OFFENSE (POST 6/30/98) [Conspiracy]	0	0.0%	0.0	2	100.0%	2.8	2	2.8
DEL POS W/I METH - 2ND OFFENSE (POST 6/30/98) [Solicitation]	3	100.0%	52.0	0	0.0%	0.0	3	52.0
DEL POS W/I METH - SCHOOL ZONE (POST 6/30/98)	6	100.0%	122.3	0	0.0%	0.0	6	122.3
DELIVERY OF FIREARM TO INELIGIBLE PERSON	1	11.1%	12.0	8	88.9%	0.4	9	1.7
DESTRUCTION OF A GRAVE SITE	0	0.0%	0.0	1	100.0%	1.2	1	1.2
DISARMING A LAW ENFORCEMENT OR CORRECTIONAL OFFICER	0	0.0%	0.0	1	100.0%	0.0	1	0.0
DOMESTIC VIOLENCE COURT ORDER VIOLATION (POST 6/30/00)	394	61.7%	33.0	245	38.3%	2.7	639	21.4
DRIVE-BY-SHOOTING (POST 6/30/97)	45	97.8%	70.2	1	2.2%	12.0	46	68.9
DRIVE-BY-SHOOTING (POST 6/30/97) [Attempt]	1	100.0%	23.3	0	0.0%	0.0	1	23.3
DRIVING UNDER THE INFLUENCE (FELONY) (POST 07/23/2017)	80	65.0%	29.1	43	35.0%	7.6	123	21.6
ELECTRONIC DATA THEFT	0	0.0%	0.0	1	100.0%	0.7	1	0.7
ELUDING A LAW ENFORCEMENT VESSEL	0	0.0%	0.0	2	100.0%	5.2	2	5.2
ENDANGERMENT WITH A CONTROLLED SUBSTANCE	0	0.0%	0.0	1	100.0%	0.0	1	0.0
ENGAGE IN BUSINESS AFTER REVOCATION	0	0.0%	0.0	1	100.0%	1.0	1	1.0
ESCAPE 1	13	81.3%	26.1	3	18.8%	6.7	16	22.4
ESCAPE 1 [Attempt]	1	100.0%	48.0	0	0.0%	0.0	1	48.0
ESCAPE 2	14	60.9%	28.0	9	39.1%	3.7	23	18.5
ESCAPE FROM COMMUNITY CUSTODY (POST 6/11/92)	3	4.1%	13.0	70	95.9%	1.9	73	2.4
EXPLOSIVES - LICENSING VIOLATION	0	0.0%	0.0	1	100.0%	1.0	1	1.0
EXTORTION 1	2	100.0%	44.5	0	0.0%	0.0	2	44.5
EXTORTION 2	0	0.0%	0.0	2	100.0%	1.5	2	1.5

NOTE: \* Calculations of average sentence length exclude life/death sentences.  
 \*\* Non-prison includes non-confinement sentences as well as jail sentences

OFFENSE	PRISON			NON-PRISON **			TOTAL	
	N	%	Month	N	%	Months	N	Months
FAILURE TO REGISTER AS KIDNAPPER - POST 7/24/99	0	0.0%	0.0	6	100.0%	0.9	6	0.9
FAILURE TO REGISTER AS SEX OFFENDER - POST 7/24/99	12	8.5%	18.5	130	91.5%	2.5	142	3.9
FAILURE TO REGISTER AS SEX OFFENDER 2+ (POST 06/07/06)	34	59.6%	28.3	23	40.4%	4.2	57	18.6
FAILURE TO REGISTER AS SEX OFFENDER 3+ (POST 06/10/2010)	76	84.4%	32.4	14	15.6%	6.4	90	28.3
FAILURE TO REGISTER AS SEX OFFENDER 3+ (POST 06/10/2010) [Attempt]	1	100.0%	36.0	0	0.0%	0.0	1	36.0
FALSE REPORTING 2ND DEGREE	0	0.0%	0.0	1	100.0%	1.0	1	1.0
FALSE VERIFICATION FOR WELFARE [Attempt]	0	0.0%	0.0	1	100.0%	0.0	1	0.0
FORGED PRESCRIP - VUCSA - 1ST OFFENSE	0	0.0%	0.0	2	100.0%	0.5	2	0.5
FORGED PRESCRIP - VULDA	1	100.0%	12.0	0	0.0%	0.0	1	12.0
FORGERY	30	19.0%	21.7	128	81.0%	2.2	158	5.9
HARASSMENT	89	21.3%	30.8	328	78.7%	3.0	417	9.0
HATE CRIME (since 07/28/2019, previously MALICIOUS HARASSMENT)	1	11.1%	12.0	8	88.9%	4.6	9	5.4
HIT AND RUN - DEATH (POST 7/21/01)	5	83.3%	69.2	1	16.7%	3.0	6	58.2
HIT AND RUN - DEATH (POST 7/21/01) [Attempt]	1	100.0%	25.0	0	0.0%	0.0	1	25.0
HIT AND RUN - INJURY (POST 6/7/00)	31	48.4%	25.8	33	51.6%	2.5	64	13.8
HOMICIDE BY ABUSE (POST 7/24/99)	1	100.0%	408.0	0	0.0%	0.0	1	408.0
IDENTITY THEFT 1 (POST 7/21/01)	40	62.5%	42.7	24	37.5%	2.5	64	27.6
IDENTITY THEFT 1 (POST 7/21/01) [Attempt]	3	75.0%	44.7	1	25.0%	10.0	4	36.0
IDENTITY THEFT 1 (POST 7/21/01) [Conspiracy]	0	0.0%	0.0	1	100.0%	10.5	1	10.5
IDENTITY THEFT 2 (POST 7/21/01)	141	44.1%	32.0	179	55.9%	1.8	320	15.1
ILLEGAL TRANSFER OF MOTOR VEHICLE CERTIFICATE	7	15.6%	12.6	38	84.4%	2.4	45	4.0
INCENDIARY DEVICES (POST 7/24/99)	2	50.0%	42.0	2	50.0%	7.0	4	24.5
INCEST 1	8	88.9%	51.5	1	11.1%	12.0	9	47.1
INCEST 2	1	50.0%	15.0	1	50.0%	7.0	2	11.0
INDECENT EXPOSURE (POST 7/24/99) L4	6	54.5%	27.2	5	45.5%	7.3	11	18.1
INDECENT EXPOSURE (UNRANKED)	2	11.1%	21.0	16	88.9%	6.4	18	8.0
INDECENT LIBERTIES - DD VICTIM (POST 7/90)	26	83.9%	46.1	5	16.1%	5.4	31	39.5
INDECENT LIBERTIES - DD VICTIM (POST 7/90) [Attempt]	0	0.0%	0.0	1	100.0%	9.0	1	9.0
INDECENT LIBERTIES BY HEALTHCARE PROVIDER	1	25.0%	36.0	3	75.0%	4.0	4	12.0
INDECENT LIBERTIES W/FRAIL ELDER/ VULNERABLE ADULT VICTIM	0	0.0%	0.0	3	100.0%	8.6	3	8.6
INDECENT LIBERTIES WITH FORCE (POST 8/31/01) (.712)	9	100.0%	136.9	0	0.0%	0.0	9	136.9

NOTE: \* Calculations of average sentence length exclude life/death sentences.  
 \*\* Non-prison includes non-confinement sentences as well as jail sentences

OFFENSE	PRISON			NON-PRISON **			TOTAL	
	N	%	Month	N	%	Months	N	Months
INDECENT LIBERTIES WITH FORCE (POST 8/31/01) (.712) [Attempt]	1	100.0%	48.0	0	0.0%	0.0	1	48.0
INSURANCE FRAUD - FALSE CLAIMS	0	0.0%	0.0	4	100.0%	2.5	4	2.5
INTERFERENCE WITH PERSON PERFORMING OFFICIAL DUTIES	1	16.7%	30.0	5	83.3%	5.0	6	9.1
INTIMIDATING A JUDGE	1	100.0%	26.8	0	0.0%	0.0	1	26.8
INTIMIDATING A PUBLIC SERVANT	3	37.5%	30.7	5	62.5%	3.6	8	13.7
INTIMIDATING A PUBLIC SERVANT [Attempt]	1	100.0%	16.5	0	0.0%	0.0	1	16.5
INTIMIDATING A WITNESS	10	90.9%	48.8	1	9.1%	0.0	11	44.4
INTRODUCING CONTRABAND 2	2	40.0%	33.0	3	60.0%	1.3	5	14.0
KIDNAPPING 1	11	100.0%	160.4	0	0.0%	0.0	11	160.4
KIDNAPPING 1 [Attempt]	3	100.0%	97.5	0	0.0%	0.0	3	97.5
KIDNAPPING 1 [Life]	1	100.0%	Life	0	0.0%	0.0	1	Life
KIDNAPPING 2	10	83.3%	44.0	2	16.7%	9.0	12	38.1
KIDNAPPING 2 [Attempt]	0	0.0%	0.0	2	100.0%	6.0	2	6.0
LURING OF MINOR OR DEVELOPMENTAL DISABILITY PERSON	1	100.0%	24.0	0	0.0%	0.0	1	24.0
MAIL THEFT	0	0.0%	0.0	9	100.0%	2.8	9	2.8
MAINTAIN PLACE FOR DRUGS - 1ST OFFENSE (POST 7/24/99)	0	0.0%	0.0	4	100.0%	0.1	4	0.1
MAINTAIN PLACE FOR DRUGS - 1ST OFFENSE (POST 7/24/99) [Conspiracy]	0	0.0%	0.0	1	100.0%	1.5	1	1.5
MALICIOUS INJURY TO RAILROAD PROPERTY (POST 7/24/99)	0	0.0%	0.0	1	100.0%	3.0	1	3.0
MALICIOUS INJURY TO RAILROAD PROPERTY (POST 7/24/99) [Attempt]	0	0.0%	0.0	1	100.0%	12.0	1	12.0
MALICIOUS MISCHIEF 1	12	21.4%	19.2	44	78.6%	2.3	56	5.9
MALICIOUS MISCHIEF 1 [Attempt]	2	50.0%	38.0	2	50.0%	4.5	4	21.3
MALICIOUS MISCHIEF 2	33	12.1%	18.1	239	87.9%	2.2	272	4.1
MALICIOUS PROSECUTION	0	0.0%	0.0	1	100.0%	0.0	1	0.0
MANSLAUGHTER 1 (POST 7/26/97)	35	97.2%	128.0	1	2.8%	0.0	36	124.4
MANSLAUGHTER 1 (POST 7/26/97) [Conspiracy]	1	100.0%	106.0	0	0.0%	0.0	1	106.0
MANSLAUGHTER 1 (POST 7/26/97) [Life]	1	100.0%	Life	0	0.0%	0.0	1	Life
MANSLAUGHTER 2 (POST 7/26/97)	23	92.0%	68.4	2	8.0%	6.0	25	63.4
MANSLAUGHTER 2 (POST 7/26/97) [Attempt]	1	100.0%	15.8	0	0.0%	0.0	1	15.8
MEDICAL CANNABIS FRAUDULENT RECORDS	0	0.0%	0.0	1	100.0%	0.0	1	0.0
MFG DEL POS W/I CANNABIS - 1ST OFFENSE	1	3.4%	18.0	28	96.6%	1.3	29	1.9
MFG DEL POS W/I HER (POST 6/30/02) (L7)	43	70.5%	43.7	18	29.5%	1.4	61	31.2
MFG DEL POS W/I HER (POST 6/30/02) (L7) [Attempt]	0	0.0%	0.0	5	100.0%	2.6	5	2.6
MFG DEL POS W/I HER (POST 6/30/02) (L7) [Conspiracy]	2	6.1%	27.0	31	93.9%	3.2	33	4.6

NOTE: \* Calculations of average sentence length exclude life/death sentences.

\*\* Non-prison includes non-confinement sentences as well as jail sentences

OFFENSE	PRISON			NON-PRISON **			TOTAL	
	N	%	Month	N	%	Months	N	Months
MFG DEL POS W/I HER COC - SUBSEQ (POST 6/30/02) (L7)	4	100.0%	62.8	0	0.0%	0.0	4	62.8
MFG DEL POS W/I HER COC - SUBSEQ (POST 6/30/02) (L7) [Conspiracy]	0	0.0%	0.0	1	100.0%	12.0	1	12.0
MFG DEL POS W/I IMITATION CONTROLLED SUBSTANCE (POST 7/89)	2	100.0%	36.0	0	0.0%	0.0	2	36.0
MFG DEL POS W/I SCH I/II NARC OR FLUNT SUBSEQ	4	100.0%	64.5	0	0.0%	0.0	4	64.5
MFG DEL POS W/I SCH I/II NARC OR FLUNT-1ST OFF	163	77.3%	45.4	48	22.7%	1.4	211	35.4
MFG DEL POS W/I SCH I/II NARC OR FLUNT-1ST OFF [Attempt]	0	0.0%	0.0	24	100.0%	1.9	24	1.9
MFG DEL POS W/I SCH I/II NARC OR FLUNT-1ST OFF [Conspiracy]	4	4.3%	22.5	88	95.7%	3.2	92	4.1
MFG DEL POS W/I SCH I/II NARC OR FLUNT-1ST OFF [Solicitation]	0	0.0%	0.0	2	100.0%	0.0	2	0.0
MONEY LAUNDERING	1	2.3%	192.0	43	97.7%	1.9	44	6.2
MORTGAGE FRAUD	0	0.0%	0.0	1	100.0%	8.0	1	8.0
MORTGAGE FRAUD [Attempt]	1	100.0%	24.8	0	0.0%	0.0	1	24.8
MURDER 1 (7/1/90-7/24/99)	5	100.0%	384.2	0	0.0%	0.0	5	384.2
MURDER 1 (POST 7/24/99)	43	100.0%	408.8	0	0.0%	0.0	43	408.8
MURDER 1 (POST 7/24/99) [Attempt]	4	100.0%	324.8	0	0.0%	0.0	4	324.8
MURDER 1 (POST 7/24/99) [Conspiracy]	4	100.0%	218.7	0	0.0%	0.0	4	218.7
MURDER 1 (POST 7/24/99) [Life]	1	100.0%	Life	0	0.0%	0.0	1	Life
MURDER 2 ( POST 7/24/99)	107	100.0%	230.1	0	0.0%	0.0	107	230.1
MURDER 2 ( POST 7/24/99) [Attempt]	11	100.0%	168.6	0	0.0%	0.0	11	168.6
MURDER 2 ( POST 7/24/99) [Conspiracy]	1	100.0%	120.0	0	0.0%	0.0	1	120.0
MURDER 2 (7/1/90-7/24/99)	2	100.0%	382.0	0	0.0%	0.0	2	382.0
MURDER 2 (7/1/90-7/24/99) [Attempt]	1	100.0%	276.0	0	0.0%	0.0	1	276.0
OBTAIN SIGNATURE BY DECEPTION	0	0.0%	0.0	1	100.0%	0.1	1	0.1
OFFERING FALSE INSTRUMENT FOR FILING OR REC	0	0.0%	0.0	1	100.0%	1.0	1	1.0
ORGANIZED RETAIL THEFT 1	10	55.6%	35.5	8	44.4%	3.0	18	21.1
ORGANIZED RETAIL THEFT 1 [Conspiracy]	1	100.0%	51.0	0	0.0%	0.0	1	51.0
ORGANIZED RETAIL THEFT 2	19	31.1%	23.9	42	68.9%	1.7	61	8.6
OWNER OF DOG THAT ATTACKS	0	0.0%	0.0	2	100.0%	0.7	2	0.7
PERJURY 2	0	0.0%	0.0	1	100.0%	2.0	1	2.0
PHYSICAL CONTROL VEHICLE UNDER THE INFLUENCE (FELONY) POST (07/23/17)	4	66.7%	36.3	2	33.3%	0.0	6	24.2
POSS OF A STOLEN FIREARM	25	56.8%	39.1	19	43.2%	2.7	44	23.4
POSS OF CONTRABAND 2 (CTRL SUBS NON_PRISONER)	0	0.0%	0.0	2	100.0%	1.0	2	1.0

NOTE: \* Calculations of average sentence length exclude life/death sentences.  
 \*\* Non-prison includes non-confinement sentences as well as jail sentences

OFFENSE	PRISON			NON-PRISON **			TOTAL	
	N	%	Month	N	%	Months	N	Months
POSS OF CONTROL SUBSTANCE - BY PRISONERS	2	4.9%	16.0	39	95.1%	2.7	41	3.4
POSS OF DEADLY WEAPON BY PRISONER	0	0.0%	0.0	8	100.0%	6.2	8	6.2
POSS OF DEPICTION OF MINOR 1ST DEGREE (POST 06/07/06)	26	100.0%	41.2	0	0.0%	0.0	26	41.2
POSS OF DEPICTION OF MINOR 2ND DEGREE (06/07/06-07/23/2017)	1	50.0%	14.0	1	50.0%	1.6	2	7.8
POSS OF DEPICTION OF MINORS 2ND DEGREE (POST 07/23/2017)	21	51.2%	35.0	20	48.8%	4.4	41	20.1
POSSESS READ CAPTURE INFO ON OTHER'S ID	0	0.0%	0.0	1	100.0%	1.5	1	1.5
POSSESSION OF MACHINE GUN OR SHORT BARREL SHOTGUN (POST 7/24/99)	1	50.0%	12.0	1	50.0%	1.0	2	6.5
POSSESSION OF STOLEN MAIL	0	0.0%	0.0	12	100.0%	2.7	12	2.7
POSSESSION OF STOLEN PROPERTY 1	12	41.4%	20.8	17	58.6%	2.3	29	10.0
POSSESSION OF STOLEN PROPERTY 2	58	26.4%	19.5	162	73.6%	2.1	220	6.7
POSSESSION OF STOLEN VEHICLE	404	52.3%	31.9	368	47.7%	2.2	772	17.7
POSSESSION OF STOLEN VEHICLE [Attempt]	14	82.4%	29.0	3	17.6%	2.3	17	24.3
PRISON RIOT	0	0.0%	0.0	1	100.0%	2.0	1	2.0
PROMOTING PROSTITUTION 1	3	75.0%	75.3	1	25.0%	6.0	4	58.0
PROMOTING PROSTITUTION 1 [Attempt]	1	100.0%	36.0	0	0.0%	0.0	1	36.0
PROMOTING PROSTITUTION 2	4	19.0%	22.2	17	81.0%	4.0	21	7.5
RAPE 1 (POST 8/31/01) (.712)	10	100.0%	291.9	0	0.0%	0.0	10	291.9
RAPE 1 (POST 8/31/01) (.712) [Attempt]	1	100.0%	132.0	0	0.0%	0.0	1	132.0
RAPE 2 (POST 8/31/01) (.712)	32	100.0%	155.6	0	0.0%	0.0	32	155.6
RAPE 3	19	35.8%	38.4	34	64.2%	7.1	53	18.3
RAPE OF A CHILD 1 (7/27/97 - 8/31/01)	2	100.0%	222.0	0	0.0%	0.0	2	222.0
RAPE OF A CHILD 1 (7/90 - 7/26/97)	1	100.0%	268.0	0	0.0%	0.0	1	268.0
RAPE OF A CHILD 1 <18 (POST 8/31/01)	4	44.4%	106.5	5	55.6%	7.3	9	51.4
RAPE OF A CHILD 1 >17 (POST 8/31/01) (.712)	70	100.0%	184.1	0	0.0%	0.0	70	184.1
RAPE OF A CHILD 1 >17 (POST 8/31/01) (.712) [Attempt]	2	100.0%	97.5	0	0.0%	0.0	2	97.5
RAPE OF A CHILD 2 (7/27/97 - 8/31/01)	1	100.0%	216.0	0	0.0%	0.0	1	216.0
RAPE OF A CHILD 2 <18 (POST 8/31/01)	0	0.0%	0.0	1	100.0%	0.0	1	0.0
RAPE OF A CHILD 2 >17 (POST 8/31/01) (.712)	32	100.0%	168.1	0	0.0%	0.0	32	168.1
RAPE OF A CHILD 2 >17 (POST 8/31/01) (.712) [Attempt]	15	100.0%	93.8	0	0.0%	0.0	15	93.8
RAPE OF A CHILD 2 >17 (POST 8/31/01) (.712) [Conspiracy]	1	100.0%	76.5	0	0.0%	0.0	1	76.5
RAPE OF A CHILD 3 (POST 7/90)	38	92.7%	32.8	3	7.3%	8.7	41	31.0
RECKLESS BURNING 1	3	10.0%	16.9	27	90.0%	2.1	30	3.6
RENDERING CRIMINAL ASSISTANCE 1 (POST 07/01/2010)	14	53.8%	36.5	12	46.2%	4.9	26	21.9

NOTE: \* Calculations of average sentence length exclude life/death sentences.  
 \*\* Non-prison includes non-confinement sentences as well as jail sentences

OFFENSE	PRISON			NON-PRISON **			TOTAL	
	N	%	Month	N	%	Months	N	Months
RENDERING CRIMINAL ASSISTANCE 1 (POST 07/01/2010) [Attempt]	1	100.0%	28.5	0	0.0%	0.0	1	28.5
RENDERING CRIMINAL ASSISTANCE 1 (PRE 07/01/2010)	1	100.0%	48.0	0	0.0%	0.0	1	48.0
RESIDENTIAL BURGLARY (POST 7/90)	250	54.1%	35.2	212	45.9%	2.8	462	20.3
RESIDENTIAL BURGLARY (POST 7/90) [Attempt]	19	43.2%	37.6	25	56.8%	3.5	44	18.2
RESIDENTIAL BURGLARY (POST 7/90) [Conspiracy]	0	0.0%	0.0	1	100.0%	1.3	1	1.3
RETAIL THEFT WITH EXTENUATING CIRCUMSTANCES 1	3	50.0%	49.3	3	50.0%	2.1	6	25.7
RETAIL THEFT WITH EXTENUATING CIRCUMSTANCES 2	9	36.0%	21.4	16	64.0%	1.8	25	8.9
RETAIL THEFT WITH EXTENUATING CIRCUMSTANCES 3	0	0.0%	0.0	235	100.0%	2.2	235	2.2
ROBBERY 1	103	98.1%	100.4	2	1.9%	0.0	105	98.5
ROBBERY 1 [Attempt]	30	93.8%	69.3	2	6.3%	0.0	32	65.0
ROBBERY 1 [Conspiracy]	3	100.0%	65.3	0	0.0%	0.0	3	65.3
ROBBERY 1 [Life]	1	100.0%	Life	0	0.0%	0.0	1	Life
ROBBERY 2	154	69.7%	36.0	67	30.3%	5.6	221	26.8
ROBBERY 2 [Attempt]	7	25.9%	33.5	20	74.1%	4.1	27	11.7
SECURITY ACT VIOLATION (POST 7/89)	1	50.0%	36.0	1	50.0%	0.0	2	18.0
SELL OR DELIVER LEGEND DRUGS	0	0.0%	0.0	2	100.0%	0.7	2	0.7
SELL OR DELIVER LEGEND DRUGS [Solicitation]	0	0.0%	0.0	1	100.0%	3.0	1	3.0
SEXUAL EXPLOITATION (POST 6/30/01)	13	100.0%	112.8	0	0.0%	0.0	13	112.8
SEXUAL EXPLOITATION (POST 6/30/01) [Attempt]	2	100.0%	48.0	0	0.0%	0.0	2	48.0
SEXUAL MISCONDUCT 1 (POST 7/90)	0	0.0%	0.0	2	100.0%	10.5	2	10.5
SEXUALLY VIOLENT PREDATOR ESCAPE	0	0.0%	0.0	1	100.0%	0.0	1	0.0
STALKING (POST 6/30/00)	2	66.7%	20.0	1	33.3%	12.0	3	17.3
STALKING (POST 7/28/13)	18	66.7%	46.3	9	33.3%	1.9	27	31.5
TAKING MOTOR VEHICLE WITHOUT PERMISSION 1 (POST 6/12/02)	6	75.0%	57.0	2	25.0%	1.5	8	43.1
TAKING MOTOR VEHICLE WITHOUT PERMISSION 2 (POST 6/12/02)	257	30.4%	19.3	588	69.6%	2.1	845	7.3
TAMPERING WITH A WITNESS	19	45.2%	39.7	23	54.8%	3.8	42	20.0
TELEPHONE HARASSMENT (POST 7/24/99)	1	14.3%	51.0	6	85.7%	5.0	7	11.6
THEFT 1	73	34.9%	28.7	136	65.1%	2.3	209	11.5
THEFT 1 [Attempt]	4	16.7%	19.6	20	83.3%	2.9	24	5.6
THEFT 2	122	19.5%	18.9	503	80.5%	1.8	625	5.2
THEFT FROM A VULNERABLE ADULT 1	2	33.3%	25.0	4	66.7%	1.3	6	9.2
THEFT FROM A VULNERABLE ADULT 2	0	0.0%	0.0	4	100.0%	2.7	4	2.7
THEFT OF A FIREARM (POST 7/22/95)	44	63.8%	52.9	25	36.2%	1.3	69	34.2

NOTE: \* Calculations of average sentence length exclude life/death sentences.

\*\* Non-prison includes non-confinement sentences as well as jail sentences

OFFENSE	PRISON			NON-PRISON **			TOTAL	
	N	%	Month	N	%	Months	N	Months
THEFT OF A FIREARM (POST 7/22/95) [Attempt]	0	0.0%	0.0	1	100.0%	0.0	1	0.0
THEFT OF MOTOR VEHICLE	99	46.0%	31.3	116	54.0%	2.4	215	15.7
THEFT OF MOTOR VEHICLE [Attempt]	7	23.3%	24.2	23	76.7%	2.7	30	7.7
THEFT OF MOTOR VEHICLE [Conspiracy]	0	0.0%	0.0	2	100.0%	0.0	2	0.0
THEFT OF RENTAL OR LEASED PROPERTY (\$250-\$1,500)	0	0.0%	0.0	2	100.0%	0.0	2	0.0
THEFT OF RENTAL OR LEASED PROPERTY (>\$1,500)	2	50.0%	43.0	2	50.0%	3.0	4	23.0
THEFT W/ INTENT RESELL 1	0	0.0%	0.0	1	100.0%	0.0	1	0.0
THEFT W/ INTENT RESELL 2	0	0.0%	0.0	2	100.0%	0.0	2	0.0
THREATS TO BOMB (POST 7/89)	4	50.0%	33.3	4	50.0%	2.5	8	17.9
TRAFFICKING 1ST DEGREE	1	100.0%	171.5	0	0.0%	0.0	1	171.5
TRAFFICKING 2ND DEGREE	4	100.0%	150.5	0	0.0%	0.0	4	150.5
TRAFFICKING IN STOLEN PROPERTY 1	46	48.4%	32.5	49	51.6%	1.4	95	16.5
TRAFFICKING IN STOLEN PROPERTY 1 [Attempt]	1	33.3%	50.0	2	66.7%	4.5	3	19.7
TRAFFICKING IN STOLEN PROPERTY 2	19	33.9%	36.0	37	66.1%	2.3	56	13.7
UNLAWFUL DISCHARGE OF A LASER 1	0	0.0%	0.0	1	100.0%	1.0	1	1.0
UNLAWFUL FACTORING CREDIT/PAY CARD TRANSACTION-1ST	0	0.0%	0.0	1	100.0%	0.0	1	0.0
UNLAWFUL FISH AND SHELLFISH CATCH ACCOUNTING 1ST DEGREE	0	0.0%	0.0	1	100.0%	0.0	1	0.0
UNLAWFUL IMPRISONMENT	20	30.8%	26.4	45	69.2%	3.3	65	10.4
UNLAWFUL ISSUANCE OF CHECKS OR DRAFTS	1	33.3%	29.0	2	66.7%	1.7	3	10.8
UNLAWFUL POSSESSION OF A PERSONAL IDENTIFICATION DEVICE	0	0.0%	0.0	3	100.0%	0.6	3	0.6
UNLAWFUL POSSESSION OF FIREARM 1	224	96.6%	56.1	8	3.4%	5.2	232	54.4
UNLAWFUL POSSESSION OF FIREARM 1 [Attempt]	14	100.0%	37.9	0	0.0%	0.0	14	37.9
UNLAWFUL POSSESSION OF FIREARM 2	212	39.4%	29.6	326	60.6%	4.0	538	14.1
UNLAWFUL POSSESSION OF PAYMENT INSTRUMENTS	1	12.5%	25.0	7	87.5%	2.5	8	5.3
UNLAWFUL STORAGE OF ANHYDROUS AMMONIA	0	0.0%	0.0	1	100.0%	0.1	1	0.1
UNLAWFUL SUBLEASING OF MOTOR VEHICLE	0	0.0%	0.0	3	100.0%	0.0	3	0.0
UNLAWFUL TRAFFICKING FISH OR WILDLIFE - 2 post 06/07/2012	0	0.0%	0.0	1	100.0%	1.0	1	1.0
USE BUILDING FOR DRUGS (POST 7/24/99)	1	6.3%	12.0	15	93.8%	0.9	16	1.6
USE OF PROCEEDS OF CRIMINAL PROFITEERING [Attempt]	0	0.0%	0.0	1	100.0%	4.0	1	4.0
VEHICLE PROWL 1	2	22.2%	12.0	7	77.8%	2.3	9	4.5
VEHICLE PROWL 2 (3RD OR SUBS - POST 2013)	13	81.3%	30.0	3	18.8%	2.0	16	24.7
VEHICULAR ASSAULT DISREGARD SAFETY (POST 7/21/01)	10	15.9%	39.9	53	84.1%	3.7	63	9.5
VEHICULAR ASSAULT DISREGARD SAFETY (POST 7/21/01) [Attempt]	0	0.0%	0.0	2	100.0%	7.0	2	7.0

NOTE: \* Calculations of average sentence length exclude life/death sentences.

\*\* Non-prison includes non-confinement sentences as well as jail sentences



OFFENSE	PRISON			NON-PRISON **			TOTAL	
	N	%	Month	N	%	Months	N	Months
VEHICULAR ASSAULT UNDER INFL/RECKLESS (POST 7/21/01)	37	36.6%	37.7	64	63.4%	5.1	101	17.0
VEHICULAR HOMICIDE - DISREGARD SAFETY OF OTHERS (POST 6/5/96)	32	94.1%	39.9	2	5.9%	1.5	34	37.6
VEHICULAR HOMICIDE - DRUNK (L11) (POST 07/28/2013)	33	100.0%	126.5	0	0.0%	0.0	33	126.5
VEHICULAR HOMICIDE - RECKLESS MANNER (POST 06/19/2016)	17	100.0%	110.9	0	0.0%	0.0	17	110.9
VIEW DEPICTION OF MINOR ENGAGED SEX CONDUCT 1ST DEGREE	0	0.0%	0.0	1	100.0%	9.0	1	9.0
VIEW DEPICTION OF MINOR ENGAGED SEX CONDUCT 2ND DEG	1	14.3%	12.0	6	85.7%	0.5	7	2.2
VIOLATION OF SUSPENSION OF DEPARTMENT PRIVILEGES 1ST DEG (POST 07/28/2013)	0	0.0%	0.0	1	100.0%	1.0	1	1.0
VOYEURISM (POST 06/07/06)	4	40.0%	48.0	6	60.0%	2.4	10	20.7
	<b>6,584</b>	<b>43.1%</b>	<b>51.5</b>	<b>8,692</b>	<b>56.9%</b>	<b>2.8</b>	<b>15,276</b>	<b>23.8</b>

NOTE: \* Calculations of average sentence length exclude life/death sentences.

\*\* Non-prison includes non-confinement sentences as well as jail sentences

**Table 3A. Sentencing Grid Frequencies  
Fiscal Year 2023**

SERIOUSNESS LEVEL	OFFENDER SCORE										TOTAL
	0	1	2	3	4	5	6	7	8	9	
XVI	7	0	0	0	0	0	0	0	0	0	7
XV	21	6	7	6	2	4	3	2	2	5	58
XIV	58	10	16	8	9	8	5	9	1	5	129
XIII	1	0	0	0	1	1	0	0	0	0	3
XII	37	11	17	40	12	9	20	5	1	44	196
XI	62	16	12	24	10	4	13	5	3	22	171
X	48	2	2	11	6	4	27	2	5	21	128
IX	22	10	15	15	10	22	19	13	14	37	177
VIII	19	6	7	9	7	1	4	3	2	7	65
VII	79	27	49	68	55	37	49	36	24	129	553
VI	35	12	15	28	10	6	16	8	5	30	165
V	120	36	57	75	97	58	50	44	44	291	872
IV	482	235	233	199	198	156	120	94	79	366	2,162
III	1,043	564	497	315	333	247	224	167	121	498	4,009
II	336	173	140	158	113	98	127	132	72	659	2,008
I	562	380	244	254	194	183	146	124	106	516	2,709
Unranked	1,344	0	0	0	0	0	0	0	0	0	1,344
<b>TOTAL</b>	<b>4,276</b>	<b>1,488</b>	<b>1,311</b>	<b>1,210</b>	<b>1,057</b>	<b>838</b>	<b>823</b>	<b>644</b>	<b>479</b>	<b>2,630</b>	<b>14,756</b>

NOTE: The shaded area in the table indicates offenses with a presumptive sentence of one year or less (non-prison). Sentences imposed under the Drug Grid are excluded.

**Table 3B. Drug Sentencing Grid Frequencies  
Fiscal Year 2023**

SERIOUSNESS LEVEL	OFFENDER SCORE			TOTAL
	0 - 2	3 - 5	6 - 9	
III	15 2.9%	6 1.2%	10 1.9%	31 6.0%
II	175 33.7%	121 23.3%	145 27.9%	441 84.8%
I	40 7.7%	5 1.0%	3 0.6%	48 9.2%
<b>TOTAL</b>	<b>230</b> 44.2%	<b>132</b> 25.4%	<b>158</b> 30.4%	<b>520</b> 100.0%

**Table 4. Number of Sentences for Violent and Nonviolent Offenses  
by Facility Type and County**

**Fiscal Year 2023**

COUNTY	VIOLENT			NONVIOLENT			TOTAL			TOTAL
	Jail	Prison	Other*	Jail	Prison	Other*	Jail	Prison	Other*	
Adams	2	7	0	15	8	8	17	15	8	40
Asotin	1	13	2	58	42	14	59	55	16	130
Benton	16	68	0	265	208	52	281	276	52	609
Chelan	6	15	0	126	60	28	132	75	28	235
Clallam	6	26	0	84	60	19	90	86	19	195
Clark	25	116	1	654	378	89	679	494	90	1,263
Columbia	0	1	0	4	4	4	4	5	4	13
Cowlitz	11	52	1	349	257	66	360	309	67	736
Douglas	5	8	0	43	26	19	48	34	19	101
Ferry	2	2	0	11	6	1	13	8	1	22
Franklin	15	28	0	144	87	25	159	115	25	299
Garfield	0	1	0	6	0	2	6	1	2	9
Grant	9	28	0	170	118	45	179	146	45	370
Grays Harbor	20	24	1	123	93	19	143	117	20	280
Island	6	9	1	41	45	4	47	54	5	106
Jefferson	0	3	1	17	9	7	17	12	8	37
King	67	262	8	555	599	283	622	861	291	1,774
Kitsap	20	75	2	258	184	71	278	259	73	610
Kittitas	4	9	1	76	39	4	80	48	5	133
Klickitat	1	9	0	16	14	1	17	23	1	41
Lewis	11	28	1	286	163	63	297	191	64	552
Lincoln	0	3	0	15	17	0	15	20	0	35
Mason	3	10	0	61	59	11	64	69	11	144
Okanogan	4	11	0	47	27	3	51	38	3	92
Pacific	3	6	0	34	22	3	37	28	3	68
Pend Oreille	0	0	0	22	3	1	22	3	1	26
Pierce	58	332	7	811	799	154	869	1,131	161	2,161
San Juan	0	2	0	7	8	0	7	10	0	17
Skagit	14	50	0	179	129	3	193	179	3	375
Skamania	2	5	0	16	14	2	18	19	2	39
Snohomish	25	109	5	224	300	96	249	409	101	759
Spokane	57	165	19	889	410	244	946	575	263	1,784
Stevens	1	9	0	72	63	13	73	72	13	158
Thurston	10	52	2	157	151	32	167	203	34	404
Wahkiakum	0	0	0	8	7	0	8	7	0	15
Walla Walla	3	13	1	69	32	22	72	45	23	140
Whatcom	12	50	1	207	143	44	219	193	45	457
Whitman	1	3	0	38	12	12	39	15	12	66
Yakima	39	93	2	483	291	73	522	384	75	981
<b>TOTAL</b>	<b>459</b>	<b>1,697</b>	<b>56</b>	<b>6,640</b>	<b>4,887</b>	<b>1,537</b>	<b>7,099</b>	<b>6,584</b>	<b>1,593</b>	<b>15,276</b>
	<b>20.8%</b>	<b>76.7%</b>	<b>2.5%</b>	<b>50.8%</b>	<b>37.4%</b>	<b>11.8%</b>	<b>46.5%</b>	<b>43.1%</b>	<b>10.4%</b>	

\* Other sentence includes non-confinement sentences such as Residential Drug Offender Sentencing Alternative, Parenting Alternative, and Mental Health Alternative.

**Table 5. Percentage of Sentences for Violent and Nonviolent  
Offenses by Facility Type and County  
Fiscal Year 2023**

COUNTY	VIOLENT		NONVIOLENT		TOTAL	
	Jail	Prison	Jail	Prison	Jail	Prison
Adams	22.2%	77.8%	65.2%	34.8%	53.1%	46.9%
Asotin	7.1%	92.9%	58.0%	42.0%	51.8%	48.2%
Benton	19.0%	81.0%	56.0%	44.0%	50.4%	49.6%
Chelan	28.6%	71.4%	67.7%	32.3%	63.8%	36.2%
Clallam	18.8%	81.3%	58.3%	41.7%	51.1%	48.9%
Clark	17.7%	82.3%	63.4%	36.6%	57.9%	42.1%
Columbia	0.0%	100.0%	50.0%	50.0%	44.4%	55.6%
Cowlitz	17.5%	82.5%	57.6%	42.4%	53.8%	46.2%
Douglas	38.5%	61.5%	62.3%	37.7%	58.5%	41.5%
Ferry	50.0%	50.0%	64.7%	35.3%	61.9%	38.1%
Franklin	34.9%	65.1%	62.3%	37.7%	58.0%	42.0%
Garfield	0.0%	100.0%	100.0%	0.0%	85.7%	14.3%
Grant	24.3%	75.7%	59.0%	41.0%	55.1%	44.9%
Grays Harbor	45.5%	54.5%	56.9%	43.1%	55.0%	45.0%
Island	40.0%	60.0%	47.7%	52.3%	46.5%	53.5%
Jefferson	0.0%	100.0%	65.4%	34.6%	58.6%	41.4%
King	20.4%	79.6%	48.1%	51.9%	41.9%	58.1%
Kitsap	21.1%	78.9%	58.4%	41.6%	51.8%	48.2%
Kittitas	30.8%	69.2%	66.1%	33.9%	62.5%	37.5%
Klickitat	10.0%	90.0%	53.3%	46.7%	42.5%	57.5%
Lewis	28.2%	71.8%	63.7%	36.3%	60.9%	39.1%
Lincoln	0.0%	100.0%	46.9%	53.1%	42.9%	57.1%
Mason	23.1%	76.9%	50.8%	49.2%	48.1%	51.9%
Okanogan	26.7%	73.3%	63.5%	36.5%	57.3%	42.7%
Pacific	33.3%	66.7%	60.7%	39.3%	56.9%	43.1%
Pend Oreille	n.a.	n.a.	88.0%	12.0%	88.0%	12.0%
Pierce	14.9%	85.1%	50.4%	49.6%	43.5%	56.6%
San Juan	0.0%	100.0%	46.7%	53.3%	41.2%	58.8%
Skagit	21.9%	78.1%	58.1%	41.9%	51.9%	48.1%
Skamania	28.6%	71.4%	53.3%	46.7%	48.6%	51.4%
Snohomish	18.7%	81.3%	42.7%	57.3%	37.8%	62.2%
Spokane	25.7%	74.3%	68.4%	31.6%	62.2%	37.8%
Stevens	10.0%	90.0%	53.3%	46.7%	50.3%	49.7%
Thurston	16.1%	83.9%	51.0%	49.0%	45.1%	54.9%
Wahkiakum	n.a.	n.a.	53.3%	46.7%	53.3%	46.7%
Walla Walla	18.8%	81.3%	68.3%	31.7%	61.5%	38.5%
Whatcom	19.4%	80.6%	59.1%	40.9%	53.2%	46.8%
Whitman	25.0%	75.0%	76.0%	24.0%	72.2%	27.8%
Yakima	29.5%	70.5%	62.4%	37.6%	57.6%	42.4%
<b>TOTAL</b>	<b>21.3%</b>	<b>78.7%</b>	<b>57.6%</b>	<b>42.4%</b>	<b>51.9%</b>	<b>48.1%</b>

NOTE: Excludes individuals not sentenced to either jail or prison.

**Table 6. VUCSA\* Dealing and Non-dealing Sentences by County**  
**Fiscal Year 2023**

COUNTY	DEALING	NON-DEALING	TOTAL
Adams	1	0	1
Asotin	6	0	6
Benton	15	3	18
Chelan	24	1	25
Clallam	23	0	23
Clark	56	5	61
Cowlitz	56	3	59
Douglas	8	2	10
Ferry	0	1	1
Franklin	10	2	12
Grant	5	2	7
Grays Harbor	27	2	29
Island	4	0	4
Jefferson	2	0	2
King	65	2	67
Kitsap	29	0	29
Kittitas	10	1	11
Klickitat	1	0	1
Lewis	34	16	50
Mason	3	2	5
Okanogan	4	0	4
Pacific	10	0	10
Pend Oreille	2	0	2
Pierce	46	0	46
Skagit	29	2	31
Skamania	3	1	4
Snohomish	53	2	55
Spokane	61	6	67
Stevens	20	0	20
Thurston	27	1	28
Wahkiakum	0	1	1
Walla Walla	14	2	16
Whatcom	32	1	33
Whitman	10	3	13
Yakima	33	2	35
<b>TOTAL</b>	<b>723</b>	<b>63</b>	<b>786</b>
	<b>92.0%</b>	<b>8.0%</b>	<b>100.0%</b>

\* Violation of the Uniform Controlled Substance Act.

## Table 7. Sentences with a Deadly Weapon Finding Fiscal Year 2023

The table below lists deadly weapon enhancements, by offense and type of weapon, for those sentences that received a deadly weapon enhancement. Deadly weapon enhancements for offenses committed prior to July 24, 1995 do not distinguish firearms from other deadly weapons. Initiative I-159 ("Hard Time for Armed Crime") provides deadly weapon enhancements for any felony offense committed after July 23, 1995. I-159 enhancements are greater for firearms than for other deadly weapons (see RCW 9.94A.533).

OFFENSE	FIREARMS	NON-FIREARMS	TOTAL
AGGRAVATED MURDER 1 (POST 7/24/99)	1	0	1
AGGRAVATED MURDER 1 (POST 7/24/99) [Life]	2	3	5
ASSAULT 1 (POST 7/1/90)	17	16	33
ASSAULT 1 (POST 7/1/90) [Attempt]	0	1	1
ASSAULT 2 (POST 7/1/88)	37	66	103
ASSAULT 2 (POST 7/1/88) [Attempt]	0	2	2
ASSAULT 2 (POST 7/1/88) [Life]	0	1	1
ASSAULT 3 (POST 7/1/88)	4	22	26
BURGLARY 1	5	2	7
BURGLARY 2 (NONDWELLING - POST 7/90)	1	0	1
DEL POS W/ METH - 1ST OFFENSE (POST 6/30/98)	1	1	2
DEL POS W/ METH - 2ND OFFENSE (POST 6/30/98)	3	0	3
DEL POS W/ METH - SCHOOL ZONE (POST 6/30/98)	1	0	1
HARASSMENT	1	4	5
INDECENT LIBERTIES WITH FORCE (POST 8/31/01) (.712)	0	1	1
KIDNAPPING 1	1	1	2
KIDNAPPING 1 [Attempt]	1	1	2
MANSLAUGHTER 1 (POST 7/26/97)	3	8	11
MANSLAUGHTER 1 (POST 7/26/97) [Life]	1	0	1
MANSLAUGHTER 2 (POST 7/26/97)	3	4	7
MFG DEL POS W/ HER (POST 6/30/02) (L7)	1	0	1
MFG DEL POS W/ SCH I/II NARC OR FLUNT SUBSEQ	0	1	1
MFG DEL POS W/ SCH I/II NARC OR FLUNT-1ST OFF	6	3	9
MURDER 1 (7/1/90-7/24/99)	2	0	2
MURDER 1 (POST 7/24/99)	21	8	29
MURDER 1 (POST 7/24/99) [Attempt]	3	0	3
MURDER 1 (POST 7/24/99) [Conspiracy]	1	0	1
MURDER 1 (POST 7/24/99) [Life]	1	0	1
MURDER 2 ( POST 7/24/99)	33	18	51
MURDER 2 ( POST 7/24/99) [Attempt]	2	3	5
MURDER 2 (7/1/90-7/24/99)	0	1	1
MURDER 2 (7/1/90-7/24/99) [Attempt]	1	0	1
RAPE 1 (POST 8/31/01) (.712)	1	3	4
RAPE 2 (POST 8/31/01) (.712)	0	1	1
ROBBERY 1	13	10	23
ROBBERY 1 [Attempt]	4	3	7
ROBBERY 2	1	12	13
STALKING (POST 7/28/13)	1	0	1
THEFT 2	0	1	1
<b>TOTAL</b>	<b>173</b>	<b>197</b>	<b>370</b>

**Table 8. Sentences with a Sexual Motivation Finding  
Fiscal Year 2023**

<b>OFFENSES</b>	<b>NUMBER OF SENTENCES WITH SEXUAL MOTIVATION FINDING</b>	<b>TOTAL OF CASES WITH SAME UNDERLYING OFFENSE THAT WAS COMMITTED FOR EACH*</b>
ANIMAL CRUELTY 1	1	22
ASSAULT 2 (POST 7/1/88)	6	729
ASSAULT 3 (POST 7/1/88)	14	1,413
ASSAULT OF A CHILD 3	2	33
BURGLARY 1	1	80
BURGLARY 2 (NONDWELLING - POST 7/90)	1	1,056
INDECENT EXPOSURE (POST 7/24/99) L4	1	11
INDECENT EXPOSURE (UNRANKED)	1	18
KIDNAPPING 1	1	11
LURING OF MINOR OR DEVELOPMENTAL DISABILITY PERSON	1	1
RESIDENTIAL BURGLARY (POST 7/90)	1	462
TRAFFICKING 2ND DEGREE	1	4
UNLAWFUL IMPRISONMENT	2	65
<b>TOTAL</b>	<b>33</b>	<b>3,905</b>

\* Technically, any felony offense other than a sex offense is eligible for a finding of sexual motivation. This column reflects the total number of sentences for those offenses with at least one sexual motivation finding.



**Table 9. Type of Verdict Imposed by Crime Type  
Fiscal Year 2023**

TYPE OF VERDICT	NONVIOLENT		VIOLENT		TOTAL	
	Number	Percent	Number	Percent	Number	Percent
BENCH TRIAL	170	1.3%	18	0.8%	188	1.2%
JURY TRIAL	161	1.2%	244	11.0%	405	2.7%
GUILTY PLEA	12,733	97.5%	1,950	88.2%	14,683	96.1%
<b>TOTAL</b>	<b>13,064</b>	<b>100.0%</b>	<b>2,212</b>	<b>100.0%</b>	<b>15,276</b>	<b>100.0%</b>

**Table 10. Sentence Departures by Type and Direction  
Fiscal Year 2023**

SENTENCE TYPE	SENTENCE RELATIVE TO THE STANDARD RANGE			
	BELOW	WITHIN	ABOVE	TOTAL
Exceptional*	1,142 72.9%	176 11.2%	248 15.8%	1,566 100.0%
SSOSA** ( 534 Eligible <sup>1</sup> )	72 98.6%	1 1.4%	0 0.0%	73 100.0%
First-time Offender Waiver*** ( 3528 Eligible <sup>1</sup> )	775 67.8%	357 31.2%	11 1.0%	1,143 100.0%
Prison Drug Offender Sentencing Alternative	988 96.8%	33 3.2%	0 0.0%	1,021 100.0%
Residential Drug Offender Sentencing Alternative	734 97.7%	17 2.3%	0 0.0%	751 100.0%
Parenting Sentencing Alternative	67 98.5%	1 1.5%	0 0.0%	68 100.0%
Mental Health Alternative	198 98.0%	4 2.0%	0 0.0%	202 100.0%
Standard****	62 0.6%	10,358 99.1%	32 0.3%	10,452 100.0%
<b>TOTAL</b>	<b>4,038 26.4%</b>	<b>10,947 71.7%</b>	<b>291 1.9%</b>	<b>15,276 100.0%</b>

\*Exceptional sentences include departures above or below the standard range, as well as sentences in which the court orders a term of confinement within the standard range, but under terms of an exceptional sentence adds conditions not allowed as part of the standard range (e.g., treatment).

\*\*Sex offenders who have no prior felony sex convictions may receive a sentence under the Special Sex Offender Sentencing Alternative (SSOSA) if they are not convicted of a serious violent offense with a sexual motivation finding or of Rape 1, Attempted Rape 1, or Rape 2 and have a current offense and criminal history that permits the court to impose a sentence within the standard range of less than eleven years confinement. Under current law, individuals sentenced under this alternative receive a suspended sentence and may receive up to twelve months in jail, community supervision for three years or the length of the suspended sentence (whichever is greater), inpatient or outpatient sex offender treatment, crime-related prohibitions, and requirements for affirmative conduct. If the violations of the conditions of supervision occur, the original suspended sentence may be imposed.

\*\*\*Individuals are eligible for the First-time Offender Waiver if the current offense is not a violent offense, sex offense or certain drug offenses, and if the person has no prior felony convictions. If the First-time Offender Waiver is used, the standard range is waived and the person may receive up to 90 days in jail, two years of community supervision, crime-related prohibitions, and requirements for affirmative conduct. An aggravated departure occurs when a person with a 0 to 60-day standard range (a Seriousness Level I offense with an offender score of 0) receives a sentence over 60 days (up to 90 days).

\*\*\*\*The Standard Range category includes some sentence departures not resulting from the use of the First-time Offender Waiver, SSOSA or an exceptional sentence. These departures often occur as the result of clerical errors.

<sup>1</sup> These data are not comparable to reports prior to the FY97 report. Prior to FY97, criminal history that had "washed out" was not taken into consideration in determining eligibility.

**Table 11. Sentence Departures by Type and Offense  
Fiscal Year 2023**

OFFENSE	EXCEPTIONAL		SSOSA		FTOW		Prison DOSA		Residential DOSA		FOSA*		MHA**		TOTAL
	N	%	N	%	N	%	N	%	N	%	N	%	N	%	
ABANDON DEPENDENT PERSONS 2 (POST 06/07/06)	0	0.0%	0	0.0%	2	66.7%	0	0.0%	0	0.0%	0	0.0%	0	0.0%	3
AGGRAVATED MURDER 1 (7/1/90-7/24/99)	3	100.0%	0	0.0%	0	0.0%	0	0.0%	0	0.0%	0	0.0%	0	0.0%	3
AGGRAVATED MURDER 1 (7/1/90-7/24/99) [Life]	0	0.0%	0	0.0%	0	0.0%	0	0.0%	0	0.0%	0	0.0%	0	0.0%	2
AGGRAVATED MURDER 1 (POST 7/24/99)	1	100.0%	0	0.0%	0	0.0%	0	0.0%	0	0.0%	0	0.0%	0	0.0%	1
AGGRAVATED MURDER 1 (POST 7/24/99) [Life]	0	0.0%	0	0.0%	0	0.0%	0	0.0%	0	0.0%	0	0.0%	0	0.0%	6
AGGRAVATED MURDER 1 (PRE 7/1/90)	2	100.0%	0	0.0%	0	0.0%	0	0.0%	0	0.0%	0	0.0%	0	0.0%	2
AGGRAVATED MURDER 1 (PRE 7/1/90) [Life]	0	0.0%	0	0.0%	0	0.0%	0	0.0%	0	0.0%	0	0.0%	0	0.0%	2
ALIEN IN POSSESSION OF A FIREARM	0	0.0%	0	0.0%	0	0.0%	0	0.0%	0	0.0%	0	0.0%	0	0.0%	1
ANIMAL CRUELTY 1	0	0.0%	0	0.0%	3	13.6%	0	0.0%	0	0.0%	0	0.0%	1	4.5%	22
ARSON 1	1	5.0%	0	0.0%	0	0.0%	0	0.0%	0	0.0%	0	0.0%	6	30.0%	20
ARSON 1 [Attempt]	0	0.0%	0	0.0%	0	0.0%	0	0.0%	0	0.0%	0	0.0%	0	0.0%	4
ARSON 1 [Conspiracy]	0	0.0%	0	0.0%	0	0.0%	0	0.0%	0	0.0%	0	0.0%	0	0.0%	1
ARSON 2	3	7.0%	0	0.0%	0	0.0%	0	0.0%	0	0.0%	0	0.0%	0	0.0%	43
ARSON 2 [Attempt]	0	0.0%	0	0.0%	1	12.5%	0	0.0%	0	0.0%	0	0.0%	0	0.0%	8
ASSAULT 1 (POST 7/1/90)	27	31.4%	0	0.0%	0	0.0%	0	0.0%	0	0.0%	0	0.0%	0	0.0%	86
ASSAULT 1 (POST 7/1/90) [Attempt]	2	28.6%	0	0.0%	0	0.0%	0	0.0%	0	0.0%	0	0.0%	0	0.0%	7
ASSAULT 1 (POST 7/1/90) [Solicitation]	1	100.0%	0	0.0%	0	0.0%	0	0.0%	0	0.0%	0	0.0%	0	0.0%	1
ASSAULT 2 (POST 7/1/88)	118	16.2%	0	0.0%	0	0.0%	0	0.0%	0	0.0%	0	0.0%	15	2.1%	729
ASSAULT 2 (POST 7/1/88) [Attempt]	3	6.7%	0	0.0%	8	17.8%	4	8.9%	1	2.2%	0	0.0%	0	0.0%	45
ASSAULT 2 (POST 7/1/88) [Conspiracy]	1	100.0%	0	0.0%	0	0.0%	0	0.0%	0	0.0%	0	0.0%	0	0.0%	1
ASSAULT 2 (POST 7/1/88) [Life]	0	0.0%	0	0.0%	0	0.0%	0	0.0%	0	0.0%	0	0.0%	0	0.0%	1
ASSAULT 3 (POST 7/1/88)	163	11.5%	0	0.0%	301	21.3%	51	3.6%	61	4.3%	0	0.0%	21	1.5%	1,413
ASSAULT 4 (3rd DOMESTIC VIOLENT OFFENSE)	1	11.1%	0	0.0%	2	22.2%	1	11.1%	0	0.0%	0	0.0%	2	22.2%	9
ASSAULT OF A CHILD 1	0	0.0%	0	0.0%	0	0.0%	0	0.0%	0	0.0%	0	0.0%	0	0.0%	2
ASSAULT OF A CHILD 2	3	23.1%	0	0.0%	0	0.0%	0	0.0%	0	0.0%	0	0.0%	0	0.0%	13

FTOW: First-Time Offender Waivers | \*FOSA: Family Offender Sentencing Alternative (or Parenting Sentencing Alternative) | \*\*MHA: Mental Health Alternative

OFFENSE	EXCEPTIONAL		SSOSA		FTOW		Prison DOSA		Residential DOSA		FOSA*		MHA**		TOTAL
	N	%	N	%	N	%	N	%	N	%	N	%	N	%	
ASSAULT OF A CHILD 2 [Attempt]	0	0.0%	0	0.0%	0	0.0%	0	0.0%	0	0.0%	0	0.0%	0	0.0%	1
ASSAULT OF A CHILD 3	6	18.2%	0	0.0%	8	24.2%	0	0.0%	0	0.0%	0	0.0%	0	0.0%	33
ATTEMPTING TO ELUDE PURSUING POLICE VEHICLE	27	5.1%	0	0.0%	26	4.9%	16	3.0%	37	7.0%	0	0.0%	7	1.3%	528
BAIL JUMP WITH CLASS A (POST 7/89)	0	0.0%	0	0.0%	0	0.0%	0	0.0%	0	0.0%	0	0.0%	0	0.0%	1
BAIL JUMP WITH CLASS B OR C (POST 7/89)	4	13.3%	0	0.0%	4	13.3%	1	3.3%	1	3.3%	0	0.0%	0	0.0%	30
BRIBE RECEIVED BY WITNESS	1	100.0%	0	0.0%	0	0.0%	0	0.0%	0	0.0%	0	0.0%	0	0.0%	1
BURGLARY 1	7	8.8%	0	0.0%	0	0.0%	0	0.0%	0	0.0%	0	0.0%	1	1.3%	80
BURGLARY 2 (NONDWELLING - POST 7/90)	88	8.3%	0	0.0%	107	10.1%	148	14.0%	102	9.7%	5	0.5%	9	0.9%	1,056
BURGLARY 2 (NONDWELLING - POST 7/90) [Attempt]	11	11.1%	0	0.0%	1	1.0%	13	13.1%	4	4.0%	0	0.0%	3	3.0%	99
BURGLARY 2 (NONDWELLING - POST 7/90) [Conspiracy]	0	0.0%	0	0.0%	0	0.0%	0	0.0%	0	0.0%	0	0.0%	0	0.0%	1
BURGLARY 2 (PRE 7/90)	0	0.0%	0	0.0%	0	0.0%	0	0.0%	0	0.0%	0	0.0%	0	0.0%	1
CHILD MOLEST 1 (7/90 - 8/31/01)	0	0.0%	0	0.0%	0	0.0%	0	0.0%	0	0.0%	0	0.0%	0	0.0%	2
CHILD MOLEST 1 <18 (POST 8/31/01)	3	50.0%	1	16.7%	0	0.0%	0	0.0%	0	0.0%	0	0.0%	0	0.0%	6
CHILD MOLEST 1 >17 (POST 8/31/01) (.712)	7	8.6%	21	25.9%	0	0.0%	0	0.0%	0	0.0%	0	0.0%	0	0.0%	81
CHILD MOLEST 1 >17 (POST 8/31/01) (.712) [Attempt]	1	16.7%	0	0.0%	0	0.0%	0	0.0%	0	0.0%	0	0.0%	0	0.0%	6
CHILD MOLEST 1 >17 (POST 8/31/01) (.712) [Conspiracy]	0	0.0%	0	0.0%	0	0.0%	0	0.0%	0	0.0%	0	0.0%	0	0.0%	1
CHILD MOLEST 1 >17 (POST 8/31/01) (.712) [Life]	0	0.0%	0	0.0%	0	0.0%	0	0.0%	0	0.0%	0	0.0%	0	0.0%	1
CHILD MOLEST 2 (POST 7/90)	11	11.1%	13	13.1%	0	0.0%	0	0.0%	0	0.0%	0	0.0%	0	0.0%	99
CHILD MOLEST 2 (POST 7/90) [Attempt]	0	0.0%	1	11.1%	0	0.0%	0	0.0%	0	0.0%	0	0.0%	0	0.0%	9
CHILD MOLEST 3 (POST 7/90)	4	12.9%	3	9.7%	0	0.0%	0	0.0%	0	0.0%	0	0.0%	0	0.0%	31
COLLECTION OF UNLAWFUL DEBT	0	0.0%	0	0.0%	0	0.0%	0	0.0%	0	0.0%	0	0.0%	0	0.0%	3
COMMER SEX ABUSE A MINOR - PROMOTE (POST 06/10/2010)	0	0.0%	0	0.0%	0	0.0%	0	0.0%	0	0.0%	0	0.0%	0	0.0%	2
COMMER SEX ABUSE A MINOR (POST 06/10/2010)	1	16.7%	0	0.0%	0	0.0%	0	0.0%	0	0.0%	0	0.0%	0	0.0%	6

FTOW: First-Time Offender Waivers | \*FOSA: Family Offender Sentencing Alternative (or Parenting Sentencing Alternative) | \*\*MHA: Mental Health Alternative

OFFENSE	EXCEPTIONAL		SSOSA		FTOW		Prison DOSA		Residential DOSA		FOSA*		MHA**		TOTAL
	N	%	N	%	N	%	N	%	N	%	N	%	N	%	
COMMER SEX ABUSE A MINOR (POST 06/10/2010) [Attempt]	0	0.0%	0	0.0%	0	0.0%	0	0.0%	0	0.0%	0	0.0%	0	0.0%	3
COMMUNICATION WITH A MINOR (POST 7/86)	3	10.0%	0	0.0%	0	0.0%	0	0.0%	0	0.0%	0	0.0%	0	0.0%	30
COMPUTER TRESPASS 1	0	0.0%	0	0.0%	0	0.0%	0	0.0%	0	0.0%	0	0.0%	0	0.0%	3
CONTROLLED SUBSTANCE HOMICIDE (POST 7/89) - 1ST OFF	3	21.4%	0	0.0%	0	0.0%	3	21.4%	0	0.0%	0	0.0%	0	0.0%	14
COUNTERFEIT - ENDANGER PUBLIC HEALTH/ SAFETY	0	0.0%	0	0.0%	0	0.0%	1	50.0%	1	50.0%	0	0.0%	0	0.0%	2
CRIMINAL GANG INTIMIDATION	1	100.0%	0	0.0%	0	0.0%	0	0.0%	0	0.0%	0	0.0%	0	0.0%	1
CRIMINAL IMPERSONATION 1	0	0.0%	0	0.0%	7	4.6%	0	0.0%	0	0.0%	0	0.0%	0	0.0%	153
CRIMINAL MISCHIEF (previously RIOT)	14	4.4%	0	0.0%	5	1.6%	0	0.0%	0	0.0%	0	0.0%	1	0.3%	316
CRIMINAL MISTREATMENT 1 (POST 06/07/06)	2	40.0%	0	0.0%	0	0.0%	0	0.0%	0	0.0%	0	0.0%	0	0.0%	5
CRIMINAL MISTREATMENT 2 (POST 06/07/06)	0	0.0%	0	0.0%	1	16.7%	0	0.0%	0	0.0%	0	0.0%	0	0.0%	6
CRIMINAL SABOTAGE	0	0.0%	0	0.0%	1	50.0%	0	0.0%	0	0.0%	0	0.0%	0	0.0%	2
CRIMINAL TRESPASS AGAINST CHILD	0	0.0%	0	0.0%	0	0.0%	0	0.0%	0	0.0%	0	0.0%	0	0.0%	2
CUSTODIAL ASSAULT (POST 7/89)	7	13.7%	0	0.0%	1	2.0%	1	2.0%	0	0.0%	0	0.0%	1	2.0%	51
CUSTODIAL INTERFERENCE 1	0	0.0%	0	0.0%	0	0.0%	0	0.0%	0	0.0%	0	0.0%	0	0.0%	6
CYBER HARASSMENT (06/09/2022)	0	0.0%	0	0.0%	0	0.0%	0	0.0%	0	0.0%	0	0.0%	0	0.0%	1
CYBERSTALKING (POST 06/09/2022)	0	0.0%	0	0.0%	0	0.0%	0	0.0%	0	0.0%	0	0.0%	0	0.0%	1
CYBERSTALKING (PRE 06/09/2022)	0	0.0%	0	0.0%	0	0.0%	0	0.0%	0	0.0%	0	0.0%	0	0.0%	4
DEALING DEPICTIONS OF A MINOR 1ST DEGREE (POST 06/10/2010)	1	16.7%	0	0.0%	0	0.0%	0	0.0%	0	0.0%	0	0.0%	0	0.0%	6
DEALING DEPICTIONS OF A MINOR 2ND DEGREE (POST 07/23/2017)	0	0.0%	0	0.0%	0	0.0%	0	0.0%	0	0.0%	0	0.0%	0	0.0%	9
DEFRAUDING INNKEEPER, OVER \$75	0	0.0%	0	0.0%	0	0.0%	0	0.0%	0	0.0%	0	0.0%	0	0.0%	3
DEL MATERIAL IN LIEU OF CONTROLLED SUBSTANCE (POST 7/89) - 1ST OFF	0	0.0%	0	0.0%	0	0.0%	0	0.0%	0	0.0%	0	0.0%	0	0.0%	1
DEL POS W/I METH - 1ST OFFENSE (POST 6/30/98)	9	6.2%	0	0.0%	0	0.0%	15	10.3%	10	6.9%	3	2.1%	1	0.7%	145
DEL POS W/I METH - 1ST OFFENSE (POST 6/30/98) [Attempt]	0	0.0%	0	0.0%	0	0.0%	0	0.0%	0	0.0%	0	0.0%	0	0.0%	9

FTOW: First-Time Offender Waivers | \*FOSA: Family Offender Sentencing Alternative (or Parenting Sentencing Alternative) | \*\*MHA: Mental Health Alternative

OFFENSE	EXCEPTIONAL		SSOSA		FTOW		Prison DOSA		Residential DOSA		FOSA*		MHA**		TOTAL
	N	%	N	%	N	%	N	%	N	%	N	%	N	%	
DEL POS W/I METH - 1ST OFFENSE (POST 6/30/98) [Conspiracy]	6	12.0%	0	0.0%	0	0.0%	0	0.0%	1	2.0%	0	0.0%	0	0.0%	50
DEL POS W/I METH - 1ST OFFENSE (POST 6/30/98) [Solicitation]	0	0.0%	0	0.0%	0	0.0%	0	0.0%	0	0.0%	0	0.0%	0	0.0%	2
DEL POS W/I METH - 2ND OFFENSE (POST 6/30/98)	5	38.5%	0	0.0%	0	0.0%	4	30.8%	0	0.0%	0	0.0%	0	0.0%	13
DEL POS W/I METH - 2ND OFFENSE (POST 6/30/98) [Conspiracy]	0	0.0%	0	0.0%	0	0.0%	0	0.0%	0	0.0%	0	0.0%	0	0.0%	2
DEL POS W/I METH - 2ND OFFENSE (POST 6/30/98) [Solicitation]	0	0.0%	0	0.0%	0	0.0%	0	0.0%	0	0.0%	0	0.0%	0	0.0%	3
DEL POS W/I METH - SCHOOL ZONE (POST 6/30/98)	2	33.3%	0	0.0%	0	0.0%	0	0.0%	0	0.0%	0	0.0%	0	0.0%	6
DELIVERY OF FIREARM TO INELIGIBLE PERSON	1	11.1%	0	0.0%	0	0.0%	0	0.0%	0	0.0%	0	0.0%	0	0.0%	9
DESTRUCTION OF A GRAVE SITE	0	0.0%	0	0.0%	0	0.0%	0	0.0%	0	0.0%	0	0.0%	0	0.0%	1
DISARMING A LAW ENFORCEMENT OR CORRECTIONAL OFFICER	0	0.0%	0	0.0%	0	0.0%	0	0.0%	0	0.0%	0	0.0%	0	0.0%	1
DOMESTIC VIOLENCE COURT ORDER VIOLATION (POST 6/30/00)	206	32.2%	0	0.0%	93	14.6%	94	14.7%	31	4.9%	5	0.8%	37	5.8%	639
DRIVE-BY-SHOOTING (POST 6/30/97)	8	17.4%	0	0.0%	0	0.0%	0	0.0%	0	0.0%	0	0.0%	0	0.0%	46
DRIVE-BY-SHOOTING (POST 6/30/97) [Attempt]	0	0.0%	0	0.0%	0	0.0%	0	0.0%	0	0.0%	0	0.0%	0	0.0%	1
DRIVING UNDER THE INFLUENCE (FELONY) (POST 07/23/2017)	36	29.3%	0	0.0%	0	0.0%	0	0.0%	0	0.0%	4	3.3%	3	2.4%	123
ELECTRONIC DATA THEFT	0	0.0%	0	0.0%	0	0.0%	0	0.0%	0	0.0%	0	0.0%	0	0.0%	1
ELUDING A LAW ENFORCEMENT VESSEL	0	0.0%	0	0.0%	0	0.0%	0	0.0%	0	0.0%	0	0.0%	0	0.0%	2
ENDANGERMENT WITH A CONTROLLED SUBSTANCE	0	0.0%	0	0.0%	0	0.0%	0	0.0%	1	100.0%	0	0.0%	0	0.0%	1
ENGAGE IN BUSINESS AFTER REVOCATION	0	0.0%	0	0.0%	0	0.0%	0	0.0%	0	0.0%	0	0.0%	0	0.0%	1
ESCAPE 1	3	18.8%	0	0.0%	0	0.0%	2	12.5%	0	0.0%	0	0.0%	0	0.0%	16
ESCAPE 1 [Attempt]	1	100.0%	0	0.0%	0	0.0%	0	0.0%	0	0.0%	0	0.0%	0	0.0%	1
ESCAPE 2	1	4.3%	0	0.0%	0	0.0%	4	17.4%	1	4.3%	0	0.0%	1	4.3%	23
ESCAPE FROM COMMUNITY CUSTODY (POST 6/11/92)	3	4.1%	0	0.0%	0	0.0%	0	0.0%	1	1.4%	0	0.0%	0	0.0%	73

FTOW: First-Time Offender Waivers | \*FOSA: Family Offender Sentencing Alternative (or Parenting Sentencing Alternative) | \*\*MHA: Mental Health Alternative

OFFENSE	EXCEPTIONAL		SSOSA		FTOW		Prison DOSA		Residential DOSA		FOSA*		MHA**		TOTAL
	N	%	N	%	N	%	N	%	N	%	N	%	N	%	
EXPLOSIVES - LICENSING VIOLATION	0	0.0%	0	0.0%	0	0.0%	0	0.0%	0	0.0%	0	0.0%	0	0.0%	1
EXTORTION 1	0	0.0%	0	0.0%	0	0.0%	0	0.0%	0	0.0%	0	0.0%	0	0.0%	2
EXTORTION 2	0	0.0%	0	0.0%	0	0.0%	0	0.0%	0	0.0%	0	0.0%	0	0.0%	2
FAILURE TO REGISTER AS KIDNAPPER - POST 7/24/99	0	0.0%	0	0.0%	0	0.0%	0	0.0%	0	0.0%	0	0.0%	0	0.0%	6
FAILURE TO REGISTER AS SEX OFFENDER - POST 7/24/99	12	8.5%	0	0.0%	0	0.0%	0	0.0%	0	0.0%	0	0.0%	1	0.7%	142
FAILURE TO REGISTER AS SEX OFFENDER 2+ (POST 06/07/06)	24	42.1%	0	0.0%	0	0.0%	0	0.0%	0	0.0%	0	0.0%	0	0.0%	57
FAILURE TO REGISTER AS SEX OFFENDER 3+ (POST 06/10/2010)	41	45.6%	0	0.0%	0	0.0%	0	0.0%	0	0.0%	0	0.0%	0	0.0%	90
FAILURE TO REGISTER AS SEX OFFENDER 3+ (POST 06/10/2010) [Attempt]	0	0.0%	0	0.0%	0	0.0%	0	0.0%	0	0.0%	0	0.0%	0	0.0%	1
FALSE REPORTING 2ND DEGREE	0	0.0%	0	0.0%	0	0.0%	0	0.0%	0	0.0%	0	0.0%	0	0.0%	1
FALSE VERIFICATION FOR WELFARE [Attempt]	0	0.0%	0	0.0%	0	0.0%	0	0.0%	0	0.0%	0	0.0%	1	100.0%	1
FORGED PRESCRIP - VUCSA - 1ST OFFENSE	0	0.0%	0	0.0%	0	0.0%	0	0.0%	0	0.0%	1	50.0%	0	0.0%	2
FORGED PRESCRIP - VULDA	0	0.0%	0	0.0%	0	0.0%	0	0.0%	0	0.0%	0	0.0%	0	0.0%	1
FORGERY	11	7.0%	0	0.0%	10	6.3%	5	3.2%	14	8.9%	1	0.6%	0	0.0%	158
HARASSMENT	33	7.9%	0	0.0%	88	21.1%	22	5.3%	17	4.1%	0	0.0%	11	2.6%	417
HATE CRIME (since 07/28/2019, previously MALICIOUS HARASSMENT)	1	11.1%	0	0.0%	3	33.3%	0	0.0%	0	0.0%	0	0.0%	0	0.0%	9
HIT AND RUN - DEATH (POST 7/21/01)	0	0.0%	0	0.0%	1	16.7%	0	0.0%	0	0.0%	0	0.0%	0	0.0%	6
HIT AND RUN - DEATH (POST 7/21/01) [Attempt]	0	0.0%	0	0.0%	0	0.0%	1	100.0%	0	0.0%	0	0.0%	0	0.0%	1
HIT AND RUN - INJURY (POST 6/7/00)	4	6.3%	0	0.0%	18	28.1%	7	10.9%	2	3.1%	0	0.0%	2	3.1%	64
HOMICIDE BY ABUSE (POST 7/24/99)	1	100.0%	0	0.0%	0	0.0%	0	0.0%	0	0.0%	0	0.0%	0	0.0%	1
IDENTITY THEFT 1 (POST 7/21/01)	2	3.1%	0	0.0%	7	10.9%	15	23.4%	5	7.8%	1	1.6%	2	3.1%	64
IDENTITY THEFT 1 (POST 7/21/01) [Attempt]	0	0.0%	0	0.0%	0	0.0%	1	25.0%	0	0.0%	0	0.0%	0	0.0%	4
IDENTITY THEFT 1 (POST 7/21/01) [Conspiracy]	0	0.0%	0	0.0%	0	0.0%	0	0.0%	0	0.0%	0	0.0%	0	0.0%	1
IDENTITY THEFT 2 (POST 7/21/01)	21	6.6%	0	0.0%	23	7.2%	58	18.1%	30	9.4%	10	3.1%	4	1.3%	320
ILLEGAL TRANSFER OF MOTOR VEHICLE CERTIFICATE	7	15.6%	0	0.0%	0	0.0%	0	0.0%	0	0.0%	0	0.0%	0	0.0%	45

FTOW: First-Time Offender Waivers | \*FOSA: Family Offender Sentencing Alternative (or Parenting Sentencing Alternative) | \*\*MHA: Mental Health Alternative

OFFENSE	EXCEPTIONAL		SSOSA		FTOW		Prison DOSA		Residential DOSA		FOSA*		MHA**		TOTAL
	N	%	N	%	N	%	N	%	N	%	N	%	N	%	
INCENDIARY DEVICES (POST 7/24/99)	0	0.0%	0	0.0%	1	25.0%	0	0.0%	0	0.0%	0	0.0%	0	0.0%	4
INCEST 1	0	0.0%	0	0.0%	0	0.0%	0	0.0%	0	0.0%	0	0.0%	0	0.0%	9
INCEST 2	0	0.0%	0	0.0%	0	0.0%	0	0.0%	0	0.0%	0	0.0%	0	0.0%	2
INDECENT EXPOSURE (POST 7/24/99) L4	5	45.5%	0	0.0%	0	0.0%	0	0.0%	0	0.0%	0	0.0%	0	0.0%	11
INDECENT EXPOSURE (UNRANKED)	1	5.6%	0	0.0%	0	0.0%	0	0.0%	0	0.0%	0	0.0%	0	0.0%	18
INDECENT LIBERTIES - DD VICTIM (POST 7/90)	7	22.6%	4	12.9%	0	0.0%	0	0.0%	0	0.0%	0	0.0%	0	0.0%	31
INDECENT LIBERTIES - DD VICTIM (POST 7/90) [Attempt]	1	100.0%	0	0.0%	0	0.0%	0	0.0%	0	0.0%	0	0.0%	0	0.0%	1
INDECENT LIBERTIES BY HEALTHCARE PROVIDER	2	50.0%	0	0.0%	0	0.0%	0	0.0%	0	0.0%	0	0.0%	0	0.0%	4
INDECENT LIBERTIES W/FRAIL ELDER/ VULNERABLE ADULT VICTIM	1	33.3%	0	0.0%	0	0.0%	0	0.0%	0	0.0%	0	0.0%	0	0.0%	3
INDECENT LIBERTIES WITH FORCE (POST 8/31/01) (.712)	2	22.2%	0	0.0%	0	0.0%	0	0.0%	0	0.0%	0	0.0%	0	0.0%	9
INDECENT LIBERTIES WITH FORCE (POST 8/31/01) (.712) [Attempt]	0	0.0%	0	0.0%	0	0.0%	0	0.0%	0	0.0%	0	0.0%	0	0.0%	1
INSURANCE FRAUD - FALSE CLAIMS	0	0.0%	0	0.0%	0	0.0%	0	0.0%	0	0.0%	0	0.0%	0	0.0%	4
INTERFERENCE WITH PERSON PERFORMING OFFICIAL DUTIES	1	16.7%	0	0.0%	0	0.0%	0	0.0%	0	0.0%	0	0.0%	0	0.0%	6
INTIMIDATING A JUDGE	0	0.0%	0	0.0%	0	0.0%	1	100.0%	0	0.0%	0	0.0%	0	0.0%	1
INTIMIDATING A PUBLIC SERVANT	0	0.0%	0	0.0%	2	25.0%	0	0.0%	0	0.0%	0	0.0%	0	0.0%	8
INTIMIDATING A PUBLIC SERVANT [Attempt]	0	0.0%	0	0.0%	0	0.0%	0	0.0%	0	0.0%	0	0.0%	0	0.0%	1
INTIMIDATING A WITNESS	2	18.2%	0	0.0%	0	0.0%	0	0.0%	1	9.1%	0	0.0%	0	0.0%	11
INTRODUCING CONTRABAND 2	1	20.0%	0	0.0%	1	20.0%	0	0.0%	0	0.0%	0	0.0%	0	0.0%	5
KIDNAPPING 1	0	0.0%	0	0.0%	0	0.0%	0	0.0%	0	0.0%	0	0.0%	0	0.0%	11
KIDNAPPING 1 [Attempt]	0	0.0%	0	0.0%	0	0.0%	0	0.0%	0	0.0%	0	0.0%	0	0.0%	3
KIDNAPPING 1 [Life]	0	0.0%	0	0.0%	0	0.0%	0	0.0%	0	0.0%	0	0.0%	0	0.0%	1
KIDNAPPING 2	2	16.7%	0	0.0%	0	0.0%	0	0.0%	0	0.0%	0	0.0%	0	0.0%	12
KIDNAPPING 2 [Attempt]	0	0.0%	0	0.0%	1	50.0%	0	0.0%	0	0.0%	0	0.0%	0	0.0%	2
LURING OF MINOR OR DEVELOPMENTAL DISABILITY PERSON	0	0.0%	0	0.0%	0	0.0%	0	0.0%	0	0.0%	0	0.0%	0	0.0%	1

FTOW: First-Time Offender Waivers | \*FOSA: Family Offender Sentencing Alternative (or Parenting Sentencing Alternative) | \*\*MHA: Mental Health Alternative



OFFENSE	EXCEPTIONAL		SSOSA		FTOW		Prison DOSA		Residential DOSA		FOSA*		MHA**		TOTAL
	N	%	N	%	N	%	N	%	N	%	N	%	N	%	
MAIL THEFT	0	0.0%	0	0.0%	0	0.0%	0	0.0%	0	0.0%	0	0.0%	0	0.0%	9
MAINTAIN PLACE FOR DRUGS - 1ST OFFENSE (POST 7/24/99)	0	0.0%	0	0.0%	1	25.0%	0	0.0%	2	50.0%	0	0.0%	0	0.0%	4
MAINTAIN PLACE FOR DRUGS - 1ST OFFENSE (POST 7/24/99) [Conspiracy]	0	0.0%	0	0.0%	1	100.0%	0	0.0%	0	0.0%	0	0.0%	0	0.0%	1
MALICIOUS INJURY TO RAILROAD PROPERTY (POST 7/24/99)	0	0.0%	0	0.0%	0	0.0%	0	0.0%	0	0.0%	0	0.0%	0	0.0%	1
MALICIOUS INJURY TO RAILROAD PROPERTY (POST 7/24/99) [Attempt]	0	0.0%	0	0.0%	0	0.0%	0	0.0%	0	0.0%	0	0.0%	0	0.0%	1
MALICIOUS MISCHIEF 1	0	0.0%	0	0.0%	6	10.7%	4	7.1%	2	3.6%	0	0.0%	1	1.8%	56
MALICIOUS MISCHIEF 1 [Attempt]	0	0.0%	0	0.0%	0	0.0%	0	0.0%	0	0.0%	0	0.0%	0	0.0%	4
MALICIOUS MISCHIEF 2	8	2.9%	0	0.0%	25	9.2%	5	1.8%	7	2.6%	1	0.4%	3	1.1%	272
MALICIOUS PROSECUTION	0	0.0%	0	0.0%	1	100.0%	0	0.0%	0	0.0%	0	0.0%	0	0.0%	1
MANSLAUGHTER 1 (POST 7/26/97)	4	11.1%	0	0.0%	0	0.0%	0	0.0%	0	0.0%	0	0.0%	0	0.0%	36
MANSLAUGHTER 1 (POST 7/26/97) [Conspiracy]	0	0.0%	0	0.0%	0	0.0%	0	0.0%	0	0.0%	0	0.0%	0	0.0%	1
MANSLAUGHTER 1 (POST 7/26/97) [Life]	0	0.0%	0	0.0%	0	0.0%	0	0.0%	0	0.0%	0	0.0%	0	0.0%	1
MANSLAUGHTER 2 (POST 7/26/97)	11	44.0%	0	0.0%	0	0.0%	0	0.0%	0	0.0%	0	0.0%	0	0.0%	25
MANSLAUGHTER 2 (POST 7/26/97) [Attempt]	0	0.0%	0	0.0%	0	0.0%	0	0.0%	0	0.0%	0	0.0%	0	0.0%	1
MEDICAL CANNABIS FRADULENT RECORDS	0	0.0%	0	0.0%	0	0.0%	0	0.0%	0	0.0%	0	0.0%	0	0.0%	1
MFG DEL POS W/I CANNABIS - 1ST OFFENSE	0	0.0%	0	0.0%	3	10.3%	0	0.0%	0	0.0%	0	0.0%	0	0.0%	29
MFG DEL POS W/I HER (POST 6/30/02) (L7)	4	6.6%	0	0.0%	0	0.0%	7	11.5%	13	21.3%	1	1.6%	0	0.0%	61
MFG DEL POS W/I HER (POST 6/30/02) (L7) [Attempt]	0	0.0%	0	0.0%	0	0.0%	0	0.0%	0	0.0%	0	0.0%	0	0.0%	5
MFG DEL POS W/I HER (POST 6/30/02) (L7) [Conspiracy]	2	6.1%	0	0.0%	0	0.0%	0	0.0%	1	3.0%	0	0.0%	0	0.0%	33
MFG DEL POS W/I HER COC - SUBSEQ (POST 6/30/02) (L7)	0	0.0%	0	0.0%	0	0.0%	1	25.0%	0	0.0%	0	0.0%	0	0.0%	4
MFG DEL POS W/I HER COC - SUBSEQ (POST 6/30/02) (L7) [Conspiracy]	0	0.0%	0	0.0%	0	0.0%	0	0.0%	0	0.0%	0	0.0%	0	0.0%	1
MFG DEL POS W/I IMITATION CONTROLLED SUBSTANCE (POST 7/89)	0	0.0%	0	0.0%	0	0.0%	0	0.0%	0	0.0%	0	0.0%	0	0.0%	2

FTOW: First-Time Offender Waivers | \*FOSA: Family Offender Sentencing Alternative (or Parenting Sentencing Alternative) | \*\*MHA: Mental Health Alternative

OFFENSE	EXCEPTIONAL		SSOSA		FTOW		Prison DOSA		Residential DOSA		FOSA*		MHA**		TOTAL
	N	%	N	%	N	%	N	%	N	%	N	%	N	%	
MFG DEL POS W/I SCH I/II NARC OR FLUNT SUBSEQ	0	0.0%	0	0.0%	0	0.0%	1	25.0%	0	0.0%	0	0.0%	0	0.0%	4
MFG DEL POS W/I SCH I/II NARC OR FLUNT-1ST OFF	12	5.7%	0	0.0%	3	1.4%	18	8.5%	29	13.7%	6	2.8%	3	1.4%	211
MFG DEL POS W/I SCH I/II NARC OR FLUNT-1ST OFF [Attempt]	0	0.0%	0	0.0%	1	4.2%	0	0.0%	0	0.0%	0	0.0%	0	0.0%	24
MFG DEL POS W/I SCH I/II NARC OR FLUNT-1ST OFF [Conspiracy]	3	3.3%	0	0.0%	0	0.0%	0	0.0%	0	0.0%	0	0.0%	0	0.0%	92
MFG DEL POS W/I SCH I/II NARC OR FLUNT-1ST OFF [Solicitation]	0	0.0%	0	0.0%	0	0.0%	0	0.0%	2	100.0%	0	0.0%	0	0.0%	2
MONEY LAUNDERING	1	2.3%	0	0.0%	1	2.3%	0	0.0%	0	0.0%	0	0.0%	0	0.0%	44
MORTGAGE FRAUD	0	0.0%	0	0.0%	0	0.0%	0	0.0%	0	0.0%	0	0.0%	0	0.0%	1
MORTGAGE FRAUD [Attempt]	0	0.0%	0	0.0%	0	0.0%	0	0.0%	0	0.0%	0	0.0%	0	0.0%	1
MURDER 1 (7/1/90-7/24/99)	2	40.0%	0	0.0%	0	0.0%	0	0.0%	0	0.0%	0	0.0%	0	0.0%	5
MURDER 1 (POST 7/24/99)	10	23.3%	0	0.0%	0	0.0%	0	0.0%	0	0.0%	0	0.0%	0	0.0%	43
MURDER 1 (POST 7/24/99) [Attempt]	0	0.0%	0	0.0%	0	0.0%	0	0.0%	0	0.0%	0	0.0%	0	0.0%	4
MURDER 1 (POST 7/24/99) [Conspiracy]	2	50.0%	0	0.0%	0	0.0%	0	0.0%	0	0.0%	0	0.0%	0	0.0%	4
MURDER 1 (POST 7/24/99) [Life]	0	0.0%	0	0.0%	0	0.0%	0	0.0%	0	0.0%	0	0.0%	0	0.0%	1
MURDER 2 ( POST 7/24/99)	6	5.6%	0	0.0%	0	0.0%	0	0.0%	0	0.0%	0	0.0%	0	0.0%	107
MURDER 2 ( POST 7/24/99) [Attempt]	2	18.2%	0	0.0%	0	0.0%	0	0.0%	0	0.0%	0	0.0%	0	0.0%	11
MURDER 2 ( POST 7/24/99) [Conspiracy]	0	0.0%	0	0.0%	0	0.0%	0	0.0%	0	0.0%	0	0.0%	0	0.0%	1
MURDER 2 (7/1/90-7/24/99)	0	0.0%	0	0.0%	0	0.0%	0	0.0%	0	0.0%	0	0.0%	0	0.0%	2
MURDER 2 (7/1/90-7/24/99) [Attempt]	0	0.0%	0	0.0%	0	0.0%	0	0.0%	0	0.0%	0	0.0%	0	0.0%	1
OBTAIN SIGNATURE BY DECEPTION	0	0.0%	0	0.0%	0	0.0%	0	0.0%	0	0.0%	0	0.0%	0	0.0%	1
OFFERING FALSE INSTRUMENT FOR FILING OR REC	0	0.0%	0	0.0%	0	0.0%	0	0.0%	0	0.0%	0	0.0%	0	0.0%	1
ORGANIZED RETAIL THEFT 1	2	11.1%	0	0.0%	2	11.1%	1	5.6%	2	11.1%	0	0.0%	0	0.0%	18
ORGANIZED RETAIL THEFT 1 [Conspiracy]	0	0.0%	0	0.0%	0	0.0%	0	0.0%	0	0.0%	0	0.0%	0	0.0%	1
ORGANIZED RETAIL THEFT 2	4	6.6%	0	0.0%	3	4.9%	8	13.1%	4	6.6%	1	1.6%	0	0.0%	61
OWNER OF DOG THAT ATTACKS	0	0.0%	0	0.0%	0	0.0%	0	0.0%	0	0.0%	0	0.0%	0	0.0%	2
PERJURY 2	0	0.0%	0	0.0%	0	0.0%	0	0.0%	0	0.0%	0	0.0%	0	0.0%	1

FTOW: First-Time Offender Waivers | \*FOSA: Family Offender Sentencing Alternative (or Parenting Sentencing Alternative) | \*\*MHA: Mental Health Alternative

OFFENSE	EXCEPTIONAL		SSOSA		FTOW		Prison DOSA		Residential DOSA		FOSA*		MHA**		TOTAL
	N	%	N	%	N	%	N	%	N	%	N	%	N	%	
PHYSICAL CONTROL VEHICLE UNDER THE INFLUENCE (FELONY) POST (07/23/17)	1	16.7%	0	0.0%	0	0.0%	0	0.0%	0	0.0%	1	16.7%	1	16.7%	6
POSS OF A STOLEN FIREARM	4	9.1%	0	0.0%	8	18.2%	4	9.1%	5	11.4%	0	0.0%	0	0.0%	44
POSS OF CONTRABAND 2 (CTRL SUBS NON_PRISONER)	0	0.0%	0	0.0%	1	50.0%	0	0.0%	0	0.0%	0	0.0%	0	0.0%	2
POSS OF CONTROL SUBSTANCE - BY PRISONERS	1	2.4%	0	0.0%	1	2.4%	0	0.0%	1	2.4%	0	0.0%	0	0.0%	41
POSS OF DEADLY WEAPON BY PRISONER	0	0.0%	0	0.0%	0	0.0%	0	0.0%	0	0.0%	0	0.0%	0	0.0%	8
POSS OF DEPICTION OF MINOR 1ST DEGREE (POST 06/07/06)	1	3.8%	0	0.0%	0	0.0%	0	0.0%	0	0.0%	0	0.0%	0	0.0%	26
POSS OF DEPICTION OF MINOR 2ND DEGREE (06/07/06-07/23/2017)	1	50.0%	0	0.0%	0	0.0%	0	0.0%	0	0.0%	0	0.0%	0	0.0%	2
POSS OF DEPICTION OF MINORS 2ND DEGREE (POST 07/23/2017)	5	12.2%	1	2.4%	0	0.0%	0	0.0%	0	0.0%	0	0.0%	0	0.0%	41
POSSESS READ CAPTURE INFO ON OTHER'S ID	0	0.0%	0	0.0%	0	0.0%	0	0.0%	0	0.0%	0	0.0%	0	0.0%	1
POSSESSION OF MACHINE GUN OR SHORT BARREL SHOTGUN (POST 7/24/99)	0	0.0%	0	0.0%	0	0.0%	0	0.0%	0	0.0%	0	0.0%	0	0.0%	2
POSSESSION OF STOLEN MAIL	0	0.0%	0	0.0%	1	8.3%	0	0.0%	0	0.0%	0	0.0%	0	0.0%	12
POSSESSION OF STOLEN PROPERTY 1	1	3.4%	0	0.0%	0	0.0%	3	10.3%	1	3.4%	0	0.0%	1	3.4%	29
POSSESSION OF STOLEN PROPERTY 2	13	5.9%	0	0.0%	5	2.3%	12	5.5%	16	7.3%	1	0.5%	2	0.9%	220
POSSESSION OF STOLEN VEHICLE	52	6.7%	0	0.0%	51	6.6%	151	19.6%	77	10.0%	4	0.5%	10	1.3%	772
POSSESSION OF STOLEN VEHICLE [Attempt]	0	0.0%	0	0.0%	0	0.0%	2	11.8%	0	0.0%	0	0.0%	0	0.0%	17
PRISON RIOT	0	0.0%	0	0.0%	0	0.0%	0	0.0%	0	0.0%	0	0.0%	0	0.0%	1
PROMOTING PROSTITUTION 1	2	50.0%	0	0.0%	0	0.0%	0	0.0%	0	0.0%	0	0.0%	0	0.0%	4
PROMOTING PROSTITUTION 1 [Attempt]	0	0.0%	0	0.0%	0	0.0%	0	0.0%	0	0.0%	0	0.0%	0	0.0%	1
PROMOTING PROSTITUTION 2	1	4.8%	0	0.0%	0	0.0%	1	4.8%	0	0.0%	0	0.0%	1	4.8%	21
RAPE 1 (POST 8/31/01) (.712)	3	30.0%	0	0.0%	0	0.0%	0	0.0%	0	0.0%	0	0.0%	0	0.0%	10
RAPE 1 (POST 8/31/01) (.712) [Attempt]	0	0.0%	0	0.0%	0	0.0%	0	0.0%	0	0.0%	0	0.0%	0	0.0%	1
RAPE 2 (POST 8/31/01) (.712)	4	12.5%	0	0.0%	0	0.0%	0	0.0%	0	0.0%	0	0.0%	0	0.0%	32
RAPE 3	9	17.0%	6	11.3%	0	0.0%	0	0.0%	0	0.0%	0	0.0%	0	0.0%	53
RAPE OF A CHILD 1 (7/27/97 - 8/31/01)	0	0.0%	0	0.0%	0	0.0%	0	0.0%	0	0.0%	0	0.0%	0	0.0%	2

FTOW: First-Time Offender Waivers | \*FOSA: Family Offender Sentencing Alternative (or Parenting Sentencing Alternative) | \*\*MHA: Mental Health Alternative

OFFENSE	EXCEPTIONAL		SSOSA		FTOW		Prison DOSA		Residential DOSA		FOSA*		MHA**		TOTAL
	N	%	N	%	N	%	N	%	N	%	N	%	N	%	
RAPE OF A CHILD 1 (7/90 - 7/26/97)	0	0.0%	0	0.0%	0	0.0%	0	0.0%	0	0.0%	0	0.0%	0	0.0%	1
RAPE OF A CHILD 1 <18 (POST 8/31/01)	2	22.2%	6	66.7%	0	0.0%	0	0.0%	0	0.0%	0	0.0%	0	0.0%	9
RAPE OF A CHILD 1 >17 (POST 8/31/01) (.712)	7	10.0%	9	12.9%	0	0.0%	0	0.0%	0	0.0%	0	0.0%	0	0.0%	70
RAPE OF A CHILD 1 >17 (POST 8/31/01) (.712) [Attempt]	0	0.0%	0	0.0%	0	0.0%	0	0.0%	0	0.0%	0	0.0%	0	0.0%	2
RAPE OF A CHILD 2 (7/27/97 - 8/31/01)	0	0.0%	0	0.0%	0	0.0%	0	0.0%	0	0.0%	0	0.0%	0	0.0%	1
RAPE OF A CHILD 2 <18 (POST 8/31/01)	0	0.0%	1	100.0%	0	0.0%	0	0.0%	0	0.0%	0	0.0%	0	0.0%	1
RAPE OF A CHILD 2 >17 (POST 8/31/01) (.712)	5	15.6%	4	12.5%	0	0.0%	0	0.0%	0	0.0%	0	0.0%	0	0.0%	32
RAPE OF A CHILD 2 >17 (POST 8/31/01) (.712) [Attempt]	0	0.0%	0	0.0%	0	0.0%	0	0.0%	0	0.0%	0	0.0%	0	0.0%	15
RAPE OF A CHILD 2 >17 (POST 8/31/01) (.712) [Conspiracy]	0	0.0%	0	0.0%	0	0.0%	0	0.0%	0	0.0%	0	0.0%	0	0.0%	1
RAPE OF A CHILD 3 (POST 7/90)	4	9.8%	2	4.9%	0	0.0%	0	0.0%	0	0.0%	0	0.0%	0	0.0%	41
RECKLESS BURNING 1	2	6.7%	0	0.0%	4	13.3%	1	3.3%	0	0.0%	0	0.0%	0	0.0%	30
RENDERING CRIMINAL ASSISTANCE 1 (POST 07/01/2010)	5	19.2%	0	0.0%	3	11.5%	0	0.0%	1	3.8%	0	0.0%	0	0.0%	26
RENDERING CRIMINAL ASSISTANCE 1 (POST 07/01/2010) [Attempt]	0	0.0%	0	0.0%	0	0.0%	0	0.0%	0	0.0%	0	0.0%	0	0.0%	1
RENDERING CRIMINAL ASSISTANCE 1 (PRE 07/01/2010)	1	100.0%	0	0.0%	0	0.0%	0	0.0%	0	0.0%	0	0.0%	0	0.0%	1
RESIDENTIAL BURGLARY (POST 7/90)	34	7.4%	0	0.0%	62	13.4%	84	18.2%	44	9.5%	2	0.4%	14	3.0%	462
RESIDENTIAL BURGLARY (POST 7/90) [Attempt]	3	6.8%	0	0.0%	5	11.4%	5	11.4%	1	2.3%	1	2.3%	0	0.0%	44
RESIDENTIAL BURGLARY (POST 7/90) [Conspiracy]	0	0.0%	0	0.0%	1	100.0%	0	0.0%	0	0.0%	0	0.0%	0	0.0%	1
RETAIL THEFT WITH EXTENUATING CIRCUMSTANCES 1	0	0.0%	0	0.0%	1	16.7%	0	0.0%	0	0.0%	0	0.0%	0	0.0%	6
RETAIL THEFT WITH EXTENUATING CIRCUMSTANCES 2	2	8.0%	0	0.0%	1	4.0%	1	4.0%	3	12.0%	0	0.0%	0	0.0%	25
RETAIL THEFT WITH EXTENUATING CIRCUMSTANCES 3	0	0.0%	0	0.0%	4	1.7%	0	0.0%	4	1.7%	0	0.0%	0	0.0%	235
ROBBERY 1	14	13.3%	0	0.0%	0	0.0%	0	0.0%	0	0.0%	0	0.0%	2	1.9%	105
ROBBERY 1 [Attempt]	1	3.1%	0	0.0%	0	0.0%	0	0.0%	0	0.0%	0	0.0%	2	6.3%	32

FTOW: First-Time Offender Waivers | \*FOSA: Family Offender Sentencing Alternative (or Parenting Sentencing Alternative) | \*\*MHA: Mental Health Alternative

OFFENSE	EXCEPTIONAL		SSOSA		FTOW		Prison DOSA		Residential DOSA		FOSA*		MHA**		TOTAL
	N	%	N	%	N	%	N	%	N	%	N	%	N	%	
ROBBERY 1 [Conspiracy]	1	33.3%	0	0.0%	0	0.0%	0	0.0%	0	0.0%	0	0.0%	0	0.0%	3
ROBBERY 1 [Life]	0	0.0%	0	0.0%	0	0.0%	0	0.0%	0	0.0%	0	0.0%	0	0.0%	1
ROBBERY 2	33	14.9%	0	0.0%	0	0.0%	1	0.5%	1	0.5%	0	0.0%	5	2.3%	221
ROBBERY 2 [Attempt]	2	7.4%	0	0.0%	3	11.1%	0	0.0%	3	11.1%	0	0.0%	0	0.0%	27
SECURITY ACT VIOLATION (POST 7/89)	0	0.0%	0	0.0%	1	50.0%	0	0.0%	0	0.0%	0	0.0%	0	0.0%	2
SELL OR DELIVER LEGEND DRUGS	0	0.0%	0	0.0%	0	0.0%	0	0.0%	0	0.0%	0	0.0%	0	0.0%	2
SELL OR DELIVER LEGEND DRUGS [Solicitation]	0	0.0%	0	0.0%	0	0.0%	0	0.0%	0	0.0%	0	0.0%	0	0.0%	1
SEXUAL EXPLOITATION (POST 6/30/01)	4	30.8%	0	0.0%	0	0.0%	0	0.0%	0	0.0%	0	0.0%	0	0.0%	13
SEXUAL EXPLOITATION (POST 6/30/01) [Attempt]	0	0.0%	0	0.0%	0	0.0%	0	0.0%	0	0.0%	0	0.0%	0	0.0%	2
SEXUAL MISCONDUCT 1 (POST 7/90)	0	0.0%	0	0.0%	0	0.0%	0	0.0%	0	0.0%	0	0.0%	0	0.0%	2
SEXUALLY VIOLENT PREDATOR ESCAPE	0	0.0%	0	0.0%	0	0.0%	0	0.0%	0	0.0%	0	0.0%	1	100.0%	1
STALKING (POST 6/30/00)	2	66.7%	0	0.0%	0	0.0%	0	0.0%	0	0.0%	0	0.0%	0	0.0%	3
STALKING (POST 7/28/13)	5	18.5%	0	0.0%	5	18.5%	4	14.8%	2	7.4%	0	0.0%	0	0.0%	27
TAKING MOTOR VEHICLE WITHOUT PERMISSION 1 (POST 6/12/02)	0	0.0%	0	0.0%	1	12.5%	3	37.5%	1	12.5%	0	0.0%	0	0.0%	8
TAKING MOTOR VEHICLE WITHOUT PERMISSION 2 (POST 6/12/02)	50	5.9%	0	0.0%	45	5.3%	37	4.4%	66	7.8%	2	0.2%	2	0.2%	845
TAMPERING WITH A WITNESS	5	11.9%	0	0.0%	5	11.9%	1	2.4%	3	7.1%	1	2.4%	0	0.0%	42
TELEPHONE HARASSMENT (POST 7/24/99)	0	0.0%	0	0.0%	3	42.9%	0	0.0%	0	0.0%	0	0.0%	0	0.0%	7
THEFT 1	20	9.6%	0	0.0%	15	7.2%	14	6.7%	15	7.2%	4	1.9%	5	2.4%	209
THEFT 1 [Attempt]	1	4.2%	0	0.0%	3	12.5%	1	4.2%	2	8.3%	0	0.0%	0	0.0%	24
THEFT 2	32	5.1%	0	0.0%	31	5.0%	27	4.3%	44	7.0%	4	0.6%	4	0.6%	625
THEFT FROM A VULNERABLE ADULT 1	1	16.7%	0	0.0%	2	33.3%	0	0.0%	0	0.0%	1	16.7%	0	0.0%	6
THEFT FROM A VULNERABLE ADULT 2	0	0.0%	0	0.0%	0	0.0%	0	0.0%	1	25.0%	0	0.0%	0	0.0%	4
THEFT OF A FIREARM (POST 7/22/95)	5	7.2%	0	0.0%	12	17.4%	10	14.5%	10	14.5%	1	1.4%	0	0.0%	69
THEFT OF A FIREARM (POST 7/22/95) [Attempt]	1	100.0%	0	0.0%	0	0.0%	0	0.0%	0	0.0%	0	0.0%	0	0.0%	1
THEFT OF MOTOR VEHICLE	18	8.4%	0	0.0%	14	6.5%	32	14.9%	16	7.4%	2	0.9%	5	2.3%	215
THEFT OF MOTOR VEHICLE [Attempt]	2	6.7%	0	0.0%	4	13.3%	2	6.7%	3	10.0%	0	0.0%	0	0.0%	30

FTOW: First-Time Offender Waivers | \*FOSA: Family Offender Sentencing Alternative (or Parenting Sentencing Alternative) | \*\*MHA: Mental Health Alternative

OFFENSE	EXCEPTIONAL		SSOSA		FTOW		Prison DOSA		Residential DOSA		FOSA*		MHA**		TOTAL
	N	%	N	%	N	%	N	%	N	%	N	%	N	%	
THEFT OF MOTOR VEHICLE [Conspiracy]	0	0.0%	0	0.0%	2	100.0%	0	0.0%	0	0.0%	0	0.0%	0	0.0%	2
THEFT OF RENTAL OR LEASED PROPERTY (\$250-\$1,500)	0	0.0%	0	0.0%	0	0.0%	0	0.0%	0	0.0%	0	0.0%	0	0.0%	2
THEFT OF RENTAL OR LEASED PROPERTY (>\$1,500)	0	0.0%	0	0.0%	0	0.0%	0	0.0%	0	0.0%	1	25.0%	0	0.0%	4
THEFT W/ INTENT RESELL 1	0	0.0%	0	0.0%	0	0.0%	0	0.0%	1	100.0%	0	0.0%	0	0.0%	1
THEFT W/ INTENT RESELL 2	0	0.0%	0	0.0%	1	50.0%	0	0.0%	1	50.0%	0	0.0%	0	0.0%	2
THREATS TO BOMB (POST 7/89)	1	12.5%	0	0.0%	1	12.5%	0	0.0%	0	0.0%	1	12.5%	1	12.5%	8
TRAFFICKING 1ST DEGREE	0	0.0%	0	0.0%	0	0.0%	0	0.0%	0	0.0%	0	0.0%	0	0.0%	1
TRAFFICKING 2ND DEGREE	0	0.0%	0	0.0%	0	0.0%	0	0.0%	0	0.0%	0	0.0%	0	0.0%	4
TRAFFICKING IN STOLEN PROPERTY 1	4	4.2%	0	0.0%	23	24.2%	21	22.1%	14	14.7%	1	1.1%	1	1.1%	95
TRAFFICKING IN STOLEN PROPERTY 1 [Attempt]	0	0.0%	0	0.0%	0	0.0%	0	0.0%	0	0.0%	0	0.0%	0	0.0%	3
TRAFFICKING IN STOLEN PROPERTY 2	4	7.1%	0	0.0%	9	16.1%	6	10.7%	3	5.4%	0	0.0%	0	0.0%	56
UNLAWFUL DISCHARGE OF A LASER 1	0	0.0%	0	0.0%	0	0.0%	0	0.0%	0	0.0%	0	0.0%	0	0.0%	1
UNLAWFUL FACTORING CREDIT/PAY CARD TRANSACTION-1ST	0	0.0%	0	0.0%	0	0.0%	0	0.0%	1	100.0%	0	0.0%	0	0.0%	1
UNLAWFUL FISH AND SHELLFISH CATCH ACCOUNTING 1ST DEGREE	0	0.0%	0	0.0%	0	0.0%	0	0.0%	0	0.0%	0	0.0%	0	0.0%	1
UNLAWFUL IMPRISONMENT	7	10.8%	1	1.5%	14	21.5%	1	1.5%	3	4.6%	0	0.0%	1	1.5%	65
UNLAWFUL ISSUANCE OF CHECKS OR DRAFTS	0	0.0%	0	0.0%	1	33.3%	0	0.0%	0	0.0%	0	0.0%	0	0.0%	3
UNLAWFUL POSSESSION OF A PERSONAL IDENTIFICATION DEVICE	0	0.0%	0	0.0%	0	0.0%	0	0.0%	0	0.0%	0	0.0%	0	0.0%	3
UNLAWFUL POSSESSION OF FIREARM 1	27	11.6%	0	0.0%	0	0.0%	42	18.1%	0	0.0%	0	0.0%	1	0.4%	232
UNLAWFUL POSSESSION OF FIREARM 1 [Attempt]	0	0.0%	0	0.0%	0	0.0%	4	28.6%	0	0.0%	0	0.0%	0	0.0%	14
UNLAWFUL POSSESSION OF FIREARM 2	62	11.5%	0	0.0%	11	2.0%	34	6.3%	20	3.7%	1	0.2%	4	0.7%	538
UNLAWFUL POSSESSION OF PAYMENT INSTRUMENTS	1	12.5%	0	0.0%	0	0.0%	0	0.0%	0	0.0%	1	12.5%	0	0.0%	8
UNLAWFUL STORAGE OF ANHYDROUS AMMONIA	0	0.0%	0	0.0%	1	100.0%	0	0.0%	0	0.0%	0	0.0%	0	0.0%	1
UNLAWFUL SUBLEASING OF MOTOR VEHICLE	0	0.0%	0	0.0%	0	0.0%	0	0.0%	0	0.0%	0	0.0%	0	0.0%	3

FTOW: First-Time Offender Waivers | \*FOSA: Family Offender Sentencing Alternative (or Parenting Sentencing Alternative) | \*\*MHA: Mental Health Alternative

OFFENSE	EXCEPTIONAL		SSOSA		FTOW		Prison DOSA		Residential DOSA		FOSA*		MHA**		TOTAL
	N	%	N	%	N	%	N	%	N	%	N	%	N	%	
UNLAWFUL TRAFFICKING FISH OR WILDLIFE - 2 post 06/07/2012	0	0.0%	0	0.0%	0	0.0%	0	0.0%	0	0.0%	0	0.0%	0	0.0%	1
USE BUILDING FOR DRUGS (POST 7/24/99)	0	0.0%	0	0.0%	0	0.0%	0	0.0%	2	12.5%	0	0.0%	0	0.0%	16
USE OF PROCEEDS OF CRIMINAL PROFITEERING [Attempt]	0	0.0%	0	0.0%	0	0.0%	0	0.0%	0	0.0%	0	0.0%	0	0.0%	1
VEHICLE PROWL 1	1	11.1%	0	0.0%	0	0.0%	0	0.0%	1	11.1%	0	0.0%	0	0.0%	9
VEHICLE PROWL 2 (3RD OR SUBS - POST 2013)	1	6.3%	0	0.0%	0	0.0%	2	12.5%	2	12.5%	0	0.0%	0	0.0%	16
VEHICULAR ASSAULT DISREGARD SAFETY (POST 7/21/01)	2	3.2%	0	0.0%	13	20.6%	2	3.2%	0	0.0%	0	0.0%	0	0.0%	63
VEHICULAR ASSAULT DISREGARD SAFETY (POST 7/21/01) [Attempt]	0	0.0%	0	0.0%	0	0.0%	0	0.0%	0	0.0%	0	0.0%	0	0.0%	2
VEHICULAR ASSAULT UNDER INFL/RECKLESS (POST 7/21/01)	16	15.8%	0	0.0%	0	0.0%	0	0.0%	0	0.0%	0	0.0%	2	2.0%	101
VEHICULAR HOMICIDE - DISREGARD SAFETY OF OTHERS (POST 6/5/96)	1	2.9%	0	0.0%	2	5.9%	0	0.0%	0	0.0%	0	0.0%	0	0.0%	34
VEHICULAR HOMICIDE - DRUNK (L11) (POST 07/28/2013)	6	18.2%	0	0.0%	0	0.0%	0	0.0%	0	0.0%	0	0.0%	0	0.0%	33
VEHICULAR HOMICIDE - RECKLESS MANNER (POST 06/19/2016)	3	17.6%	0	0.0%	0	0.0%	0	0.0%	0	0.0%	0	0.0%	0	0.0%	17
VIEW DEPICTION OF MINOR ENGAGED SEX CONDUCT 1ST DEGREE	0	0.0%	0	0.0%	0	0.0%	0	0.0%	0	0.0%	0	0.0%	0	0.0%	1
VIEW DEPICTION OF MINOR ENGAGED SEX CONDUCT 2ND DEG	1	14.3%	0	0.0%	0	0.0%	0	0.0%	0	0.0%	0	0.0%	0	0.0%	7
VIOLATION OF SUSPENSION OF DEPARTMENT PRIVILEGES 1ST DEG (POST 07/28/2013)	0	0.0%	0	0.0%	0	0.0%	0	0.0%	0	0.0%	0	0.0%	0	0.0%	1
VOYEURISM (POST 06/07/06)	2	20.0%	0	0.0%	0	0.0%	0	0.0%	0	0.0%	0	0.0%	0	0.0%	10
<b>TOTAL ALL OFFENSES</b>	<b>1,566</b>	<b>10.3%</b>	<b>73</b>	<b>0.5%</b>	<b>1,143</b>	<b>7.5%</b>	<b>1,021</b>	<b>6.7%</b>	<b>751</b>	<b>4.9%</b>	<b>68</b>	<b>0.4%</b>	<b>202</b>	<b>1.3%</b>	<b>15,276</b>

FTOW: First-Time Offender Waivers | \*FOSA: Family Offender Sentencing Alternative (or Parenting Sentencing Alternative) | \*\*MHA: Mental Health Alternative

**Table 12. Length of Sentence Relative to Standard Range <sup>1 2</sup>**  
**Fiscal Year 2023**

<sup>1</sup> The "WHERE IN THE RANGE?" (WIR) column in this table displays a statistic based on the sentences of those individuals sentenced within the standard range. The statistic presents the average sentence for these offenders as a number from 0 to 100, where 0 corresponds to a sentence at the bottom of the range and 100 a sentence at the top of the range. Thus an average at the midpoint of the range corresponds to a WIR score of 50 (i.e., 50% of the range).

<sup>2</sup> All life/death sentences for Aggravated Murder are "within the range." Individuals may also be sentenced to life as "Persistent Offenders" or as part of an exceptional sentence. Life sentences for Persistent Offenders are considered to be within the standard range. Life sentences ordered as part of an exceptional sentence are above the standard range.

OFFENSE	SENTENCE RELATIVE TO STANDARD RANGE			AVERAGE OF WHERE IN THE RANGE?
	Below	Within	Above	
ABANDON DEPENDENT PERSONS 2 (POST 06/07/06)	2	1	0	100.0%
AGGRAVATED MURDER 1 (7/1/90-7/24/99)	3	0	0	n.a.
AGGRAVATED MURDER 1 (7/1/90-7/24/99) [Life]	0	2	0	n.a.
AGGRAVATED MURDER 1 (POST 7/24/99)	1	0	0	n.a.
AGGRAVATED MURDER 1 (POST 7/24/99) [Life]	0	6	0	n.a.
AGGRAVATED MURDER 1 (PRE 7/1/90)	2	0	0	n.a.
AGGRAVATED MURDER 1 (PRE 7/1/90) [Life]	0	2	0	n.a.
ALIEN IN POSSESSION OF A FIREARM	0	1	0	0.0%
ANIMAL CRUELTY 1	0	22	0	31.8%
ARSON 1	7	13	0	45.1%
ARSON 1 [Attempt]	1	3	0	45.6%
ARSON 1 [Conspiracy]	0	1	0	0.0%
ARSON 2	0	41	2	35.8%
ARSON 2 [Attempt]	0	8	0	6.3%
ASSAULT 1 (POST 7/1/90)	22	62	2	42.1%
ASSAULT 1 (POST 7/1/90) [Attempt]	1	4	2	67.5%
ASSAULT 1 (POST 7/1/90) [Solicitation]	0	0	1	n.a.
ASSAULT 2 (POST 7/1/88)	79	598	52	40.4%
ASSAULT 2 (POST 7/1/88) [Attempt]	3	42	0	29.1%
ASSAULT 2 (POST 7/1/88) [Conspiracy]	1	0	0	n.a.
ASSAULT 2 (POST 7/1/88) [Life]	0	1	0	n.a.
ASSAULT 3 (POST 7/1/88)	469	917	27	32.6%
ASSAULT 4 (3rd DOMESTIC VIOLENT OFFENSE)	7	2	0	100.0%
ASSAULT OF A CHILD 1	0	2	0	38.5%
ASSAULT OF A CHILD 2	3	10	0	55.3%
ASSAULT OF A CHILD 2 [Attempt]	0	1	0	90.0%
ASSAULT OF A CHILD 3	9	21	3	48.7%
ATTEMPTING TO ELUDE PURSUING POLICE VEHICLE	86	437	5	41.4%
BAIL JUMP WITH CLASS A (POST 7/89)	0	1	0	0.0%



OFFENSE	SENTENCE RELATIVE TO STANDARD RANGE			AVERAGE OF WHERE IN THE RANGE?
	Below	Within	Above	
BAIL JUMP WITH CLASS B OR C (POST 7/89)	8	22	0	60.4%
BRIBE RECEIVED BY WITNESS	1	0	0	n.a.
BURGLARY 1	4	74	2	36.8%
BURGLARY 2 (NONDWELLING - POST 7/90)	423	626	7	25.3%
BURGLARY 2 (NONDWELLING - POST 7/90) [Attempt]	32	67	0	15.5%
BURGLARY 2 (NONDWELLING - POST 7/90) [Conspiracy]	0	1	0	0.0%
BURGLARY 2 (PRE 7/90)	0	1	0	3.3%
CHILD MOLEST 1 (7/90 - 8/31/01)	0	2	0	68.8%
CHILD MOLEST 1 <18 (POST 8/31/01)	4	2	0	50.0%
CHILD MOLEST 1 >17 (POST 8/31/01) (.712)	22	53	6	53.4%
CHILD MOLEST 1 >17 (POST 8/31/01) (.712) [Attempt]	1	5	0	40.0%
CHILD MOLEST 1 >17 (POST 8/31/01) (.712) [Conspiracy]	0	1	0	13.7%
CHILD MOLEST 1 >17 (POST 8/31/01) (.712) [Life]	0	1	0	n.a.
CHILD MOLEST 2 (POST 7/90)	18	75	6	56.0%
CHILD MOLEST 2 (POST 7/90) [Attempt]	1	8	0	30.8%
CHILD MOLEST 3 (POST 7/90)	4	25	2	40.5%
COLLECTION OF UNLAWFUL DEBT	0	3	0	5.1%
COMMER SEX ABUSE A MINOR - PROMOTE (POST 06/10/2010)	0	2	0	88.5%
COMMER SEX ABUSE A MINOR (POST 06/10/2010)	1	5	0	60.0%
COMMER SEX ABUSE A MINOR (POST 06/10/2010) [Attempt]	0	3	0	23.1%
COMMUNICATION WITH A MINOR (POST 7/86)	1	28	1	52.0%
COMPUTER TRESPASS 1	0	3	0	14.5%
CONTROLLED SUBSTANCE HOMICIDE (POST 7/89) - 1ST OFF	4	9	1	39.5%
COUNTERFEIT - ENDANGER PUBLIC HEALTH/ SAFETY	2	0	0	n.a.
CRIMINAL GANG INTIMIDATION	1	0	0	n.a.
CRIMINAL IMPERSONATION 1	0	153	0	15.3%
CRIMINAL MISCHIEF (previously RIOT)	0	312	4	24.9%
CRIMINAL MISTREATMENT 1 (POST 06/07/06)	2	3	0	27.8%
CRIMINAL MISTREATMENT 2 (POST 06/07/06)	1	5	0	65.0%
CRIMINAL SABOTAGE	0	2	0	56.2%
CRIMINAL TRESPASS AGAINST CHILD	0	2	0	4.2%
CUSTODIAL ASSAULT (POST 7/89)	9	42	0	32.8%
CUSTODIAL INTERFERENCE 1	0	6	0	43.3%
CYBER HARASSMENT (06/09/2022)	0	1	0	0.0%
CYBERSTALKING (POST 06/09/2022)	0	1	0	44.1%
CYBERSTALKING (PRE 06/09/2022)	0	4	0	25.0%
DEALING DEPICTIONS OF A MINOR 1ST DEGREE (POST 06/10/2010)	1	5	0	60.0%
DEALING DEPICTIONS OF A MINOR 2ND DEGREE (POST 07/23/2017)	0	9	0	5.4%
DEFRAUDING INNKEEPER, OVER \$75	0	3	0	58.2%
DEL MATERIAL IN LIEU OF CONTROLLED SUBSTANCE (POST 7/89) - 1ST O	0	1	0	0.0%

OFFENSE	SENTENCE RELATIVE TO STANDARD RANGE			AVERAGE OF WHERE IN THE RANGE?
	Below	Within	Above	
DEL POS W/I METH - 1ST OFFENSE (POST 6/30/98)	28	115	2	31.1%
DEL POS W/I METH - 1ST OFFENSE (POST 6/30/98) [Attempt]	0	9	0	27.6%
DEL POS W/I METH - 1ST OFFENSE (POST 6/30/98) [Conspiracy]	0	47	3	29.1%
DEL POS W/I METH - 1ST OFFENSE (POST 6/30/98) [Solicitation]	0	2	0	0.0%
DEL POS W/I METH - 2ND OFFENSE (POST 6/30/98)	9	3	1	25.0%
DEL POS W/I METH - 2ND OFFENSE (POST 6/30/98) [Conspiracy]	0	2	0	23.4%
DEL POS W/I METH - 2ND OFFENSE (POST 6/30/98) [Solicitation]	0	3	0	90.0%
DEL POS W/I METH - SCHOOL ZONE (POST 6/30/98)	0	4	2	46.2%
DELIVERY OF FIREARM TO INELIGIBLE PERSON	0	9	0	14.4%
DESTRUCTION OF A GRAVE SITE	0	1	0	10.1%
DISARMING A LAW ENFORCEMENT OR CORRECTIONAL OFFICER	0	1	0	0.3%
DOMESTIC VIOLENCE COURT ORDER VIOLATION (POST 6/30/00)	460	176	3	52.6%
DRIVE-BY-SHOOTING (POST 6/30/97)	4	39	3	31.7%
DRIVE-BY-SHOOTING (POST 6/30/97) [Attempt]	0	1	0	0.0%
DRIVING UNDER THE INFLUENCE (FELONY) (POST 07/23/2017)	41	80	2	14.8%
ELECTRONIC DATA THEFT	0	1	0	22.2%
ELUDING A LAW ENFORCEMENT VESSEL	0	2	0	43.7%
ENDANGERMENT WITH A CONTROLLED SUBSTANCE	1	0	0	n.a.
ENGAGE IN BUSINESS AFTER REVOCATION	0	1	0	8.3%
ESCAPE 1	5	11	0	9.9%
ESCAPE 1 [Attempt]	0	1	0	5.9%
ESCAPE 2	7	16	0	20.3%
ESCAPE FROM COMMUNITY CUSTODY (POST 6/11/92)	2	69	2	37.4%
EXPLOSIVES - LICENSING VIOLATION	0	1	0	7.9%
EXTORTION 1	0	2	0	50.0%
EXTORTION 2	0	2	0	23.9%
FAILURE TO REGISTER AS KIDNAPPER - POST 7/24/99	0	6	0	7.2%
FAILURE TO REGISTER AS SEX OFFENDER - POST 7/24/99	0	136	6	24.7%
FAILURE TO REGISTER AS SEX OFFENDER 2+ (POST 06/07/06)	27	30	0	17.2%
FAILURE TO REGISTER AS SEX OFFENDER 3+ (POST 06/10/2010)	42	47	1	16.6%
FAILURE TO REGISTER AS SEX OFFENDER 3+ (POST 06/10/2010) [Attempt]	0	1	0	35.7%
FALSE REPORTING 2ND DEGREE	0	1	0	0.0%
FALSE VERIFICATION FOR WELFARE [Attempt]	1	0	0	n.a.
FORGED PRESCRIP - VUCSA - 1ST OFFENSE	1	1	0	16.7%
FORGED PRESCRIP - VULDA	0	1	0	50.1%
FORGERY	34	123	1	40.1%
HARASSMENT	131	285	1	28.4%
HATE CRIME (since 07/28/2019, previously MALICIOUS HARASSMENT)	4	5	0	38.1%
HIT AND RUN - DEATH (POST 7/21/01)	1	5	0	59.0%
HIT AND RUN - DEATH (POST 7/21/01) [Attempt]	1	0	0	n.a.

OFFENSE	SENTENCE RELATIVE TO STANDARD RANGE			AVERAGE OF WHERE IN THE RANGE?
	Below	Within	Above	
HIT AND RUN - INJURY (POST 6/7/00)	31	33	0	32.2%
HOMICIDE BY ABUSE (POST 7/24/99)	0	0	1	n.a.
IDENTITY THEFT 1 (POST 7/21/01)	31	32	1	27.4%
IDENTITY THEFT 1 (POST 7/21/01) [Attempt]	1	3	0	36.1%
IDENTITY THEFT 1 (POST 7/21/01) [Conspiracy]	0	1	0	100.0%
IDENTITY THEFT 2 (POST 7/21/01)	139	181	0	25.9%
ILLEGAL TRANSFER OF MOTOR VEHICLE CERTIFICATE	0	43	2	29.1%
INCENDIARY DEVICES (POST 7/24/99)	1	3	0	33.3%
INCEST 1	1	8	0	82.4%
INCEST 2	0	2	0	8.3%
INDECENT EXPOSURE (POST 7/24/99) L4	3	6	2	34.4%
INDECENT EXPOSURE (UNRANKED)	0	18	0	55.8%
INDECENT LIBERTIES - DD VICTIM (POST 7/90)	7	20	4	42.4%
INDECENT LIBERTIES - DD VICTIM (POST 7/90) [Attempt]	1	0	0	n.a.
INDECENT LIBERTIES BY HEALTHCARE PROVIDER	0	3	1	33.3%
INDECENT LIBERTIES W/FRAIL ELDER/ VULNERABLE ADULT VICTIM	0	3	0	71.4%
INDECENT LIBERTIES WITH FORCE (POST 8/31/01) (.712)	0	7	2	24.9%
INDECENT LIBERTIES WITH FORCE (POST 8/31/01) (.712) [Attempt]	0	1	0	76.5%
INSURANCE FRAUD - FALSE CLAIMS	0	4	0	20.8%
INTERFERENCE WITH PERSON PERFORMING OFFICIAL DUTIES	0	5	1	41.4%
INTIMIDATING A JUDGE	1	0	0	n.a.
INTIMIDATING A PUBLIC SERVANT	2	6	0	22.2%
INTIMIDATING A PUBLIC SERVANT [Attempt]	0	1	0	0.0%
INTIMIDATING A WITNESS	2	8	1	25.0%
INTRODUCING CONTRABAND 2	1	4	0	0.0%
KIDNAPPING 1	0	11	0	40.2%
KIDNAPPING 1 [Attempt]	1	2	0	56.0%
KIDNAPPING 1 [Life]	0	1	0	n.a.
KIDNAPPING 2	1	10	1	66.8%
KIDNAPPING 2 [Attempt]	0	2	0	50.0%
LURING OF MINOR OR DEVELOPMENTAL DISABILITY PERSON	0	1	0	100.0%
MAIL THEFT	0	9	0	23.3%
MAINTAIN PLACE FOR DRUGS - 1ST OFFENSE (POST 7/24/99)	4	0	0	n.a.
MAINTAIN PLACE FOR DRUGS - 1ST OFFENSE (POST 7/24/99) [Conspiracy]	0	1	0	12.3%
MALICIOUS INJURY TO RAILROAD PROPERTY (POST 7/24/99)	0	1	0	0.0%
MALICIOUS INJURY TO RAILROAD PROPERTY (POST 7/24/99) [Attempt]	0	0	1	n.a.
MALICIOUS MISCHIEF 1	8	48	0	28.2%
MALICIOUS MISCHIEF 1 [Attempt]	0	4	0	44.0%
MALICIOUS MISCHIEF 2	26	242	4	35.6%
MALICIOUS PROSECUTION	0	1	0	0.0%

OFFENSE	SENTENCE RELATIVE TO STANDARD RANGE			AVERAGE OF WHERE IN THE RANGE?
	Below	Within	Above	
MANSLAUGHTER 1 (POST 7/26/97)	2	34	0	54.0%
MANSLAUGHTER 1 (POST 7/26/97) [Conspiracy]	0	1	0	56.1%
MANSLAUGHTER 1 (POST 7/26/97) [Life]	0	1	0	n.a.
MANSLAUGHTER 2 (POST 7/26/97)	3	17	5	76.8%
MANSLAUGHTER 2 (POST 7/26/97) [Attempt]	0	1	0	0.0%
MEDICAL CANNABIS FRAUDULENT RECORDS	0	1	0	0.0%
MFG DEL POS W/I CANNABIS - 1ST OFFENSE	0	29	0	15.4%
MFG DEL POS W/I HER (POST 6/30/02) (L7)	23	38	0	26.7%
MFG DEL POS W/I HER (POST 6/30/02) (L7) [Attempt]	0	5	0	21.6%
MFG DEL POS W/I HER (POST 6/30/02) (L7) [Conspiracy]	0	31	2	26.5%
MFG DEL POS W/I HER COC - SUBSEQ (POST 6/30/02) (L7)	0	4	0	21.2%
MFG DEL POS W/I HER COC - SUBSEQ (POST 6/30/02) (L7) [Conspiracy]	0	1	0	99.7%
MFG DEL POS W/I IMITATION CONTROLLED SUBSTANCE (POST 7/89)	0	2	0	50.0%
MFG DEL POS W/I SCH I/II NARC OR FLUNT SUBSEQ	2	2	0	30.0%
MFG DEL POS W/I SCH I/II NARC OR FLUNT-1ST OFF	58	146	7	26.8%
MFG DEL POS W/I SCH I/II NARC OR FLUNT-1ST OFF [Attempt]	0	24	0	16.1%
MFG DEL POS W/I SCH I/II NARC OR FLUNT-1ST OFF [Conspiracy]	0	90	2	28.6%
MFG DEL POS W/I SCH I/II NARC OR FLUNT-1ST OFF [Solicitation]	2	0	0	n.a.
MONEY LAUNDERING	0	43	1	15.4%
MORTGAGE FRAUD	0	1	0	100.0%
MORTGAGE FRAUD [Attempt]	0	1	0	0.0%
MURDER 1 (7/1/90-7/24/99)	1	3	1	40.7%
MURDER 1 (POST 7/24/99)	8	34	1	49.3%
MURDER 1 (POST 7/24/99) [Attempt]	0	4	0	53.4%
MURDER 1 (POST 7/24/99) [Conspiracy]	2	2	0	80.9%
MURDER 1 (POST 7/24/99) [Life]	0	1	0	n.a.
MURDER 2 ( POST 7/24/99)	4	101	2	49.0%
MURDER 2 ( POST 7/24/99) [Attempt]	1	9	1	44.1%
MURDER 2 ( POST 7/24/99) [Conspiracy]	0	1	0	100.0%
MURDER 2 (7/1/90-7/24/99)	0	2	0	47.0%
MURDER 2 (7/1/90-7/24/99) [Attempt]	0	1	0	33.0%
OBTAIN SIGNATURE BY DECEPTION	0	1	0	0.5%
OFFERING FALSE INSTRUMENT FOR FILING OR REC	0	1	0	8.3%
ORGANIZED RETAIL THEFT 1	4	14	0	21.4%
ORGANIZED RETAIL THEFT 1 [Conspiracy]	0	1	0	100.0%
ORGANIZED RETAIL THEFT 2	18	43	0	25.1%
OWNER OF DOG THAT ATTACKS	0	2	0	6.2%
PERJURY 2	0	1	0	50.0%
PHYSICAL CONTROL VEHICLE UNDER THE INFLUENCE (FELONY) POST (0	3	3	0	16.7%
POSS OF A STOLEN FIREARM	20	24	0	32.0%

OFFENSE	SENTENCE RELATIVE TO STANDARD RANGE			AVERAGE OF WHERE IN THE RANGE?
	Below	Within	Above	
POSS OF CONTRABAND 2 (CTRL SUBS NON_PRISONER)	0	2	0	8.3%
POSS OF CONTROL SUBSTANCE - BY PRISONERS	0	41	0	24.3%
POSS OF DEADLY WEAPON BY PRISONER	0	8	0	51.9%
POSS OF DEPICTION OF MINOR 1ST DEGREE (POST 06/07/06)	0	25	1	41.9%
POSS OF DEPICTION OF MINOR 2ND DEGREE (06/07/06-07/23/2017)	1	1	0	100.0%
POSS OF DEPICTION OF MINORS 2ND DEGREE (POST 07/23/2017)	2	39	0	28.8%
POSSESS READ CAPTURE INFO ON OTHER'S ID	0	1	0	12.3%
POSSESSION OF MACHINE GUN OR SHORT BARREL SHOTGUN (POST 7/2	0	2	0	0.0%
POSSESSION OF STOLEN MAIL	0	12	0	22.7%
POSSESSION OF STOLEN PROPERTY 1	6	23	0	25.6%
POSSESSION OF STOLEN PROPERTY 2	40	178	2	35.6%
POSSESSION OF STOLEN VEHICLE	326	445	1	31.6%
POSSESSION OF STOLEN VEHICLE [Attempt]	2	15	0	14.6%
PRISON RIOT	0	1	0	16.7%
PROMOTING PROSTITUTION 1	1	2	1	100.0%
PROMOTING PROSTITUTION 1 [Attempt]	0	1	0	100.0%
PROMOTING PROSTITUTION 2	3	18	0	72.9%
RAPE 1 (POST 8/31/01) (.712)	1	6	3	58.3%
RAPE 1 (POST 8/31/01) (.712) [Attempt]	0	1	0	82.6%
RAPE 2 (POST 8/31/01) (.712)	2	27	3	38.0%
RAPE 3	11	40	2	57.0%
RAPE OF A CHILD 1 (7/27/97 - 8/31/01)	0	2	0	45.0%
RAPE OF A CHILD 1 (7/90 - 7/26/97)	0	1	0	82.9%
RAPE OF A CHILD 1 <18 (POST 8/31/01)	8	1	0	0.0%
RAPE OF A CHILD 1 >17 (POST 8/31/01) (.712)	13	54	3	53.7%
RAPE OF A CHILD 1 >17 (POST 8/31/01) (.712) [Attempt]	0	2	0	25.0%
RAPE OF A CHILD 2 (7/27/97 - 8/31/01)	0	0	1	n.a.
RAPE OF A CHILD 2 <18 (POST 8/31/01)	1	0	0	n.a.
RAPE OF A CHILD 2 >17 (POST 8/31/01) (.712)	6	23	3	49.9%
RAPE OF A CHILD 2 >17 (POST 8/31/01) (.712) [Attempt]	0	14	1	29.0%
RAPE OF A CHILD 2 >17 (POST 8/31/01) (.712) [Conspiracy]	0	1	0	0.0%
RAPE OF A CHILD 3 (POST 7/90)	4	36	1	56.9%
RECKLESS BURNING 1	3	24	3	47.3%
RENDERING CRIMINAL ASSISTANCE 1 (POST 07/01/2010)	7	17	2	44.5%
RENDERING CRIMINAL ASSISTANCE 1 (POST 07/01/2010) [Attempt]	0	1	0	50.0%
RENDERING CRIMINAL ASSISTANCE 1 (PRE 07/01/2010)	0	0	1	n.a.
RESIDENTIAL BURGLARY (POST 7/90)	230	229	3	26.1%
RESIDENTIAL BURGLARY (POST 7/90) [Attempt]	13	31	0	17.1%
RESIDENTIAL BURGLARY (POST 7/90) [Conspiracy]	1	0	0	n.a.
RETAIL THEFT WITH EXTENUATING CIRCUMSTANCES 1	1	5	0	45.1%

OFFENSE	SENTENCE RELATIVE TO STANDARD RANGE			AVERAGE OF WHERE IN THE RANGE?
	Below	Within	Above	
RETAIL THEFT WITH EXTENUATING CIRCUMSTANCES 2	7	18	0	50.3%
RETAIL THEFT WITH EXTENUATING CIRCUMSTANCES 3	0	235	0	18.4%
ROBBERY 1	14	90	1	25.4%
ROBBERY 1 [Attempt]	2	30	0	21.7%
ROBBERY 1 [Conspiracy]	1	2	0	73.7%
ROBBERY 1 [Life]	0	1	0	n.a.
ROBBERY 2	25	183	13	34.1%
ROBBERY 2 [Attempt]	2	25	0	16.3%
SECURITY ACT VIOLATION (POST 7/89)	1	1	0	30.0%
SELL OR DELIVER LEGEND DRUGS	0	2	0	5.6%
SELL OR DELIVER LEGEND DRUGS [Solicitation]	0	1	0	25.0%
SEXUAL EXPLOITATION (POST 6/30/01)	1	9	3	47.9%
SEXUAL EXPLOITATION (POST 6/30/01) [Attempt]	0	2	0	56.7%
SEXUAL MISCONDUCT 1 (POST 7/90)	0	2	0	75.0%
SEXUALLY VIOLENT PREDATOR ESCAPE	1	0	0	n.a.
STALKING (POST 6/30/00)	2	1	0	85.7%
STALKING (POST 7/28/13)	14	11	2	65.8%
TAKING MOTOR VEHICLE WITHOUT PERMISSION 1 (POST 6/12/02)	5	3	0	0.0%
TAKING MOTOR VEHICLE WITHOUT PERMISSION 2 (POST 6/12/02)	180	660	5	28.7%
TAMPERING WITH A WITNESS	14	27	1	40.9%
TELEPHONE HARASSMENT (POST 7/24/99)	2	5	0	40.0%
THEFT 1	52	147	10	31.8%
THEFT 1 [Attempt]	5	19	0	47.4%
THEFT 2	107	508	10	35.7%
THEFT FROM A VULNERABLE ADULT 1	4	2	0	25.0%
THEFT FROM A VULNERABLE ADULT 2	1	3	0	44.4%
THEFT OF A FIREARM (POST 7/22/95)	37	31	1	36.1%
THEFT OF A FIREARM (POST 7/22/95) [Attempt]	1	0	0	n.a.
THEFT OF MOTOR VEHICLE	79	134	2	33.0%
THEFT OF MOTOR VEHICLE [Attempt]	10	19	1	45.5%
THEFT OF MOTOR VEHICLE [Conspiracy]	0	2	0	0.0%
THEFT OF RENTAL OR LEASED PROPERTY (\$250-\$1,500)	0	2	0	1.1%
THEFT OF RENTAL OR LEASED PROPERTY (>\$1,500)	1	3	0	83.3%
THEFT W/ INTENT RESELL 1	1	0	0	n.a.
THEFT W/ INTENT RESELL 2	1	1	0	3.3%
THREATS TO BOMB (POST 7/89)	4	4	0	45.8%
TRAFFICKING 1ST DEGREE	0	1	0	50.0%
TRAFFICKING 2ND DEGREE	0	4	0	44.0%
TRAFFICKING IN STOLEN PROPERTY 1	62	33	0	34.8%
TRAFFICKING IN STOLEN PROPERTY 1 [Attempt]	0	3	0	7.2%

OFFENSE	SENTENCE RELATIVE TO STANDARD RANGE			AVERAGE OF WHERE IN THE RANGE?
	Below	Within	Above	
TRAFFICKING IN STOLEN PROPERTY 2	20	35	1	27.2%
UNLAWFUL DISCHARGE OF A LASER 1	0	1	0	8.3%
UNLAWFUL FACTORING CREDIT/PAY CARD TRANSACTION-1ST	1	0	0	n.a.
UNLAWFUL FISH AND SHELLFISH CATCH ACCOUNTING 1ST DEGREE	0	1	0	0.0%
UNLAWFUL IMPRISONMENT	20	44	1	34.9%
UNLAWFUL ISSUANCE OF CHECKS OR DRAFTS	0	3	0	56.9%
UNLAWFUL POSSESSION OF A PERSONAL IDENTIFICATION DEVICE	0	3	0	29.6%
UNLAWFUL POSSESSION OF FIREARM 1	62	164	6	33.1%
UNLAWFUL POSSESSION OF FIREARM 1 [Attempt]	4	10	0	58.9%
UNLAWFUL POSSESSION OF FIREARM 2	121	414	3	28.8%
UNLAWFUL POSSESSION OF PAYMENT INSTRUMENTS	2	6	0	47.5%
UNLAWFUL STORAGE OF ANHYDROUS AMMONIA	1	0	0	n.a.
UNLAWFUL SUBLEASING OF MOTOR VEHICLE	0	3	0	0.0%
UNLAWFUL TRAFFICKING FISH OR WILDLIFE - 2 post 06/07/2012	0	1	0	33.3%
USE BUILDING FOR DRUGS (POST 7/24/99)	2	14	0	15.9%
USE OF PROCEEDS OF CRIMINAL PROFITEERING [Attempt]	0	1	0	39.6%
VEHICLE PROWL 1	1	8	0	42.9%
VEHICLE PROWL 2 (3RD OR SUBS - POST 2013)	5	11	0	57.8%
VEHICULAR ASSAULT DISREGARD SAFETY (POST 7/21/01)	11	52	0	43.8%
VEHICULAR ASSAULT DISREGARD SAFETY (POST 7/21/01) [Attempt]	0	2	0	24.8%
VEHICULAR ASSAULT UNDER INFL/RECKLESS (POST 7/21/01)	14	84	3	32.0%
VEHICULAR HOMICIDE - DISREGARD SAFETY OF OTHERS (POST 6/5/96)	2	31	1	60.4%
VEHICULAR HOMICIDE - DRUNK (L11) (POST 07/28/2013)	4	27	2	36.8%
VEHICULAR HOMICIDE - RECKLESS MANNER (POST 06/19/2016)	3	14	0	32.8%
VIEW DEPICTION OF MINOR ENGAGED SEX CONDUCT 1ST DEGREE	0	1	0	100.0%
VIEW DEPICTION OF MINOR ENGAGED SEX CONDUCT 2ND DEG	0	7	0	18.0%
VIOLATION OF SUSPENSION OF DEPARTMENT PRIVILEGES 1ST DEG (PO	0	1	0	33.3%
VOYEURISM (POST 06/07/06)	0	9	1	20.8%
<b>ALL OFFENSES</b>	<b>4,038</b>	<b>10,947</b>	<b>291</b>	<b>32.8%</b>

**Table 13. Average Sentence of "Most Serious Offenders" by County  
Fiscal Year 2023**

*This table excludes life and death sentences.*

COUNTY	Number	Months
Adams	10	78.5
Asotin	16	47.1
Benton	92	76.5
Chelan	24	60.4
Clallam	36	70.9
Clark	172	93.9
Columbia	1	224.0
Cowlitz	75	83.2
Douglas	13	48.6
Ferry	6	29.8
Franklin	50	54.8
Garfield	1	168.0
Grant	36	63.1
Grays Harbor	55	53.5
Island	20	46.1
Jefferson	6	58.3
King	388	86.2
Kitsap	99	72.9
Kittitas	20	73.7
Klickitat	11	93.5
Lewis	46	93.3
Lincoln	3	123.0
Mason	18	64.8
Okanogan	16	68.7
Pacific	9	68.0
Pend Oreille	1	101.5
Pierce	439	88.2
San Juan	4	51.0
Skagit	70	65.6
Skamania	7	112.9
Snohomish	151	66.9
Spokane	264	60.5
Stevens	15	76.5
Thurston	70	73.1
Wahkiakum	2	6.0
Walla Walla	19	56.7
Whatcom	71	57.4
Whitman	6	89.1
Yakima	152	57.3
<b>TOTAL</b>	<b>2,494</b>	<b>75.1</b>

**ONLY LIFE OR DEATH\* SENTENCES BY COUNTY**

COUNTY	Number	Sentence
Clark	1	Life
Cowlitz	1	Life
King	4	Life
Pierce	5	Life
Snohomish	1	Life
Spokane	1	Life
Thurston	1	Life
Walla Walla	1	Life
Whatcom	1	Life
<b>TOTAL</b>	<b>16</b>	

\*A Persistent Offender may be sentenced to death if the "third strike" offense is Aggravated Murder.

NOTE: The definition of "Most Serious Offender" used in this table is a person convicted of a "most serious offense" as defined in RCW 9.94A.030.



**Table 14A. "Persistent Offenders" by County**  
**Fiscal Year 2023**

COUNTY	TOTAL	
King	1	Two-Strike Sex Offender
King	3	
Pierce	1	
Spokane	1	
<b>TOTAL</b>	<b>6</b>	

**Table 14B. Details in Persistent Offenders' Sentences  
Under the Persistent Offender Statue RCW 9.94A.030 (38)(a)(b)  
Fiscal Year 2023**

CAUSE	VERDICT	SENTENCING DATE	OFFENSE	SEX	RACE	DOB	AGE at SENTENCE
<b>King</b>							
19-1-04061-7	Plea or Stipulated Findings & Conclusions	11/15/2022	MANSLAUGHTER 1 (POST 7/26/97) [Life] Firearm	Male	African American	9/20/1980	42
2022110833	FY 2023 King						
		Prior offense	ASSAULT 2 (POST 7/1/88)				
		Prior offense	ASSAULT 2 (POST 7/1/88)				
** 20-1-05759-9	Jury Trial	3/24/2023	CHILD MOLEST 1 >17 (POST 8/31/01) (.712) [Life]	Male	African American	9/3/1973	49
2023031331	FY 2023 King						
		Prior offense	RAPE OF A CHILD 2 >17 (POST 8/31/01) (.712)				
21-1-05209-9	Jury Trial	3/17/2023	KIDNAPPING 1 [Life]	Male	African American	10/5/1973	49
2023031376	FY 2023 King						
		Prior offense	BURGLARY 1				
		Prior offense	KIDNAPPING 1				

\*\* "Two-Strike" Sentences under the Persistent Offender Statue RCW 9.94A.030(38)(b)

CAUSE	VERDICT	SENTENCING DATE	OFFENSE	SEX	RACE	DOB	AGE at SENTENCE
17-1-05270-8	Jury Trial	4/21/2023	MURDER 1 (POST 7/24/99) [Life] Firearm	Male	African American	3/12/1967	56
2023040791	FY 2023	King					
		Prior offense	ROBBERY 2				
		Prior offense	ASSAULT 2 (POST 7/1/88)				
		Prior offense	ROBBERY 2				
		Prior offense	ROBBERY 2 [Attempt]				
		Prior offense	ASSAULT 2 (POST 7/1/88)				
		Prior offense	ROBBERY 1				
<b>Pierce</b>							
21-1-00259-3	Jury Trial	10/7/2022	ASSAULT 2 (POST 7/1/88) [Life] Non-Firearm DW	Male	African American	2/15/1962	60
2022100901	FY 2023	Pierce					
		Prior offense	ASSAULT 2 (POST 7/1/88)				
		Prior offense	ASSAULT 1 (POST 7/1/90)				

\*\* "Two-Strike" Sentences under the Persistent Offender Statue RCW 9.94A.030(38)(b)

CAUSE	VERDICT	SENTENCING DATE	OFFENSE	SEX	RACE	DOB	AGE at SENTENCE
<b>Spokane</b>							
21-1-10240-6	Jury Trial	10/6/2022	ROBBERY 1 [Life]	Male	African American	7/18/1986	36
2022100330	FY 2023	Spokane					
		Prior offense	ASSAULT 2 (POST 7/1/88)				
		Prior offense	ASSAULT 2 (POST 7/1/88)				
		Prior offense	ASSAULT 2 (POST 7/1/88)				
		Prior offense	ASSAULT 2 (POST 7/1/88)				
		Prior offense	ROBBERY 1				
		Prior offense	ROBBERY 1				
		Prior offense	ROBBERY 1				
		Prior offense	ROBBERY 1				
		Prior offense	ROBBERY 1				
		Prior offense	ROBBERY 1				
		Prior offense	ROBBERY 1				
		Prior offense	ROBBERY 1				

\*\* "Two-Strike" Sentences under the Persistent Offender Statue RCW 9.94A.030(38)(b)

## EXCEPTIONAL SENTENCES

Under provisions of the Sentencing Reform Act (SRA), every adult felony offense has a presumed range of punishment determined by the seriousness of the offense, the number and type of other current offenses, and the number and type of prior adult and juvenile offenses. The presumptive range for certain offenses may be increased for weapon usage, for dealing drugs in a school or other protected zone, or for certain drug offenses committed in a correctional facility. The presumptive range is decreased by 25 percent if the current offense is an attempt, conspiracy, or solicitation to commit a felony. Some alternative sentences are possible under the First-time Offender Waiver (FTOW) for first time offenders, excluding violent, sex, or certain drug offenses. In addition, the Special Sex Offender Sentencing Alternative (SSOSA) allows suspended sentences for certain individuals, and the Drug Offender Sentencing Alternative (DOSA) allows for reduced confinement time for eligible individuals.

The SRA presumes that, in most cases, a sentencing judge will impose a sentence within the standard range for the offense. An exceptional sentence is a sentence outside the standard range (Alternative sentences under FTOW, SSOSA, Parenting Alternative, Mental Health Alternative or DOSA are not considered exceptional sentences). An exceptional sentence is allowed if there are substantial and compelling reasons supported by the record. An aggravated sentence must be based on a factor listed in RCW 9.94A.535, and the defendant has a right to a jury trial on the facts and circumstances underlying an aggravating factor. The judge is required to record these reasons in writing. Some exceptional sentences do not result in incarceration outside the standard range, but are used to provide sentence conditions not otherwise permitted (*e.g.*, lengthy community supervision). The prosecution or the defense may appeal exceptional sentences.

The following tables summarize the reasons recorded by sentencing judges when imposing exceptional sentences. Reasons are summarized separately for mitigated sentences, aggravated sentences, and sentences within the standard range.

**Table 15. Mitigated Exceptional Sentence Reasons  
Fiscal Year 2023**

<b>REASON</b>	<b>COUNT</b>
Exceptional sentence is more appropriate/is in the interests of justice.	418
All parties agreed to mitigated sentence.	372
Part of plea agreement.	355
Defendant's age.	25
The defendant's mental condition.	9
Victim was an initiator, willing participant, aggressor, or provoker.	8
To make frugal use of the state's resources.	7
No prior convictions or they are remote in time.	4
Capacity to appreciate the wrongfulness was significantly impaired.	3
The multiple offense policy results in a clearly excessive presumptive sentence.	2
Offense principally accomplished by another, defendant caution or concern.	1
Defendant's physical condition.	1
Other mitigating factor.	1
Assisted law enforcement/agreed to help in prosecution of codefendant.	1
<b>Total Mitigated Reasons:</b>	<b>1,207</b>
<b>Total Mitigated Sentences:</b>	<b>1,186</b>
<b>Total Reasons Per Case:</b>	<b>1.02</b>

**Table 16. Aggravated Exceptional Sentence Reasons  
Fiscal Year 2023**

<b>REASON</b>	<b>COUNT</b>
Defendant agreed to prison, greater sentence, or treatment.	325
Defendant was in a position of trust (not an economic or drug offense).	12
The victim's injuries substantially exceed the level of bodily harm necessary to satisfy the elements of the offense.	12
Victim was particularly vulnerable.	11
Rapid recidivism.	6
Part of an ongoing pattern of sexual abuse of the same victim under 18.	6
The sentence was the result of a plea agreement in exchange for a reduced charge.	5
Deliberate cruelty to the victim.	5
Criminal history score greater than 9 points.	4
A domestic violence offense that was a part of an ongoing pattern of psychological, physical, or sex abuse of victim with multiple incidents over a prolonged period of time.	4
Major economic offense substantially greater than typical for the offense.	3
A law enforcement officer was either the victim or injured as a result of the offense.	3
The multiple offense policy results in a clearly lenient presumptive sent.	2
A domestic violence offense that occurred in sight or sound of victim's children under age 18.	2
Major economic offense - used position of trust, confidence, responsibility.	2
Crime injured/harmed a person other than the victim.	2
Major economic offense - high sophistication, planning, long time period.	2
Major economic offense involving multiple victims or multiple incidents.	2
Current offense is a burglary and its victim was present in the building or residence crime committed.	1
To obtain or maintain membership in an organization, association, or group.	1
Factors in criminal record.	1
<b>Total Reasons:</b>	<b>411</b>
<b>Total Aggravated Sentences:</b>	<b>377</b>
<b>Total Reasons Per Case:</b>	<b>1.09</b>

**Table 17. Within Standard Range Exceptional Sentence Reasons  
Fiscal Year 2023**

<b>REASON</b>	<b>COUNT</b>
Exceptional Sentence is within the presumptive range.	39
<b>Total Aggravated Reasons:</b>	<b>39</b>
<b>Total Sentences:</b>	<b>39</b>
<b>Total Reasons Per Case:</b>	<b>1.00</b>



## **SEX OFFENDER SENTENCING UNDER RCW 9.94A.507**

The 2001 Legislature enacted 3ESSB 6151 – The Management of Sex Offenders in the Civil Commitment and Criminal Justice Systems. The new system is often called “determinate plus.” Essentially, any person who is not a persistent offender, who is sentenced for any one of the offenses enumerated in RCW 9.94A.507 (1)(a)(i) or (ii), or an attempt to commit any of those offenses, or is convicted of any sex offense, except failure to register, and has a prior conviction for a “two-strike” offense under RCW 9.94A.031(36)(b), is to receive an indeterminate sentence. The only exception is for individuals 17 years old or younger at the time of the offense who are sentenced for Rape of a Child in the First Degree, Rape of a Child in the Second Degree, or Child Molestation in the First Degree.

The minimum term of the sentence is to be set in the standard range according to the seriousness level of the offense and the individual score. The minimum term may also constitute an exceptional sentence as provided by RCW 9.94A.535. The maximum term is the statutory maximum sentence for the offense. Individuals sentenced to an indeterminate sentence are eligible for earned release pursuant to RCW 9.94A.728, have the opportunity for sex offender treatment while incarcerated, and may be eligible for the Special Sex Offender Sentencing Alternative (SSOSA) as provided in RCW 9.94A.670.

Individuals sentenced under the “determinate plus” scheme fall under the purview of the Indeterminate Sentence Review Board (ISRB) through the maximum term of the sentence. The ISRB periodically reviews “determinate plus” individuals who have served their minimum term and decides whether to release the person. Individuals sentenced as “determinate plus” may remain in custody up to their statutory maximum, depending on the decisions of the ISRB. Those released from prison will be supervised by the Department of Corrections and will remain on community custody through the maximum term of the sentence.

**Table 18. "Determinate Plus" Sex Offense Sentences by County  
Fiscal Year 2023**

COUNTY	FELONY CLASS OF QUALIFYING OFFENSE			TOTAL DETERMINATE PLUS SENTENCES
	CLASS A	CLASS B	CLASS C	
Adams	0	0	0	0
Asotin	1	0	0	1
Benton	22	0	0	22
Chelan	3	2	0	5
Clallam	5	0	0	5
Clark	29	2	0	31
Columbia	0	0	0	0
Cowlitz	6	0	0	6
Douglas	2	0	0	2
Ferry	0	0	0	0
Franklin	4	0	0	4
Garfield	1	0	0	1
Grant	4	0	0	4
Grays Harbor	10	1	0	11
Island	2	1	0	3
Jefferson	1	0	0	1
King	30	0	0	30
Kitsap	12	0	0	12
Kittitas	1	0	0	1
Klickitat	2	0	0	2
Lewis	11	0	0	11
Lincoln	0	0	0	0
Mason	1	0	0	1
Okanogan	1	0	0	1
Pacific	2	0	0	2
Pend Oreille	0	0	0	0
Pierce	43	4	0	47
San Juan	1	0	0	1
Skagit	2	0	0	2
Skamania	0	0	0	0
Snohomish	17	0	0	17
Spokane	19	1	0	20
Stevens	2	0	0	2
Thurston	2	0	0	2
Wahkiakum	0	0	0	0
Walla Walla	3	0	0	3
Whatcom	5	0	0	5
Whitman	3	0	0	3
Yakima	15	0	0	15
<b>TOTAL</b>	<b>262</b>	<b>11</b>	<b>0</b>	<b>273</b>

**Table 19. Sentences with Domestic Violence by County  
Fiscal Year 2023**

COUNTY	SENTENCE WITH DOMESTIC VIOLENCE	TOTAL SENTENCES	RATIO
Adams	2	40	5.0%
Asotin	21	130	16.2%
Benton	66	609	10.8%
Chelan	32	235	13.6%
Clallam	24	195	12.3%
Clark	114	1,263	9.0%
Columbia	5	13	38.5%
Cowlitz	92	736	12.5%
Douglas	12	101	11.9%
Ferry	6	22	27.3%
Franklin	42	299	14.0%
Garfield	2	9	22.2%
Grant	46	370	12.4%
Grays Harbor	37	280	13.2%
Island	11	106	10.4%
Jefferson	4	37	10.8%
King	251	1,774	14.1%
Kitsap	88	610	14.4%
Kittitas	22	133	16.5%
Klickitat	9	41	22.0%
Lewis	61	552	11.1%
Lincoln	4	35	11.4%
Mason	27	144	18.8%
Okanogan	6	92	6.5%
Pacific	7	68	10.3%
Pend Oreille	1	26	3.8%
Pierce	286	2,161	13.2%
San Juan	2	17	11.8%
Skagit	70	375	18.7%
Skamania	11	39	28.2%
Snohomish	96	759	12.6%
Spokane	368	1,784	20.6%
Stevens	14	158	8.9%
Thurston	81	404	20.0%
Wahkiakum	1	15	6.7%
Walla Walla	17	140	12.1%
Whatcom	54	457	11.8%
Whitman	8	66	12.1%
Yakima	222	981	22.6%
<b>TOTAL</b>	<b>2,222</b>	<b>15,276</b>	<b>14.5%</b>

**Table 20. Age of Offenders by County**  
**Fiscal Year 2023**

COUNTY	Age: 18-24		Age: 25-34		Age: 35-59		Age: 60-79		Age: 80+		Age: <18		Total
Adams	11	28%	19	48%	7	18%	1	3%	0	0%	2	5%	40
Asotin	16	13%	43	34%	63	49%	5	4%	0	0%	1	1%	128
Benton	136	22%	283	46%	176	29%	8	1%	0	0%	6	1%	609
Chelan	42	18%	97	41%	87	37%	7	3%	0	0%	2	1%	235
Clallam	24	12%	80	41%	74	38%	12	6%	2	1%	3	2%	195
Clark	204	16%	556	44%	477	38%	17	1%	0	0%	9	1%	1,263
Columbia	2	15%	2	15%	9	69%	0	0%	0	0%	0	0%	13
Cowlitz	112	15%	284	39%	318	43%	14	2%	0	0%	8	1%	736
Douglas	18	18%	42	42%	33	33%	6	6%	0	0%	2	2%	101
Ferry	3	14%	3	14%	13	59%	3	14%	0	0%	0	0%	22
Franklin	59	20%	134	45%	103	34%	3	1%	0	0%	0	0%	299
Garfield	1	11%	4	44%	4	44%	0	0%	0	0%	0	0%	9
Grant	73	20%	167	45%	125	34%	4	1%	0	0%	1	0%	370
Grays Harbor	24	9%	101	36%	140	50%	8	3%	0	0%	6	2%	279
Island	15	14%	45	42%	43	41%	2	2%	0	0%	1	1%	106
Jefferson	4	11%	10	27%	21	57%	2	5%	0	0%	0	0%	37
King	285	16%	777	44%	660	37%	38	2%	0	0%	12	1%	1,772
Kitsap	95	16%	220	36%	274	45%	16	3%	0	0%	5	1%	610
Kittitas	28	21%	45	34%	53	40%	5	4%	0	0%	2	2%	133
Klickitat	9	22%	17	41%	15	37%	0	0%	0	0%	0	0%	41
Lewis	75	14%	208	38%	254	46%	11	2%	1	0%	3	1%	552
Lincoln	5	14%	7	20%	23	66%	0	0%	0	0%	0	0%	35
Mason	22	15%	55	38%	62	43%	4	3%	0	0%	1	1%	144
Okanogan	23	25%	36	39%	32	35%	1	1%	0	0%	0	0%	92
Pacific	6	9%	21	31%	35	51%	5	7%	0	0%	1	1%	68
Pend Oreille	4	15%	4	15%	16	62%	2	8%	0	0%	0	0%	26
Pierce	322	15%	964	45%	793	37%	54	2%	0	0%	28	1%	2,161
San Juan	3	18%	6	35%	8	47%	0	0%	0	0%	0	0%	17
Skagit	52	14%	130	35%	171	46%	17	5%	1	0%	4	1%	375
Skamania	5	13%	14	36%	17	44%	2	5%	0	0%	1	3%	39
Snohomish	167	22%	293	39%	285	38%	7	1%	2	0%	5	1%	759
Spokane	289	16%	745	42%	700	39%	37	2%	1	0%	12	1%	1,784
Stevens	25	16%	61	39%	64	41%	7	4%	0	0%	0	0%	157
Thurston	66	16%	178	44%	149	37%	10	2%	0	0%	1	0%	404
Wahkiakum	5	33%	6	40%	4	27%	0	0%	0	0%	0	0%	15
Walla Walla	31	22%	65	47%	40	29%	2	1%	0	0%	1	1%	139
Whatcom	57	12%	198	43%	187	41%	13	3%	0	0%	2	0%	457
Whitman	15	23%	15	23%	34	52%	2	3%	0	0%	0	0%	66
Yakima	208	21%	425	43%	329	34%	8	1%	0	0%	10	1%	980
<b>STATE TOTAL</b>	<b>2,541</b>	<b>17%</b>	<b>6,360</b>	<b>42%</b>	<b>5,898</b>	<b>39%</b>	<b>333</b>	<b>2%</b>	<b>7</b>	<b>0%</b>	<b>129</b>	<b>1%</b>	<b>15,268 (*)</b>

(\*) Excluding sentences missing DOB

**Table 21. Sentences with Prior Juvenile Conviction by County**  
**Fiscal Year 2023**

ADULT SENTENCES W/ PRIOR JUVENILE CONVICTION					
COUNTY	JAIL	PRISON	OTHERS	TOTAL SENTENCES	RATIO
Adams	1	8	2	40	27.5%
Asotin	6	10	0	130	12.3%
Benton	65	91	12	609	27.6%
Chelan	23	19	9	235	21.7%
Clallam	12	25	6	195	22.1%
Clark	132	139	26	1,263	23.5%
Columbia	1	1	0	13	15.4%
Cowlitz	70	98	16	736	25.0%
Douglas	13	13	6	101	31.7%
Ferry	0	0	0	22	0.0%
Franklin	35	34	9	299	26.1%
Garfield	0	0	1	9	11.1%
Grant	29	49	8	370	23.2%
Grays Harbor	23	23	4	280	17.9%
Island	4	11	0	106	14.2%
Jefferson	1	5	2	37	21.6%
King	71	218	40	1,774	18.5%
Kitsap	56	71	17	610	23.6%
Kittitas	15	13	1	133	21.8%
Klickitat	3	6	1	41	24.4%
Lewis	45	49	13	552	19.4%
Lincoln	3	3	0	35	17.1%
Mason	6	10	4	144	13.9%
Okanogan	12	11	1	92	26.1%
Pacific	5	0	3	68	11.8%
Pend Oreille	0	0	0	26	0.0%
Pierce	136	290	18	2,161	20.5%
San Juan	1	1	0	17	11.8%
Skagit	32	51	1	375	22.4%
Skamania	4	3	0	39	17.9%
Snohomish	55	146	16	759	28.6%
Spokane	156	177	46	1,784	21.2%
Stevens	14	18	1	158	20.9%
Thurston	33	64	6	404	25.5%
Wahkiakum	1	1	0	15	13.3%
Walla Walla	19	18	7	140	31.4%
Whatcom	46	62	10	457	25.8%
Whitman	4	2	2	66	12.1%
Yakima	141	151	15	981	31.3%
<b>TOTAL</b>	<b>1,273</b>	<b>1,891</b>	<b>303</b>	<b>15,276</b>	<b>22.7%</b>

**Table 22. Crimes Against Person by County (RCW 9.94A.411)**  
**Fiscal Year 2023**

COUNTY	OFFENSES AGAINST PERSON	TOTAL OFFENSES	RATIO
Adams	14	62	22.6%
Asotin	54	239	22.6%
Benton	240	832	28.8%
Chelan	103	371	27.8%
Clallam	84	338	24.9%
Clark	484	1,868	25.9%
Columbia	8	23	34.8%
Cowlitz	255	1,074	23.7%
Douglas	43	170	25.3%
Ferry	13	34	38.2%
Franklin	125	391	32.0%
Garfield	6	19	31.6%
Grant	118	569	20.7%
Grays Harbor	134	451	29.7%
Island	48	182	26.4%
Jefferson	12	52	23.1%
King	874	2,717	32.2%
Kitsap	252	817	30.8%
Kittitas	56	211	26.5%
Klickitat	20	57	35.1%
Lewis	170	965	17.6%
Lincoln	7	84	8.3%
Mason	55	217	25.3%
Okanogan	35	144	24.3%
Pacific	23	97	23.7%
Pend Oreille	6	39	15.4%
Pierce	1032	3,236	31.9%
San Juan	12	38	31.6%
Skagit	206	721	28.6%
Skamania	28	62	45.2%
Snohomish	332	1,093	30.4%
Spokane	908	2,543	35.7%
Stevens	61	333	18.3%
Thurston	236	663	35.6%
Wahkiakum	7	24	29.2%
Walla Walla	46	180	25.6%
Whatcom	188	711	26.4%
Whitman	16	90	17.8%
Yakima	435	1,311	33.2%
<b>TOTAL</b>	<b>6,746</b>	<b>23,028</b>	<b>29.3%</b>

**Table 23A. Sentences of Juvenile Declined to Adult Court  
(RCW 13.04.030, RCW 13.40.110)  
by Race**

----

**Fiscal Year 2023**

<b>Race</b>	<b>Exclusive Declined</b>	<b>Mandatory Declined</b>	<b>Discretionary Declined</b>	<b>Total</b>
White	8	-	2	10
Unknown	4	-	1	5
Native American	1	-	0	1
Hispanic	8	-	0	8
Asian	1	-	0	1
African American	8	-	0	8
<b>TOTAL</b>	<b>30</b>	<b>-</b>	<b>3</b>	<b>33</b>

**Table 23B. Sentences of Juvenile Declined to Adult Court  
(RCW 13.04.030, RCW 13.40.110)  
by County**

----

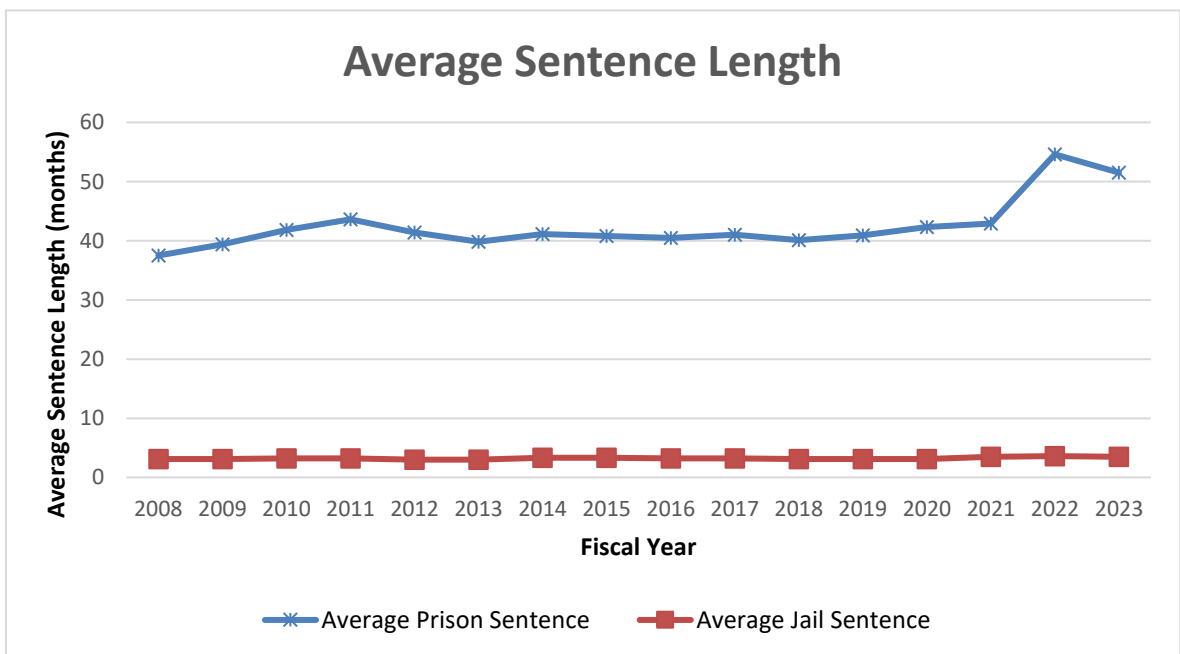
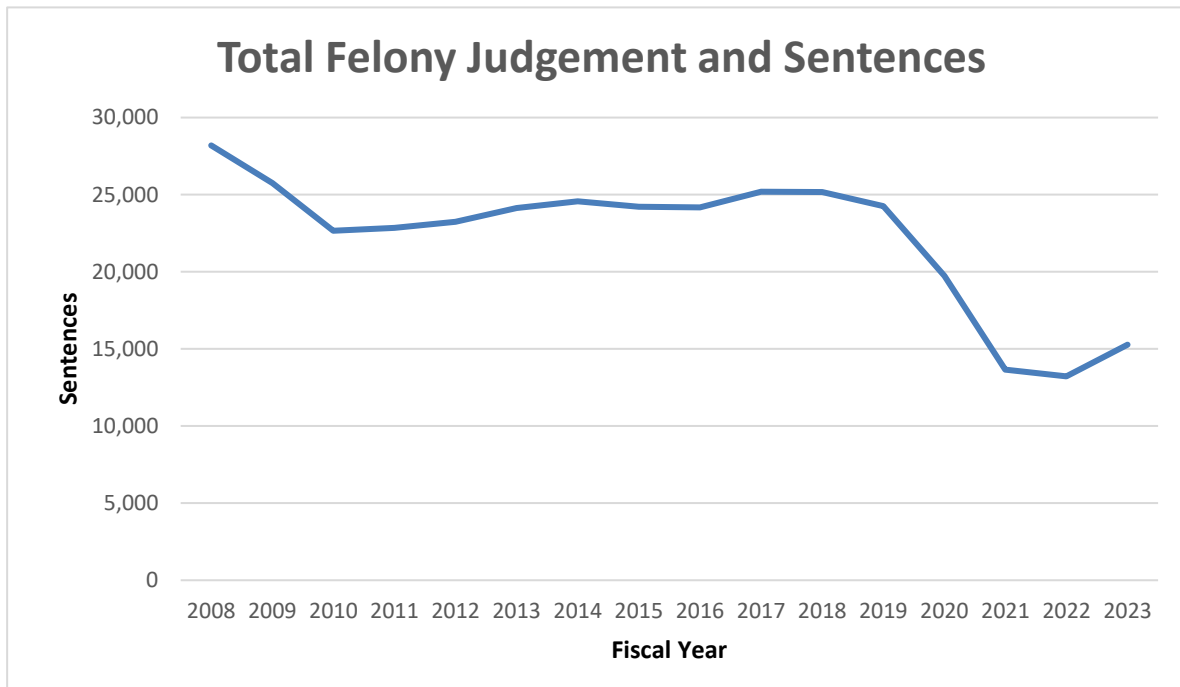
**Fiscal Year 2023**

<b>County</b>	<b>Exclusive Declined</b>	<b>Mandatory Declined</b>	<b>Discretionary Declined</b>	<b>Total</b>
Adams	1	-	0	1
Benton	2	-	0	2
Chelan	1	-	0	1
Clallam	1	-	0	1
Clark	3	-	0	3
Cowlitz	2	-	1	3
Grays Harbor	1	-	0	1
King	0	-	1	1
Kitsap	1	-	0	1
Pierce	6	-	0	6
Skagit	0	-	1	1
Snohomish	2	-	0	2
Spokane	3	-	0	3
Thurston	1	-	0	1
Yakima	6	-	0	6
<b>TOTAL</b>	<b>30</b>	<b>-</b>	<b>3</b>	<b>33</b>

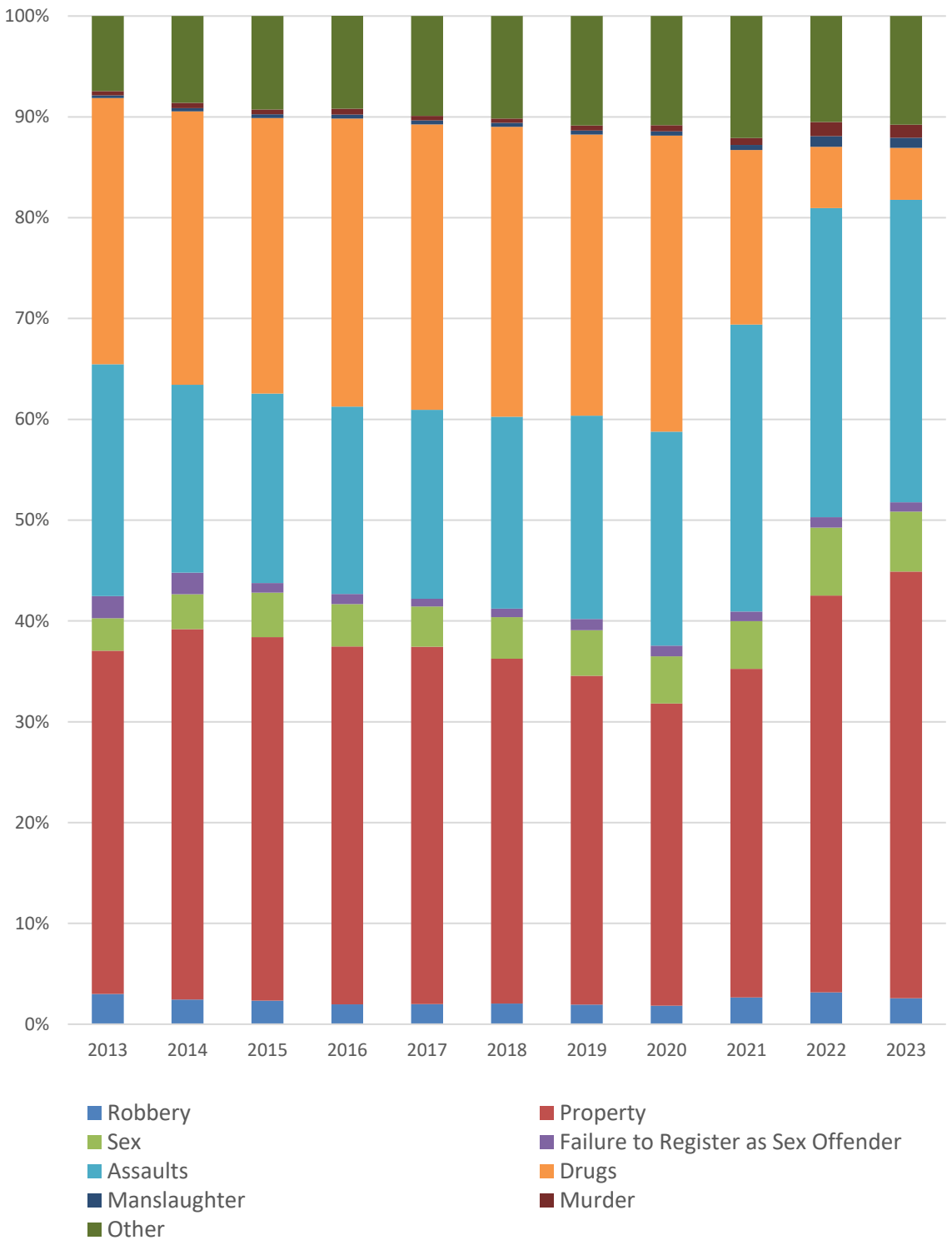
## **SENTENCING TRENDS FROM FY 2008 TO FY 2023**

- Total Felony Judgement and Sentences
- Average Sentence Length
- Distribution of Crime Categories (FY2013-FY2023)
- Ratio of Prison Sentences to All Felony Sentences
- Percentage of Violent Sentences in Jail and in Prison
- Sentences by Crime Categories
- Sentences with First-Time Offender Waiver
- Persistent Offenders Sentences
- Violation of the Uniform Controlled Substance Act (VUCSA)
- Alternative Sentences
- Sentences with Exceptional Reasons
- Crimes Committed by Months - FY2023
- Crime Distribution by County - FY2023
- Racial Distribution by Crime Category - FY2023
- Major Crime Distribution by Race - FY2023
- Where-In-The-Range by County FY2023 (Murder 1, Murder 2, Manslaughter, Failure to Register as Sex Offenders, Property, Robbery, Sex, Drug, Other Felonies)
- Deal and No-Deal Drug Offenses by Fiscal Year
- Percentage of Deal and No-Deal Drug Offenses by Fiscal Year

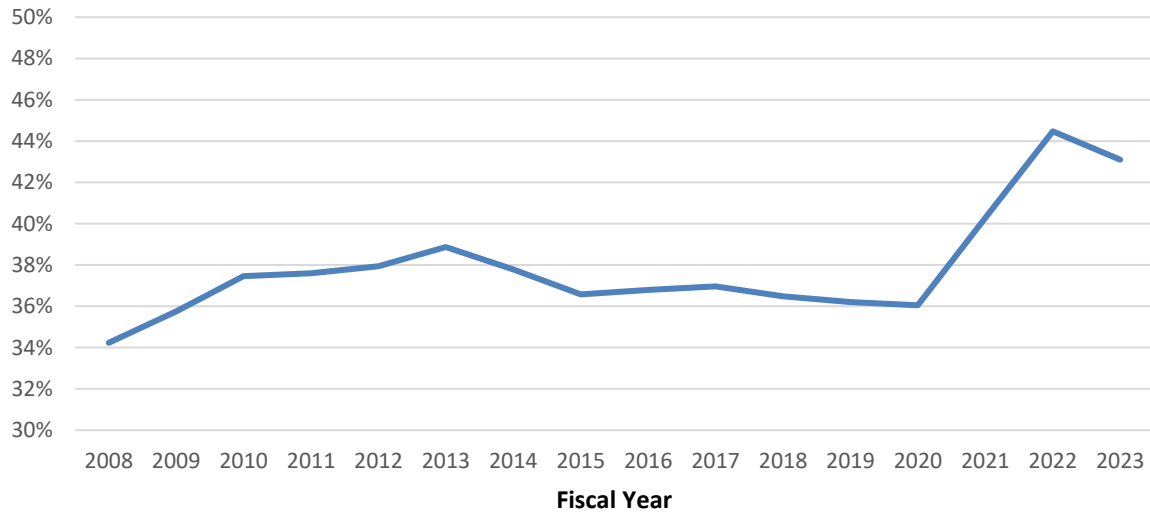




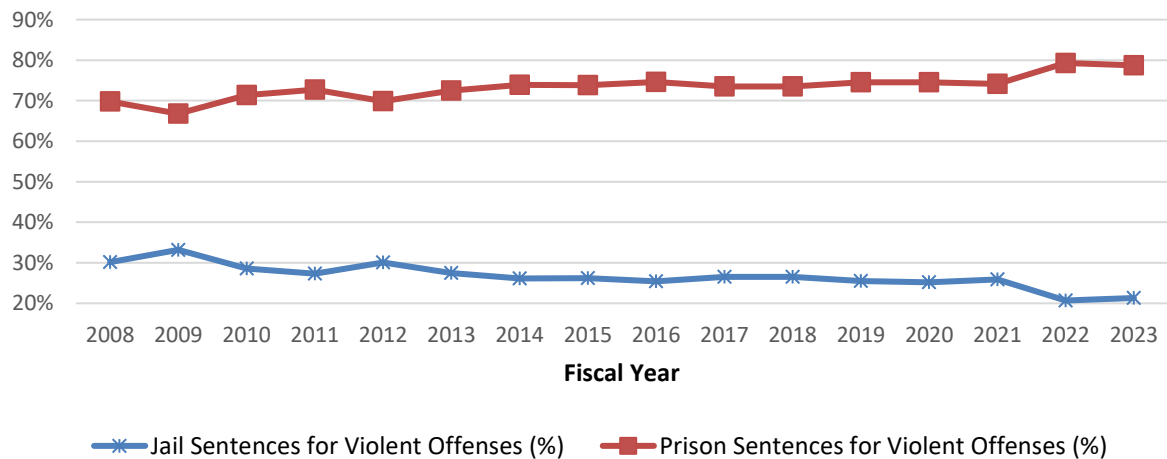
# Distribution of Crime Categories (FY2013-FY2023)



## Ratio of Prison Sentences to All Felony Sentences

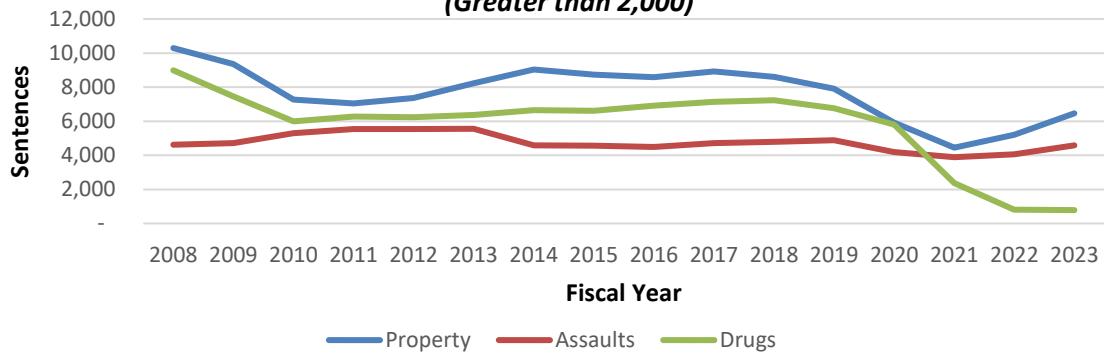


## Percentage of Violent Sentences in Jail and in Prison

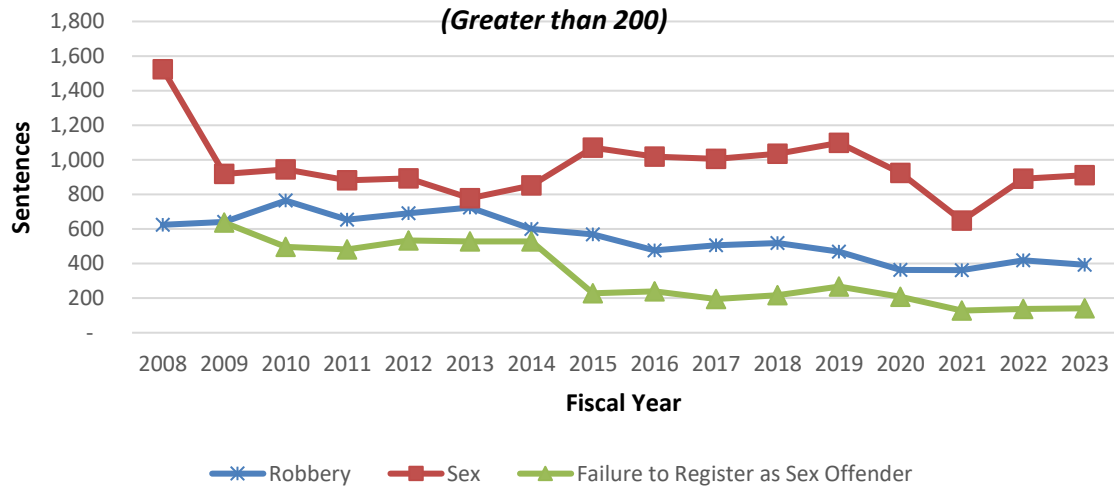


## Sentences by Crime Categories Seperated By Total numbers

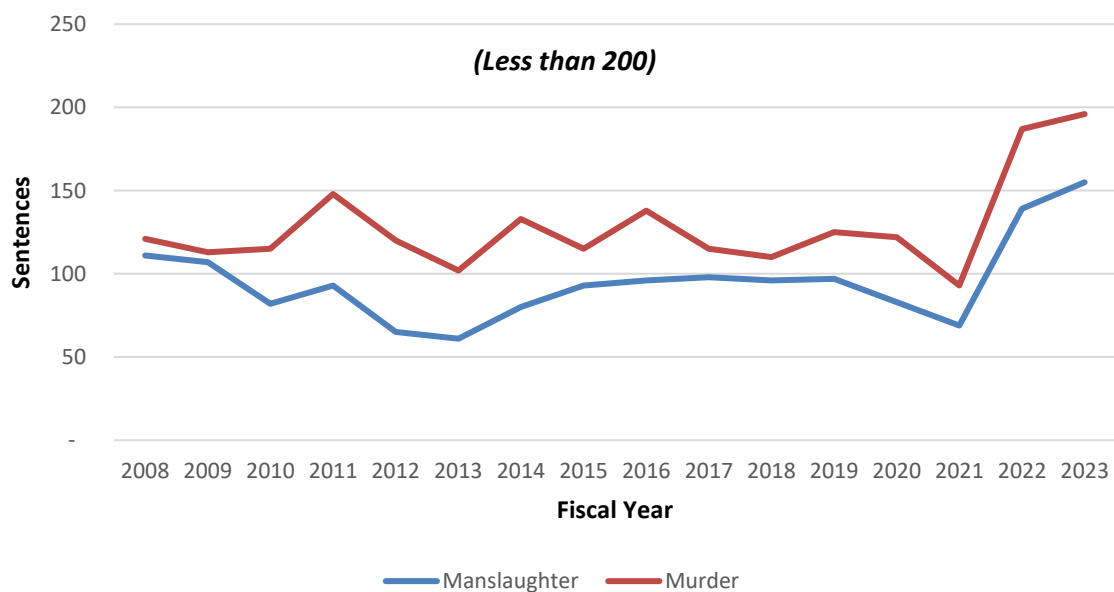
*(Greater than 2,000)*

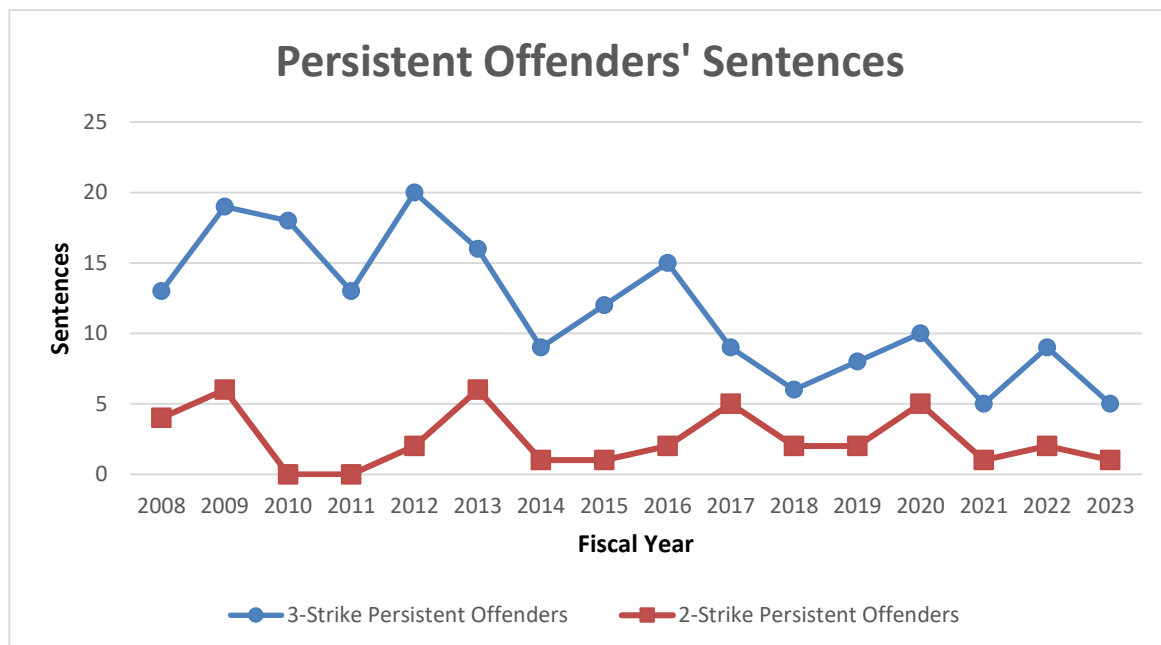
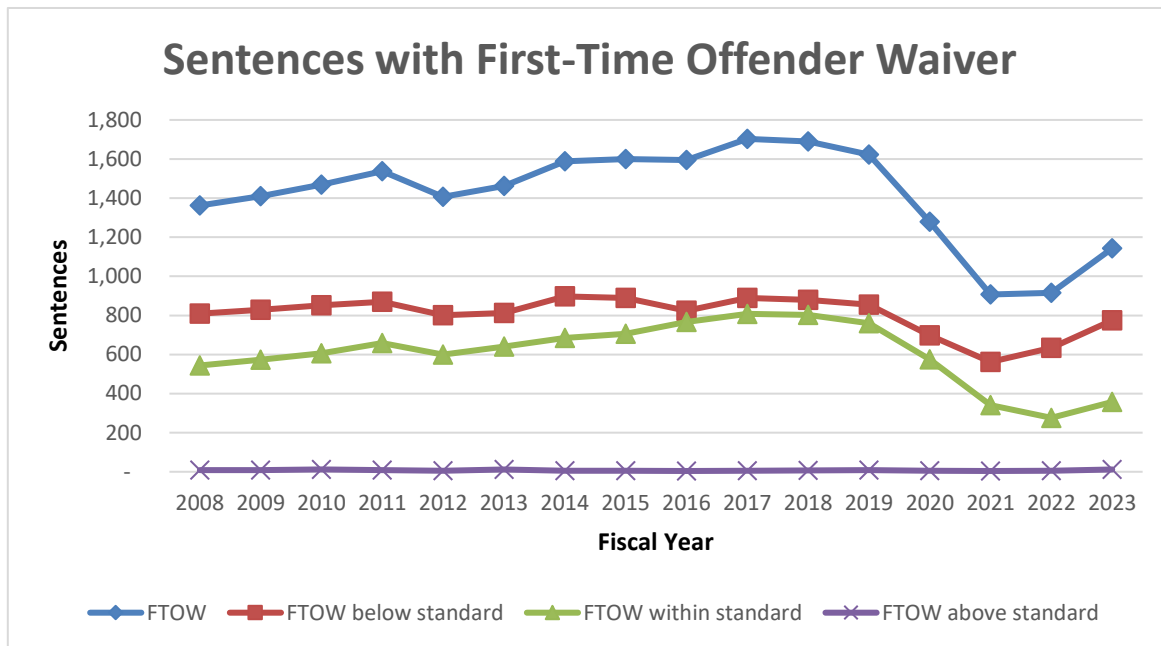


*(Greater than 200)*

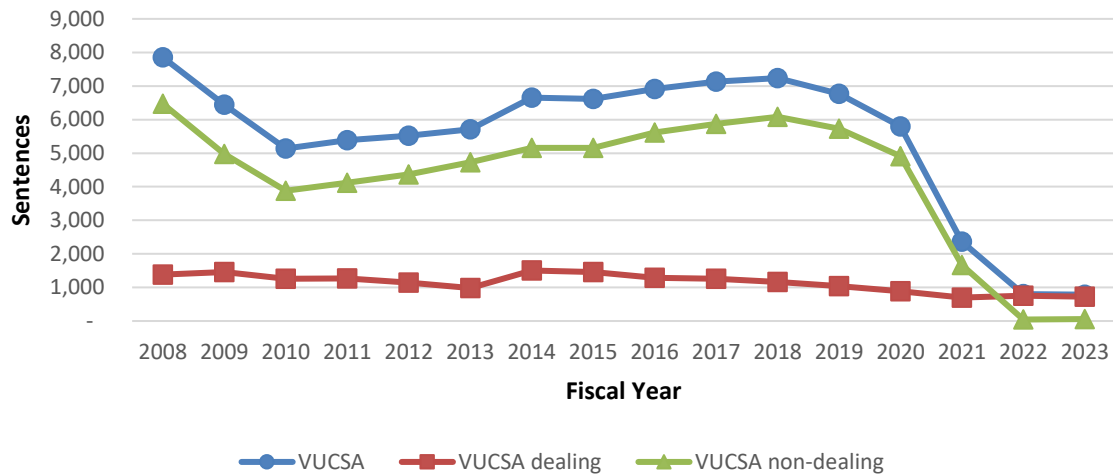


*(Less than 200)*

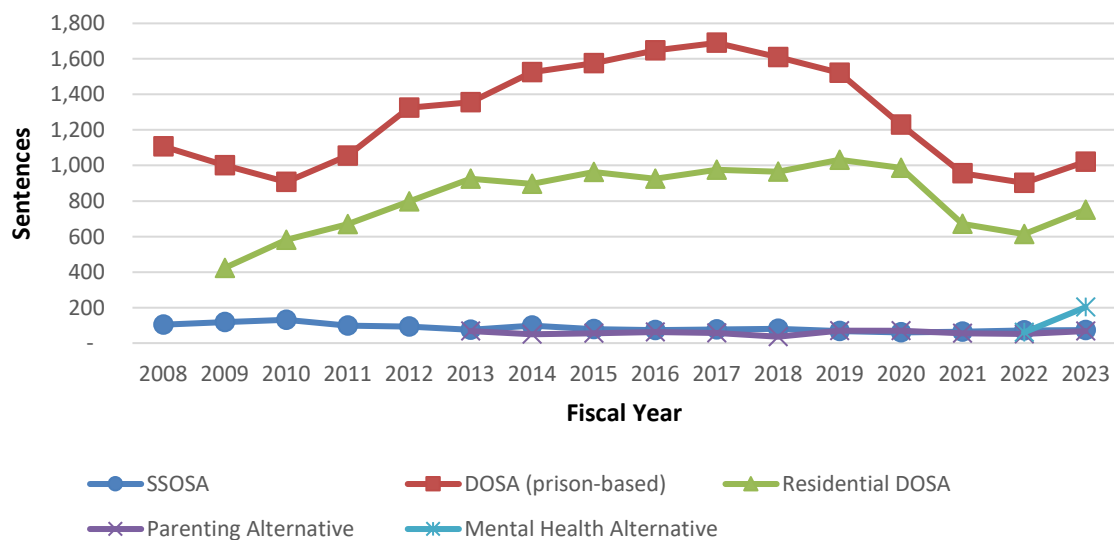




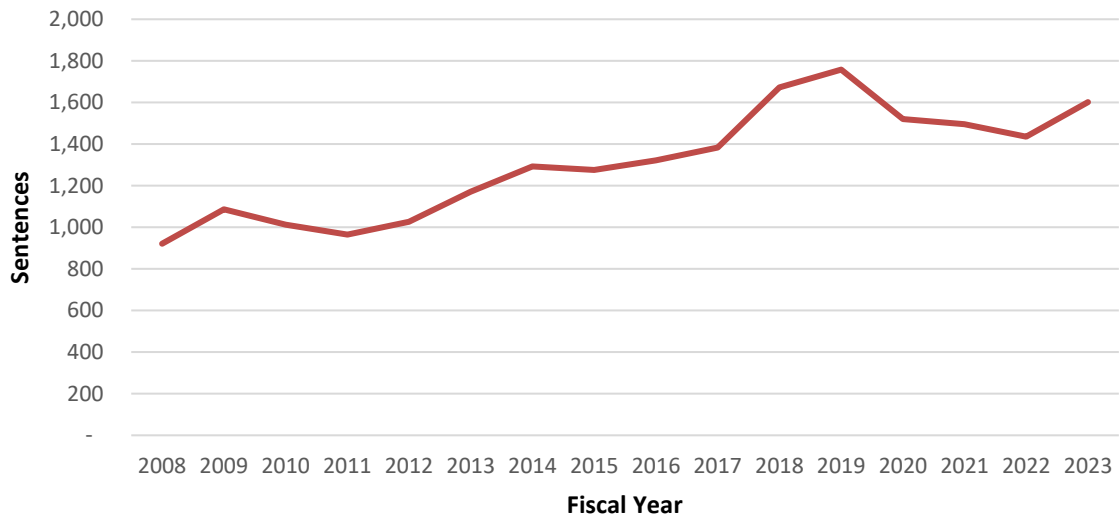
## Violation of the Uniform Controlled Substance Act



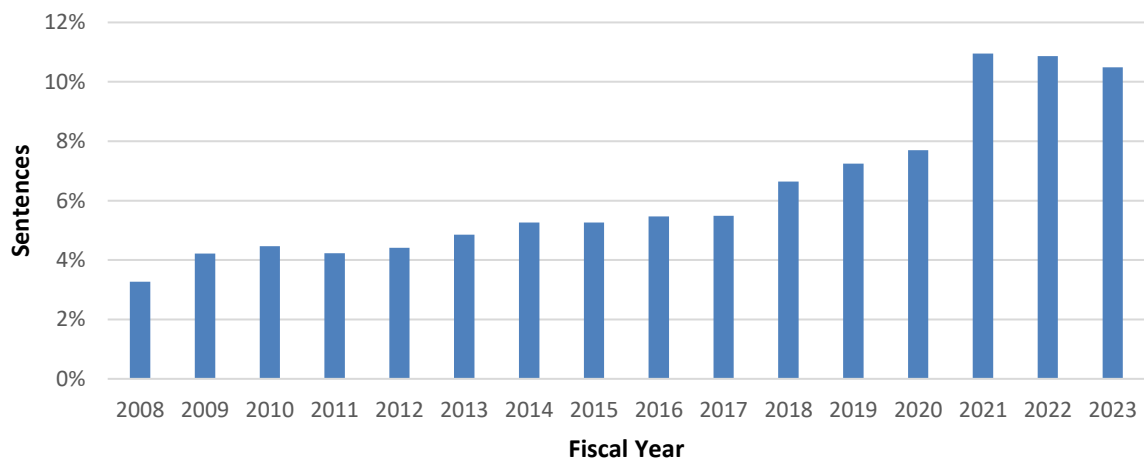
## Alternative Sentences



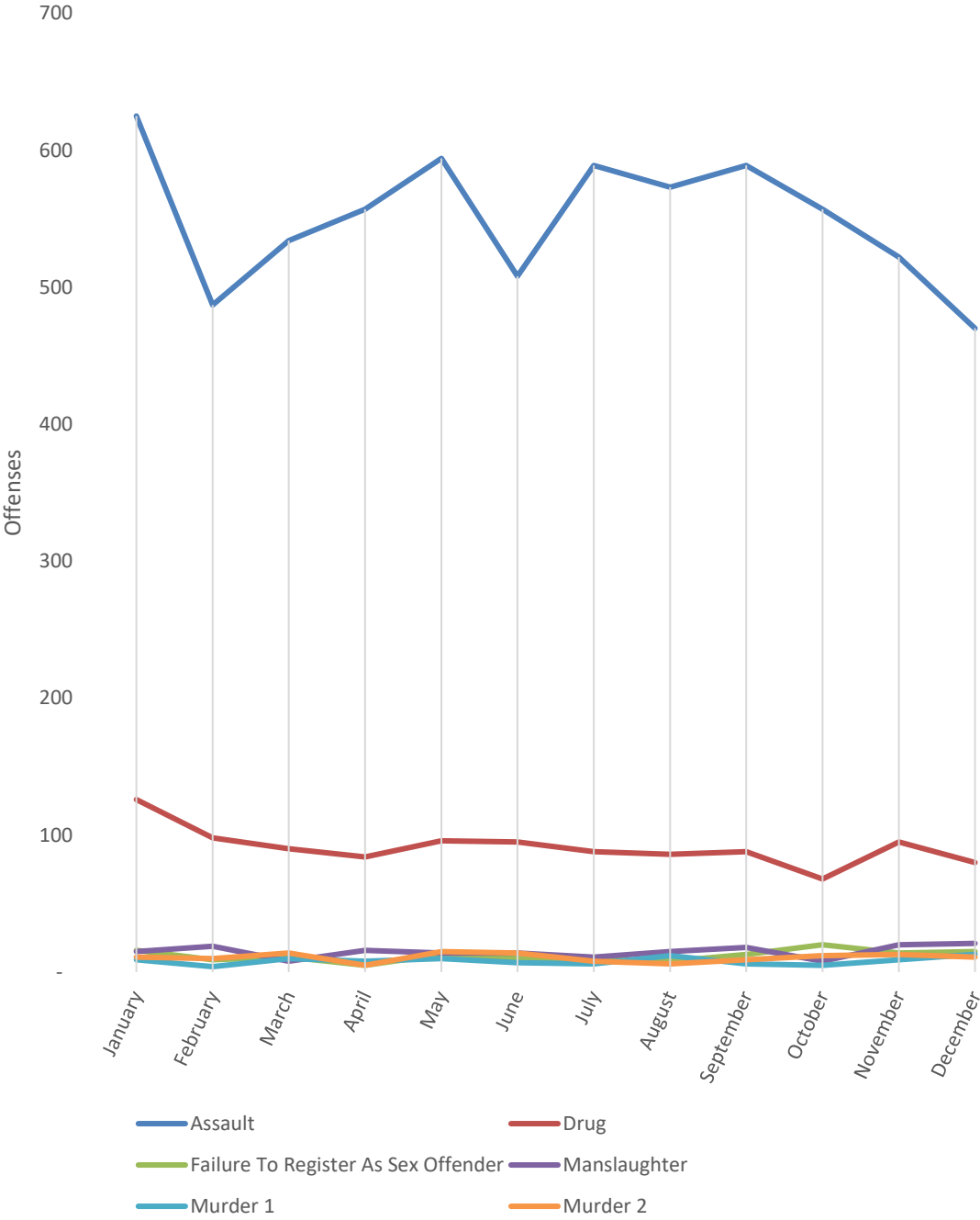
## Sentences with Exceptional Reasons



## Ratio of Sentences with Exceptional Reasons to All Sentences

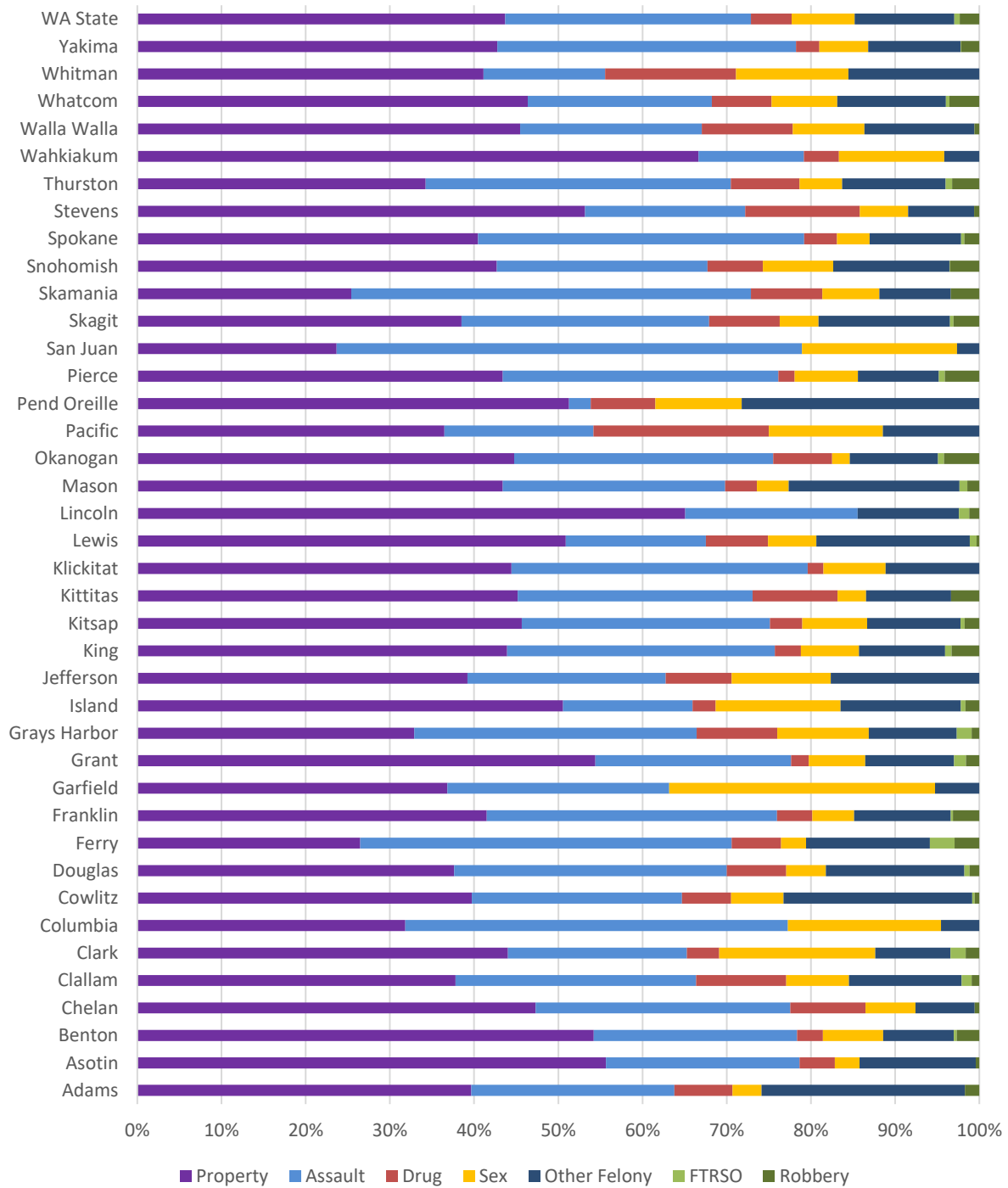


# Crimes Committed by Month FY2023

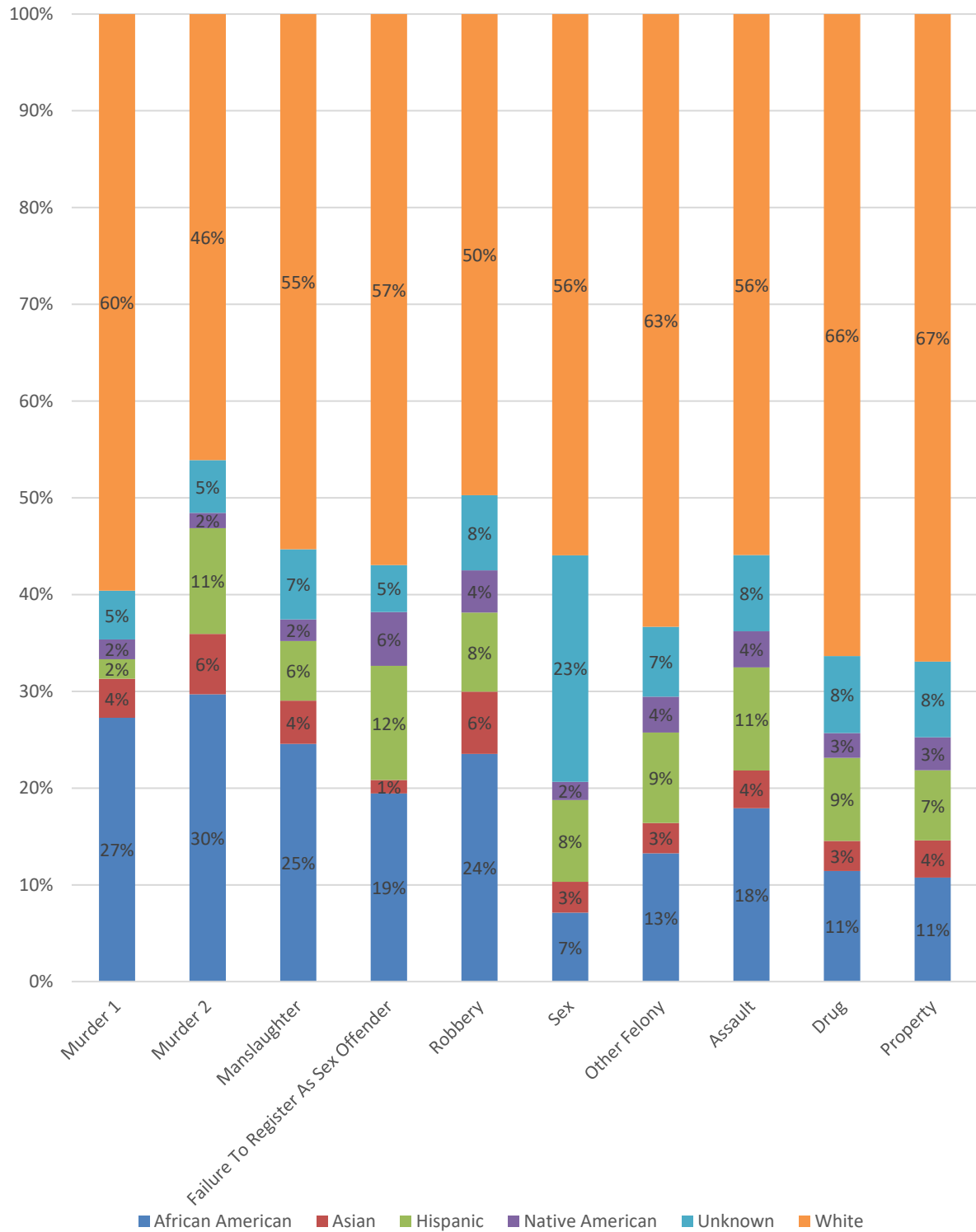


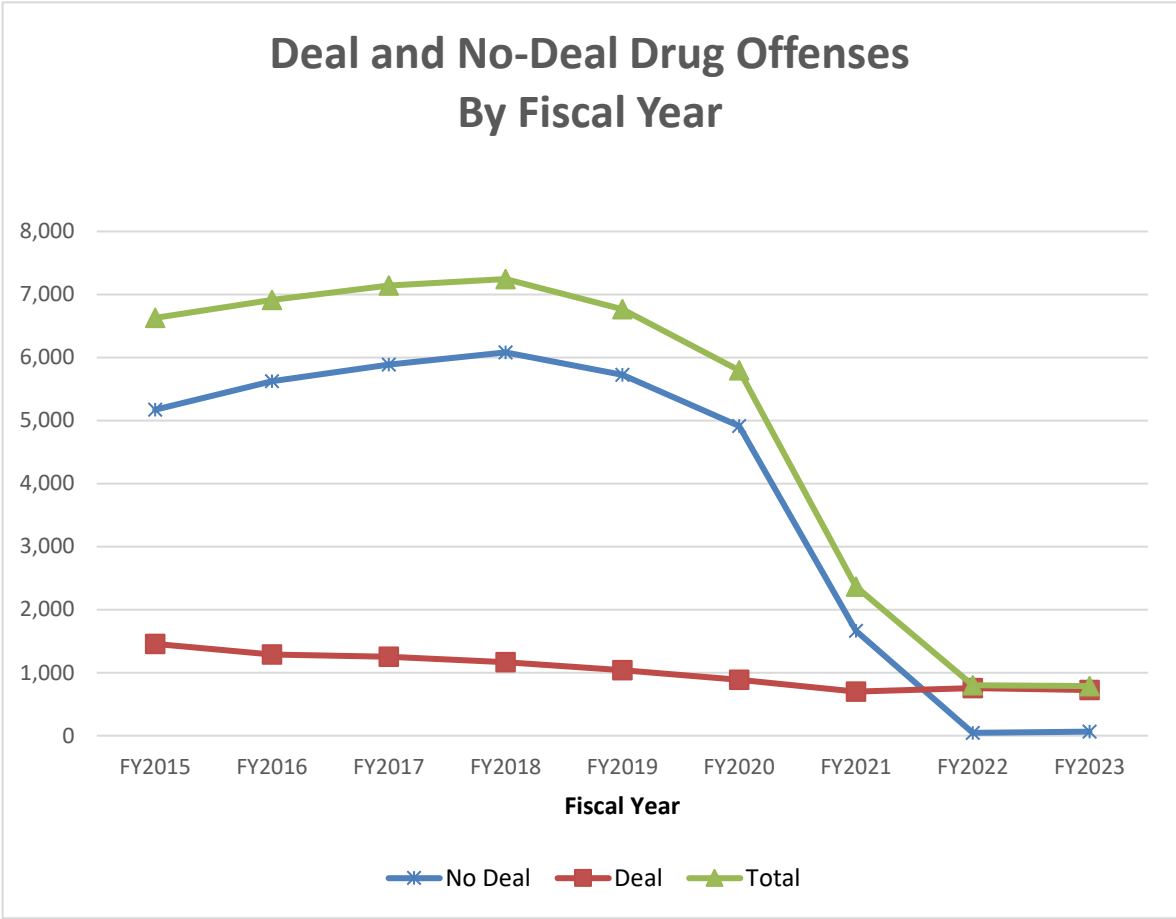


## Crime Distribution by County FY2023



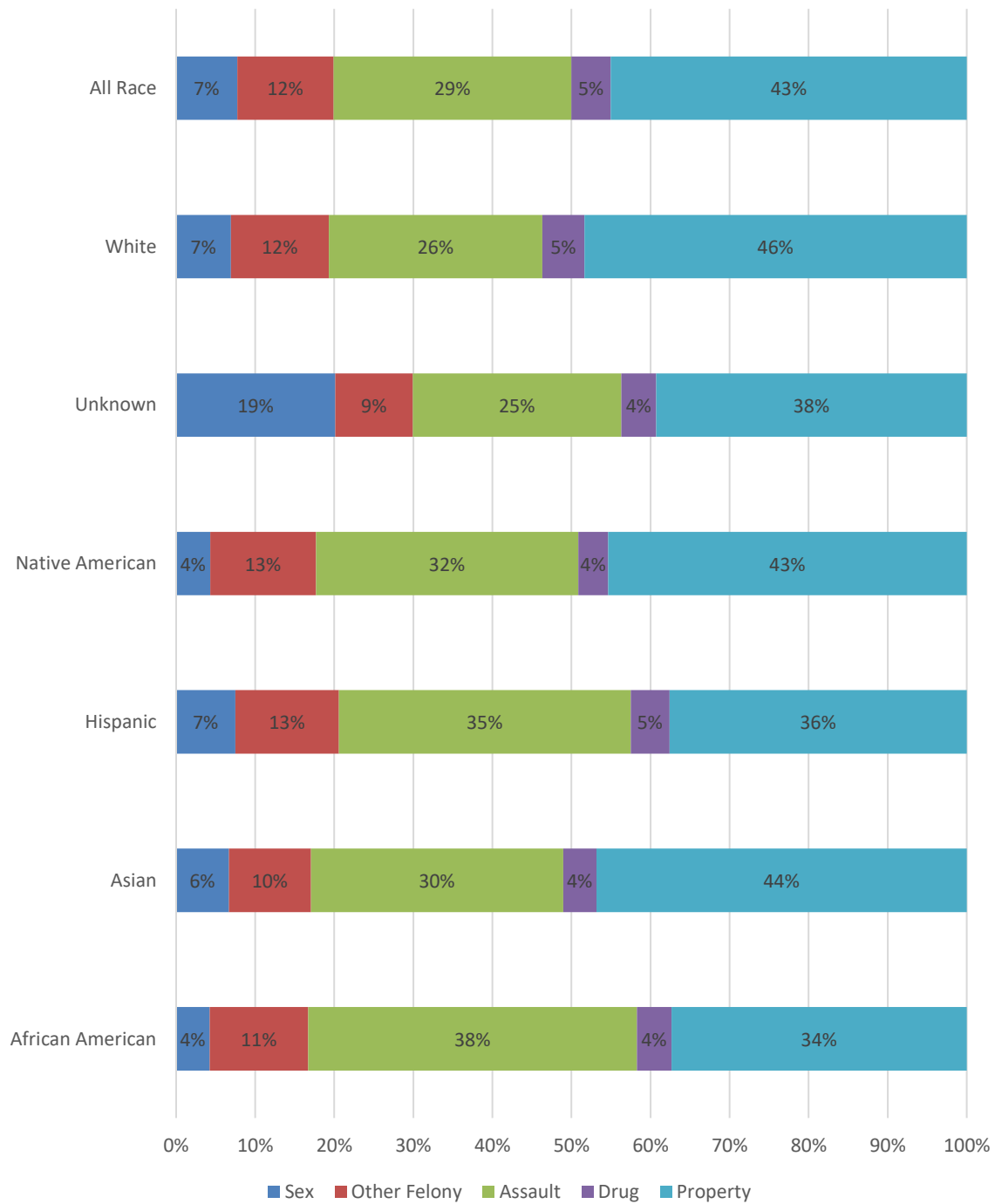
## Racial Distribution by Crime Category FY2023



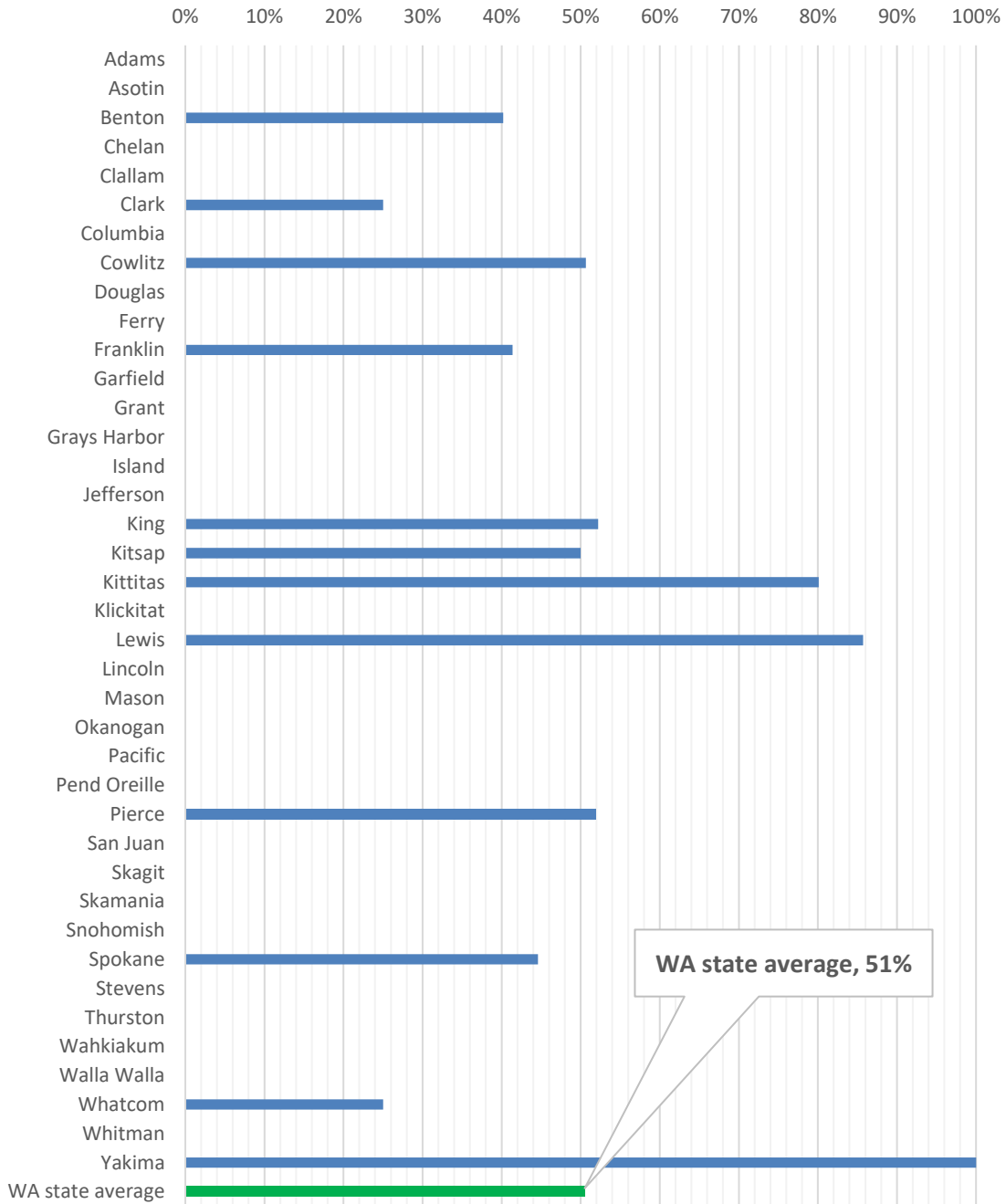


*A recent court decision (State v Blake) ruled that the statute for simple possession of a controlled substance was unconstitutional. Resulting legislation reduced simple possession to a misdemeanor.*

## Major Crime Distribution by Race FY2023

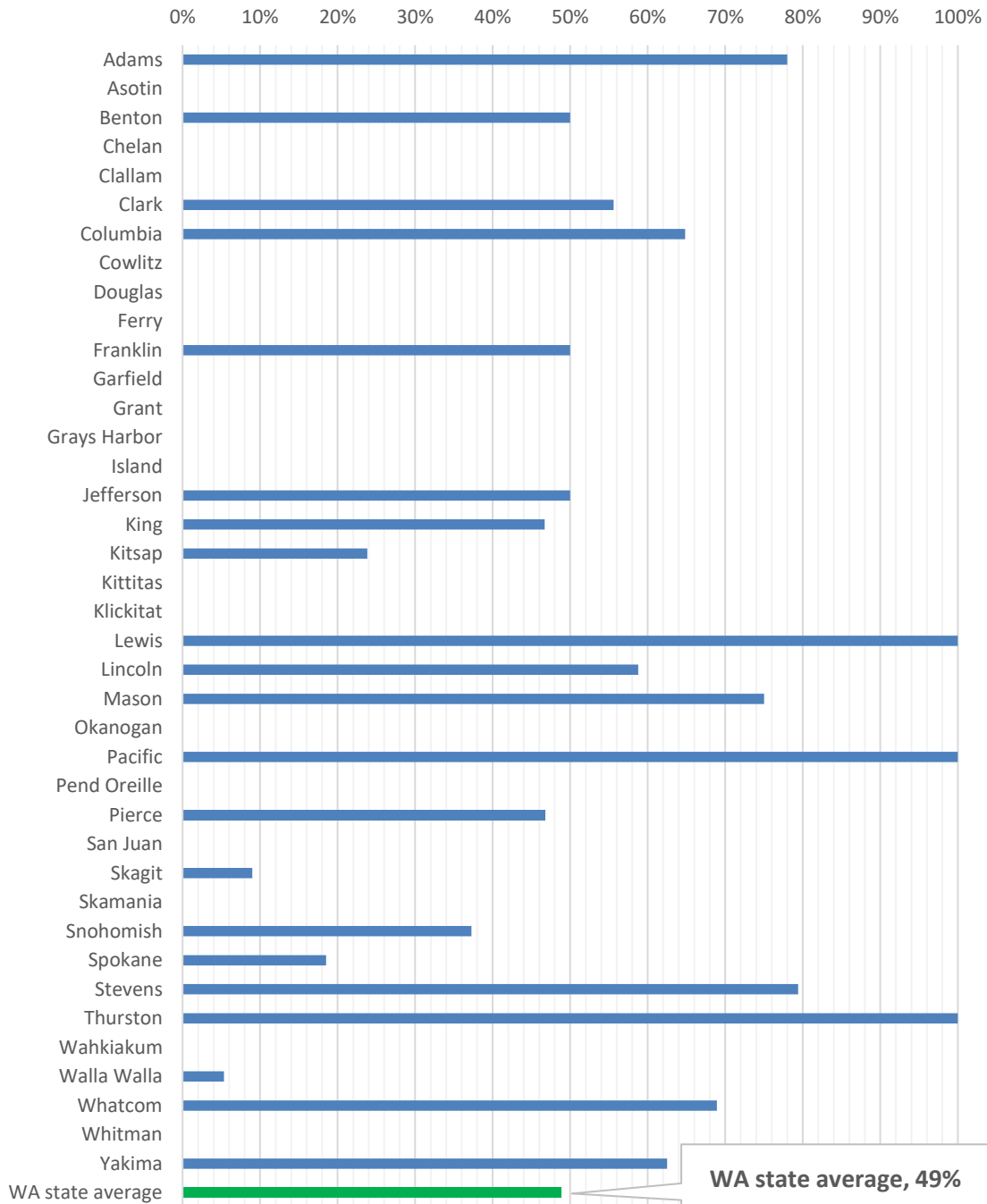


## Where-In-The-Range, Murder 1 FY2023



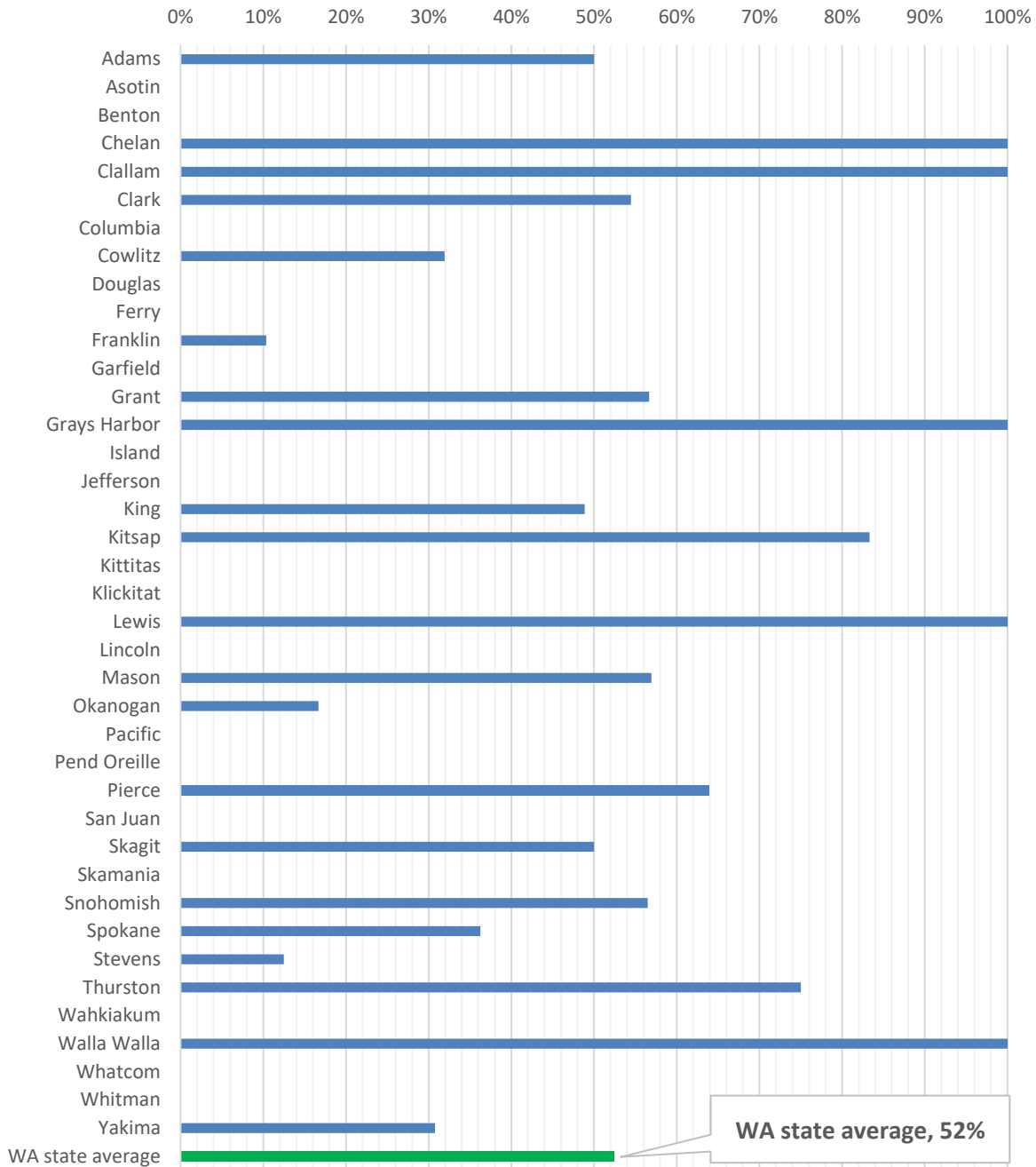
*The "WHERE IN THE RANGE?" (WIR) column in this table displays a statistic based on the sentences of those individuals sentenced within the standard range. The statistic presents the average sentence for these individuals as a number from 0 to 100, where 0 corresponds to a sentence at the bottom of the range and 100 to a sentence at the top of the range. Thus an average at the midpoint of the range corresponds to a WIR score of 50 (i.e., 50% of the range).*

## Where-In-The-Range, Murder 2 FY2023



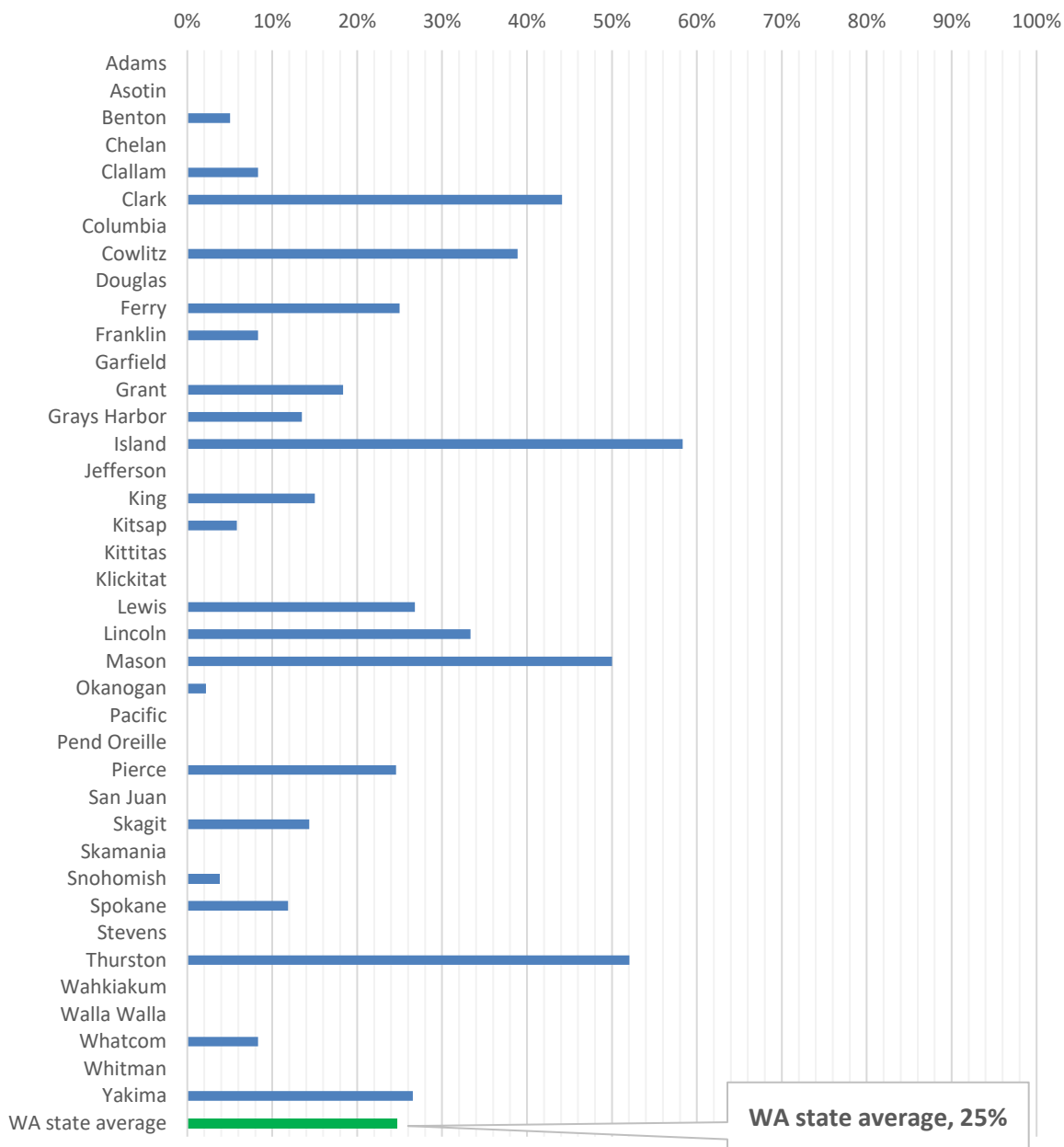
The "WHERE IN THE RANGE?" (WIR) column in this table displays a statistic based on the sentences of those individuals sentenced within the standard range. The statistic presents the average sentence for these individuals as a number from 0 to 100, where 0 corresponds to a sentence at the bottom of the range and 100 to a sentence at the top of the range. Thus an average at the midpoint of the range corresponds to a WIR score of 50 (i.e., 50% of the range).

## Where-In-The-Range, Manslaughter FY2023



*The "WHERE IN THE RANGE?" (WIR) column in this table displays a statistic based on the sentences of those individuals sentenced within the standard range. The statistic presents the average sentence for these individuals as a number from 0 to 100, where 0 corresponds to a sentence at the bottom of the range and 100 to a sentence at the top of the range. Thus an average at the midpoint of the range corresponds to a WIR score of 50 (i.e., 50% of the range).*

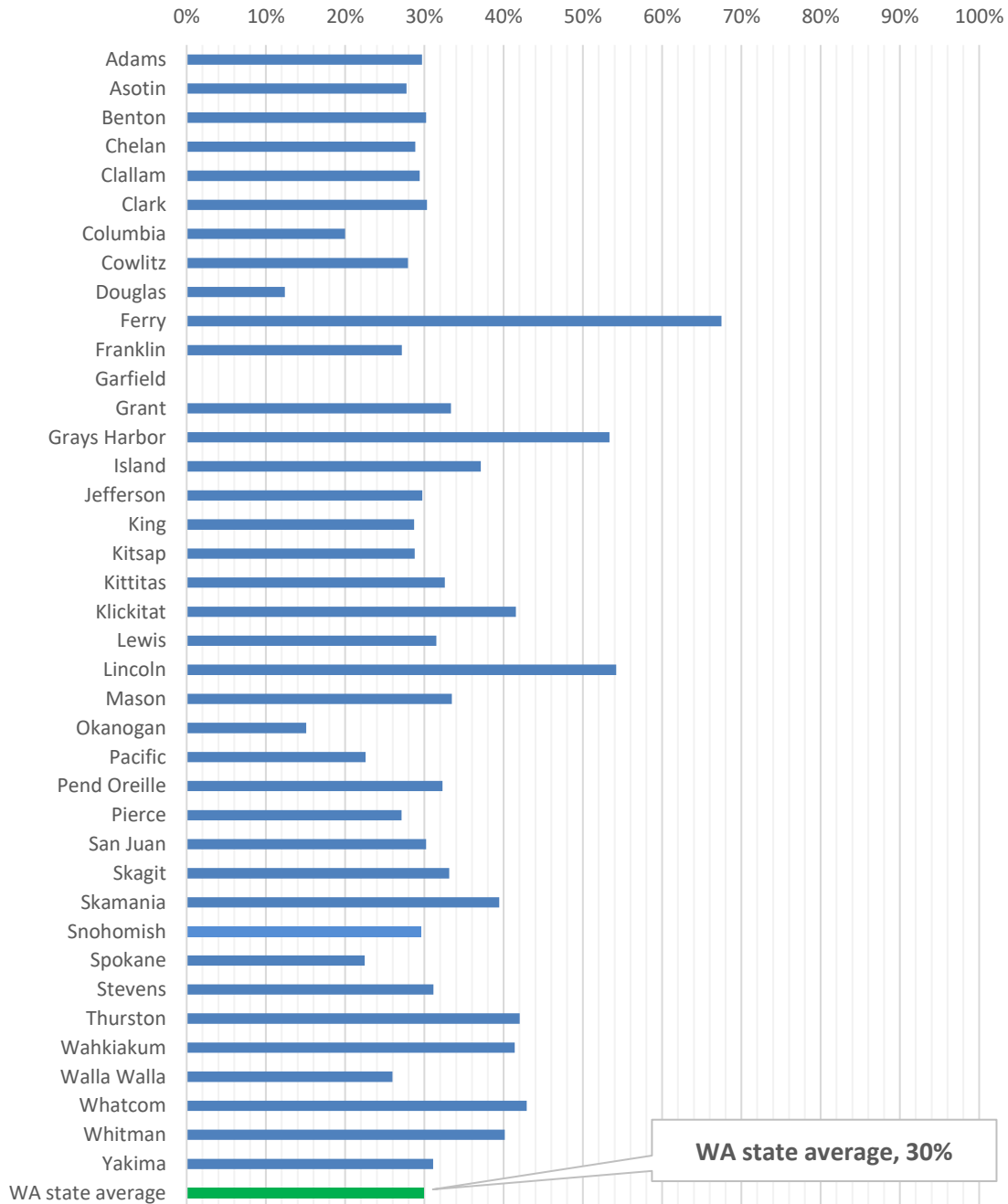
## Where-In-The-Range - Failure To Register as Sex Offenders FY2023



*The "WHERE IN THE RANGE?" (WIR) column in this table displays a statistic based on the sentences of those individuals sentenced within the standard range. The statistic presents the average sentence for these individuals as a number from 0 to 100, where 0 corresponds to a sentence at the bottom of the range and 100 to a sentence at the top of the range. Thus an average at the midpoint of the range corresponds to a WIR score of 50 (i.e., 50% of the range).*

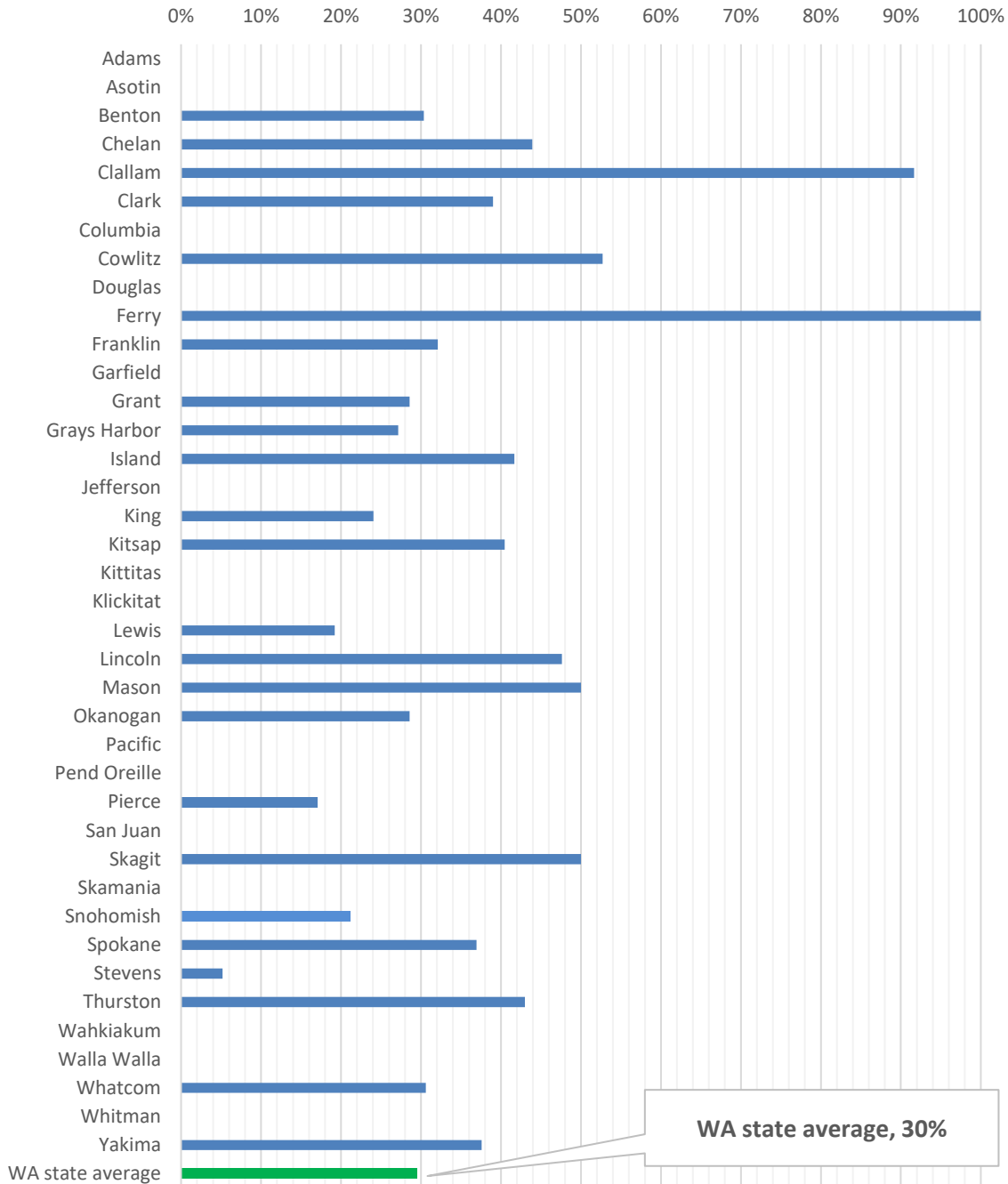


## Where-In-The-Range - Property FY2023



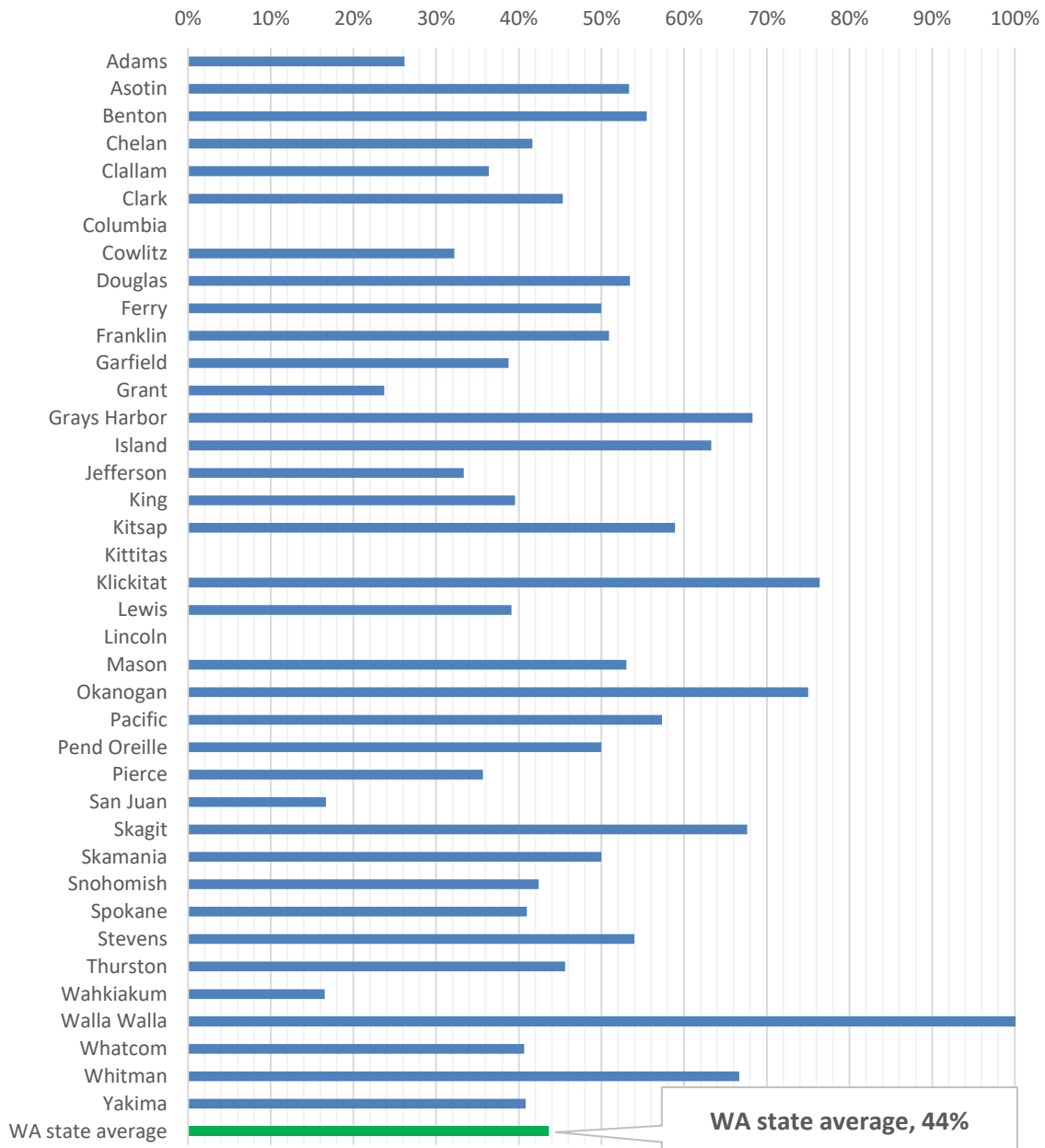
*The "WHERE IN THE RANGE?" (WIR) column in this table displays a statistic based on the sentences of those individuals sentenced within the standard range. The statistic presents the average sentence for these individuals as a number from 0 to 100, where 0 corresponds to a sentence at the bottom of the range and 100 to a sentence at the top of the range. Thus an average at the midpoint of the range corresponds to a WIR score of 50 (i.e., 50% of the range).*

## Where-In-The-Range - Robbery FY2023



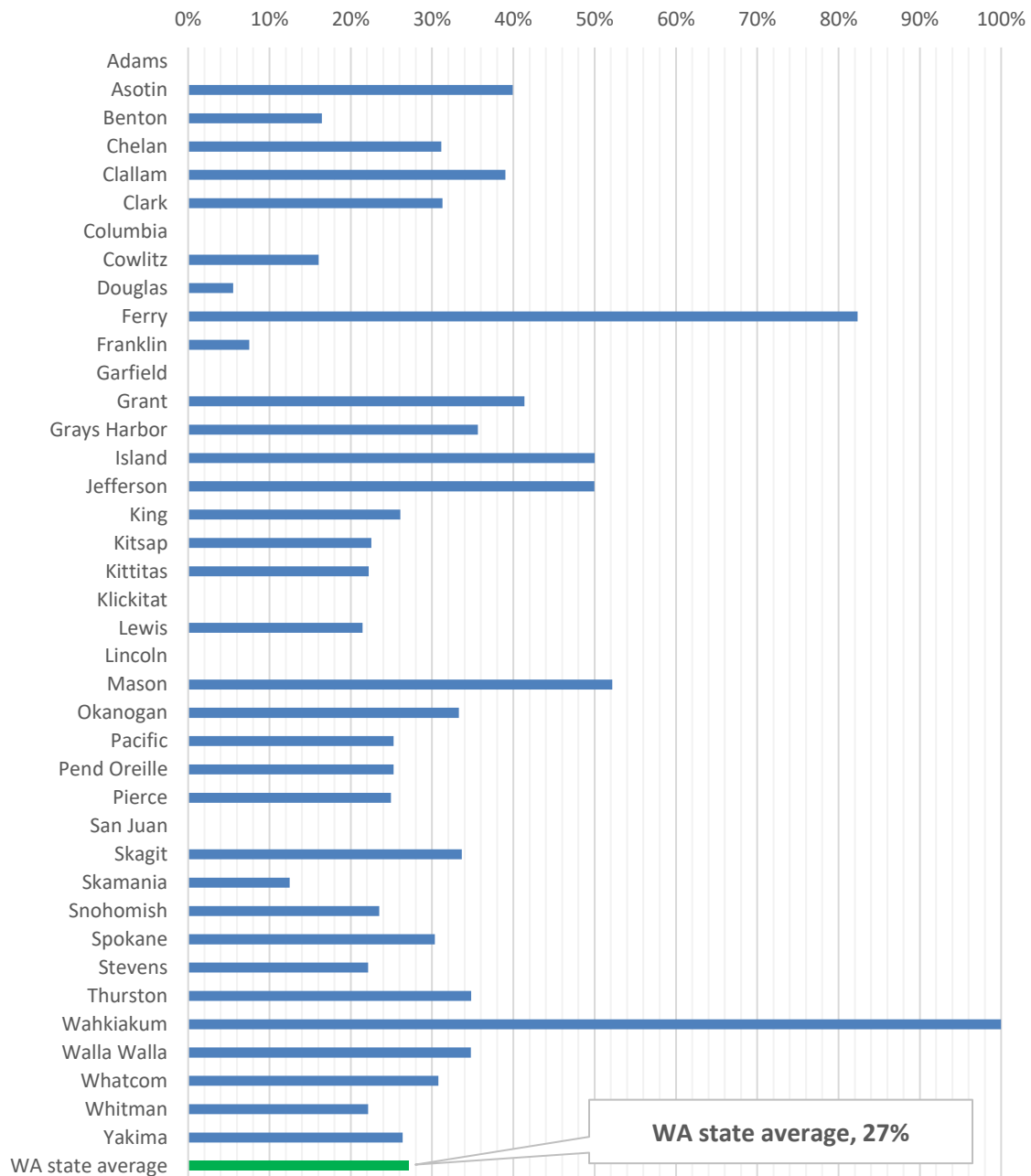
*The "WHERE IN THE RANGE?" (WIR) column in this table displays a statistic based on the sentences of those individuals sentenced within the standard range. The statistic presents the average sentence for these individuals as a number from 0 to 100, where 0 corresponds to a sentence at the bottom of the range and 100 to a sentence at the top of the range. Thus an average at the midpoint of the range corresponds to a WIR score of 50 (i.e., 50% of the range).*

## Where-In-The-Range - Sex FY2023



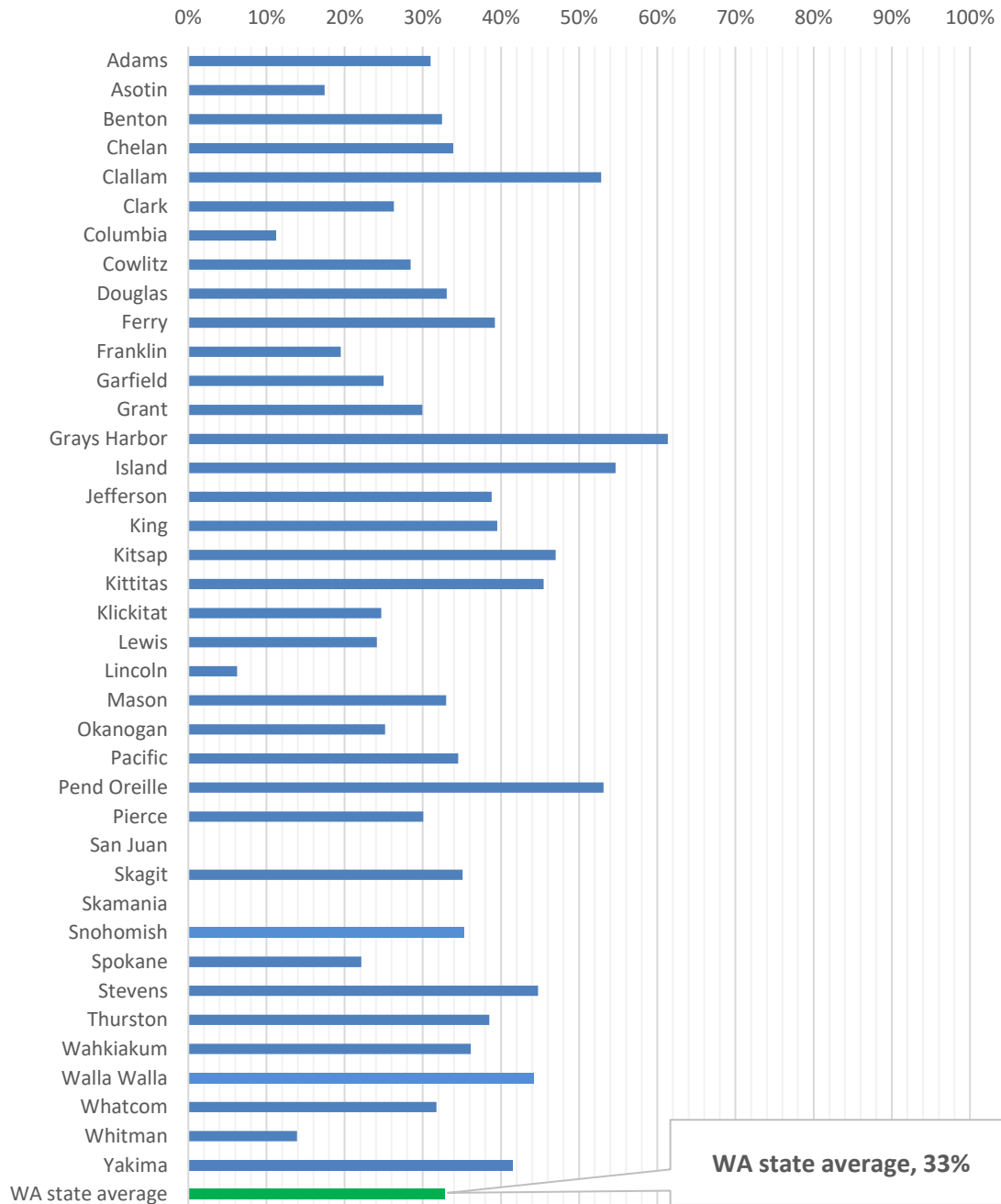
*The "WHERE IN THE RANGE?" (WIR) column in this table displays a statistic based on the sentences of those individuals sentenced within the standard range. The statistic presents the average sentence for these individuals as a number from 0 to 100, where 0 corresponds to a sentence at the bottom of the range and 100 to a sentence at the top of the range. Thus an average at the midpoint of the range corresponds to a WIR score of 50 (i.e., 50% of the range).*

## Where-In-The-Range - Drug FY2023



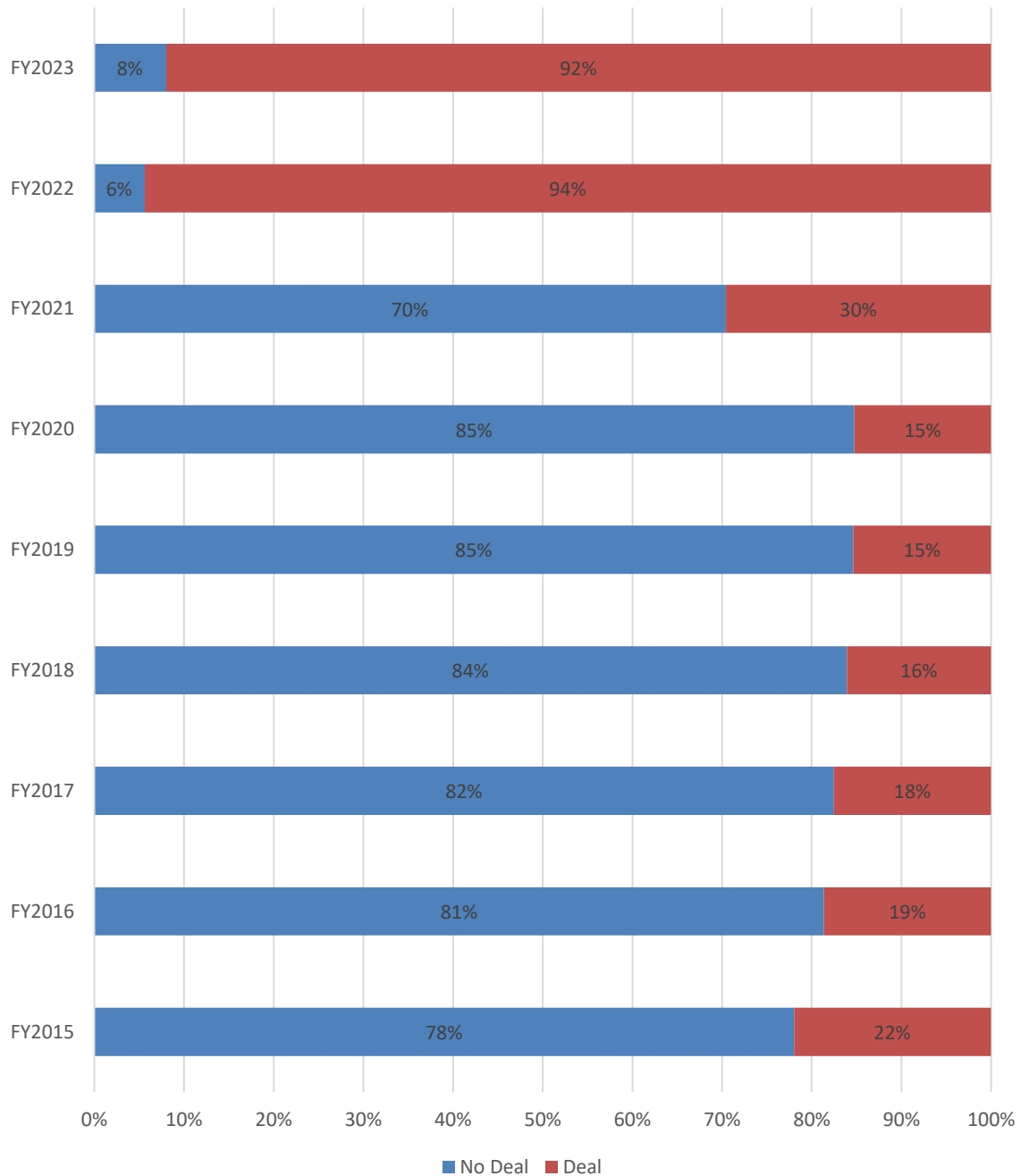
The "WHERE IN THE RANGE?" (WIR) column in this table displays a statistic based on the sentences of those individuals sentenced within the standard range. The statistic presents the average sentence for these individuals as a number from 0 to 100, where 0 corresponds to a sentence at the bottom of the range and 100 to a sentence at the top of the range. Thus an average at the midpoint of the range corresponds to a WIR score of 50 (i.e., 50% of the range).

## Where-In-The-Range - Other Felonies FY2023



The "WHERE IN THE RANGE?" (WIR) column in this table displays a statistic based on the sentences of those individuals sentenced within the standard range. The statistic presents the average sentence for these individuals as a number from 0 to 100, where 0 corresponds to a sentence at the bottom of the range and 100 to a sentence at the top of the range. Thus an average at the midpoint of the range corresponds to a WIR score of 50 (i.e., 50% of the range).

## Percentage of Deal and No-Deal Drug Offenses By Fiscal Year



## **APPENDICES**

The information contained herein is current as of Fiscal Year 2023. Statutes presented and cited in the appendices may have been amended and become effective subsequent to Fiscal Year 2023 – the time period covered by this report.

## APPENDIX A: ADULT FELONY SENTENCING GRID - RCW 9.94A.510

<i><b>SERIOUS LEVEL</b></i>	<i><b>OFFENDER SCORE</b></i>									
	<b>0</b>	<b>1</b>	<b>2</b>	<b>3</b>	<b>4</b>	<b>5</b>	<b>6</b>	<b>7</b>	<b>8</b>	<b>9 or More</b>
<b>XI</b>	Life Sentence Without Parole/Death Penalty for offenders at or over the age of eighteen. For offenders under the age of eighteen a term of twenty-five years to life.									
<b>XV</b>	23y 4m 240-320	24y 4 m 250-333	25y 4m 261-347	26y 4m 271-361	27y 4m 281-374	28y 4m 291-388	30y 4m 312-416	32y 10m 338-450	36y 370-493	40y 411-548
<b>XIV</b>	14y 4m 123-220	15y 4m 134-234	16y 2m 144-244	17y 154-254	17y 11m 165-265	18y 9m 175-275	20y 5m 195-295	22y 2m 216-316	25y 7m 257-357	29y 298-397
<b>XIII</b>	12y 123-164	13y 134-178	14y 144-192	15y 154-205	16y 165-219	17y 175-233	19y 195-260	21y 216-288	25y 257-342	29y 298-397
<b>XII</b>	9y 93-123	9y 11m 102-136	10y 9m 111-147	11y 8m 120-160	12y 6m 129-171	13y 5m 138-184	15y 9m 162-216	17y 3m 178-236	20y 3m 209-277	23y 3m 240-318
<b>XI</b>	7y 6m 78-102	8y 4m 86-114	9y 2m 95-125	9y 11m 102-136	10y 9m 111-147	11y 7m 120-158	14y 2m 146-194	15y 5m 159-211	17y 11m 185-245	20y 5m 210-280
<b>X</b>	5y 51-68	5y 6m 57-75	6y 62-82	6y 6m 67-89	7y 72-96	7y 6m 77-102	9y 6m 98-130	10y 6m 108-144	12y 6m 129-171	14y 6m 149-198
<b>IX</b>	3y 31-41	3y 6m 36-48	4y 41-54	4y 6m 46-61	5y 51-68	5y 6m 57-75	7y 6m 77-102	8y 6m 87-116	10y 6m 108-144	12y 6m 129-171
<b>VIII</b>	2y 21-27	2y 6m 26-34	3y 31-41	3y 6m 36-48	4y 41-54	4y 6m 46-61	6y 6m 67-89	7y 6m 77-102	8y 6m 87-116	10y 6m 108-144
<b>VII</b>	18m 15-20	2y 21-27	2y 6m 26-34	3y 31-41	3y 6m 36-48	4y 41-54	5y 6m 57-75	6y 6m 67-89	7y 6m 77-102	8y 6m 87-116
<b>VI</b>	13m 12+-14	18m 15-20	2y 21-27	2y 6m 26-34	3y 31-41	3y 6m 36-48	4y 6m 46-61	5y 6m 57-75	6y 6m 67-89	7y 6m 77-102
<b>V</b>	9m 6-12	13m 12+-14	15m 13-17	18m 15-20	2y 2m 22-29	3y 2m 33-43	4y 41-54	5y 51-68	6y 62-82	7y 72-96
<b>IV</b>	6m 3-9	9m 6-12	13m 12+-14	15m 13-17	18m 15-20	2y 2m 22-29	3y 2m 33-43	4y 2m 43-57	5y 2m 53-70	6y 2m 63-84
<b>III</b>	2m 1-3	5m 3-8	8m 4-12	11m 9-12	14m 12+-16	20m 17-22	2y 2m 22-29	3y 2m 33-43	4y 2m 43-57	5y 51-68
<b>II</b>	45d 0-90 (days)	4m 2-6	6m 3-9	8m 4-12	13m 12+-14	16m 14-18	20m 17-22	2y 2m 22-29	3y 2m 33-43	4y 2m 43-57
<b>I</b>	30 d 0-60 (days)	45d 0-90 (days)	3m 2-5	4m 2-6	5m 3-8	8m 4-12	13m 12+-14	16m 14-18	20m 17-22	2y 2m 22-29



## APPENDIX B:

### Offenses Included within Each Seriousness Level - RCW 9.94A.515

LEVEL	OFFENSES
XVI	Aggravated Murder 1 (RCW 10.95.020)
XV	Homicide by Abuse (RCW 9A.32.055)
	Malicious Explosion 1 (RCW 70.74.280(1))
	Murder 1 (RCW 9A.32.030)
XIV	Murder 2 (RCW 9A.32.050)
	Trafficking 1 (RCW 9A.40.100(1))
XIII	Malicious Explosion 2 (RCW 70.74.280(2))
	Malicious Placement of an Explosive 1 (RCW 70.74.270(1))
XII	Assault 1 (RCW 9A.36.011)
	Assault of a Child 1 (RCW 9A.36.120)
	Malicious Placement of an Imitation Device 1 (RCW 70.74.272(1)(a))
	Promoting Commercial Sexual Abuse of a Minor (RCW 9.68A.101)
	Rape 1 (RCW 9A.44.040)
	Rape of a Child 1 (RCW 9A.44.073)
	Trafficking 2 (RCW 9A.40.100 (3))
XI	Manslaughter 1 (RCW 9A.32.060)
	Rape 2 (RCW 9A.44.050)
	Rape of a Child 2 (RCW 9A.44.076)
	Vehicular Homicide, by Being Under the Influence of Intoxicating Liquor or any Drug (RCW 46.61.520)
	Vehicular Homicide, by the Operation of any Vehicle in a Reckless Manner (RCW 46.61.520)
X	Child Molestation 1 (RCW 9A.44.083)
	Criminal Mistreatment 1 (RCW 9A.42.020)
	Indecent Liberties (with Forcible Compulsion) (RCW 9A.44.100(1)(a))

LEVEL	OFFENSES
	Kidnapping 1 (RCW 9A.40.020)
	Leading Organized Crime (RCW 9A.82.060(1)(a))
	Malicious Explosion 3 (RCW 70.74.280(3))
	Sexually Violent Predator Escape (RCW 9A.76.115)
IX	Abandonment of Dependent Person 1 (RCW 9A.42.060)
	Assault of a Child 2 (RCW 9A.36.130)
	Explosive Devices Prohibited (RCW 70.74.180)
	Hit and Run--Death (RCW 46.52.020(4)(a))
	Homicide by Watercraft, by Being Under the Influence of Intoxicating Liquor or any Drug (RCW 79A.60.050)
	Inciting Criminal Profiteering (RCW 9A.82.060(1)(b))
	Malicious Placement of an Explosive 2 (RCW 70.74.270(2))
	Robbery 1 (RCW 9A.56.200)
	Sexual Exploitation (RCW 9.68A.040)
VIII	Arson 1 (RCW 9A.48.020)
	Commercial Sexual Abuse of a Minor (RCW 9.68A.100)
	Homicide by Watercraft, by the Operation of any Vessel in a Reckless Manner (RCW 79A.60.050)
	Manslaughter 2 (RCW 9A.32.070)
	Promoting Prostitution 1 (RCW 9A.88.070)
	Theft of Ammonia (RCW 69.55.010)
VII	Air Bag Diagnostic Systems (Causing Bodily Injury or Death) (RCW 46.37.660(2)(b))
	Air Bag Replacement Requirements (Causing Bodily Injury or Death) (RCW 46.37.660(1)(b))
	Burglary 1 (RCW 9A.52.020)
	Child Molestation 2 (RCW 9A.44.086)
	Civil Disorder Training (RCW 9A.48.120)
	Dealing in Depictions of Minor Engaged in Sexually Explicit Conduct (RCW 9.68A.050(1))
	Drive-by Shooting (RCW 9A.36.045)

LEVEL	OFFENSES
	False Reporting 1 (RCW9A.84.040(2)(a))
	Homicide by Watercraft, by Disregard for the Safety of Others (RCW 79A.60.050)
	Indecent Liberties (without Forcible Compulsion) (RCW 9A.44.100(1) (b) and (c))
	Introducing Contraband 1 (RCW 9A.76.140)
	Malicious Placement of an Explosive 3 (RCW 70.74.270(3))
	Manufacture or Import Counterfeit, Nonfunctional, Damaged, or Previously Deployed Air Bag (Causing Bodily Injury Or Death)(RCW 46.37.650(1)(b))
	Negligently Causing Death By Use of a Signal Preemption Device (RCW 46.37.675)
	Sale, Install, Reinstall Counterfeit, Nonfunctional, Damaged, or Previously Deployed Airbag (RCW46.37.650(2)(b))
	Sending, Bringing into State Depictions of Minor Engaged in Sexually Explicit Conduct (RCW 9.68A.060(1))
	Unlawful Possession of a Firearm in the First Degree (RCW 9.41.040(1))
	Use of a Machine Gun in Commission of a Felony (RCW 9.41.225)
	Vehicular Homicide, by Disregard for the Safety of Others (RCW 46.61.520)
VI	Bail Jumping with Murder 1 (RCW 9A.76.170(3)(a))
	Bribery (RCW 9A.68.010)
	Incest 1 (RCW 9A.64.020(1))
	Intimidating a Judge (RCW 9A.72.160)
	Intimidating a Juror/Witness (RCW 9A.72.110, 9A.72.130)
	Malicious Placement of an Imitation Device 2 (RCW 70.74.272(1)(b))
	Possession of Depictions of a Minor Engaged in Sexually Explicit Conduct (RCW 9.68A.070(1))
	Rape of a Child 3 (RCW 9A.44.079)
	Theft of a Firearm (RCW 9A.56.300)
	Theft from a Vulnerable Adult 1 (RCW 9A.56.400(1))
	Unlawful Storage of Ammonia (RCW 69.55.020)
V	Abandonment of Dependent Person 2 (RCW 9A.42.070)
	Advancing Money or Property for Extortionate Extension of Credit (RCW 9A.82.030)
	Air Bag Diagnostic Systems (RCW46.37.660(2)(c))

LEVEL	OFFENSES
	<p>Air Bag Replacement Requirements (RCW 46.37.660(1)(c))</p> <p>Bail Jumping with Class A Felony (RCW 9A.76.170(3)(b))</p> <p>Child Molestation 3 (RCW 9A.44.089)</p> <p>Criminal Mistreatment 2 (RCW 9A.42.030)</p> <p>Custodial Sexual Misconduct 1 (RCW 9A.44.160)</p> <p>Dealing in Depictions of Minor Engaged in Sexually Explicit Conduct 2 (RCW 9.68A.050(2))</p> <p>Domestic Violence Court Order Violation (RCW 10.99.040, 10.99.050, 26.09.300, 26.26B.050, or 26.52.070)</p> <p>Extortion 1 (RCW 9A.56.120)</p> <p>Extortionate Extension of Credit (RCW 9A.82.020)</p> <p>Extortionate Means to Collect Extensions of Credit (RCW 9A.82.040)</p> <p>Incest 2 (RCW 9A.64.020(2))</p> <p>Kidnapping 2 (RCW 9A.40.030)</p> <p>Manufacture or Import Counterfeit, Nonfunctional, Damaged, or Previously Deployed Air Bag (RCW 46.37.650(1)(c))</p> <p>Perjury 1 (RCW 9A.72.020)</p> <p>Persistent Prison Misbehavior (RCW 9.94.070)</p> <p>Possession of a Stolen Firearm (RCW 9A.56.310)</p> <p>Rape 3 (RCW 9A.44.060)</p> <p>Rendering Criminal Assistance 1 (RCW 9A.76.070)</p> <p>Sale of, Install, or Reinstall Counterfeit, Nonfunctional, Damaged, or Previously Deployed Airbag (RCW 46.37.650(2)(c))</p> <p>Sending, Bringing into State Depictions of Minor Engaged in Sexually Explicit Conduct 2 (RCW 9.68A.060(2))</p> <p>Sexual Misconduct with a Minor 1 (RCW 9A.44.093)</p> <p>Sexually Violating Human Remains (RCW 9A.44.105)</p> <p>Stalking (RCW 9A.46.110)</p> <p>Taking Motor Vehicle Without Permission 1 (RCW 9A.56.070)</p>
IV	Arson 2 (RCW 9A.48.030)

LEVEL	OFFENSES
	Assault 2 (RCW 9A.36.021)
	Assault 3 (of a Peace Officer with a Projectile Stun Gun) (RCW 9A.36.031(1)(h))
	Assault 4 (Third Domestic Violence Offense) (RCW 9A.36.041(3))
	Assault by Watercraft (RCW 79A.60.060)
	Bribing a Witness/Bribe Received by Witness (RCW 9A.72.090, 9A.72.100)
	Cheating 1 (RCW 9.46.1961)
	Commercial Bribery (RCW 9A.68.060)
	Counterfeiting (RCW 9.16.035(4))
	Driving While Under the Influence (RCW 46.61.502(6))
	Endangerment with a Controlled Substance (RCW 9A.42.100)
	Escape 1 (RCW 9A.76.110)
	Hate Crime (RCW 9A.36.080)
	Hit and Run - Injury (RCW 46.52.020(4)(b))
	Hit and Run with Vessel - Injury Accident (RCW 79A.60.200(3))
	Identity Theft 1 (RCW 9.35.020(2))
	Indecent Exposure to Person Under Age Fourteen (subsequent sex offense) (RCW 9A.88.010)
	Influencing Outcome of Sporting Event (RCW 9A.82.070)
	Physical Control of a Vehicle While Under the Influence (RCW 46.61.504(6))
	Possession of Depictions of a Minor Engaged in Sexually Explicit Conduct 2 (RCW 9.68A.070(2))
	Residential Burglary (RCW 9A.52.025)
	Robbery 2 (RCW 9A.56.210)
	Theft of Livestock 1 (RCW 9A.56.080)
	Threats to Bomb (RCW 9.61.160)
	Trafficking in Stolen Property 1 (RCW 9A.82.050)
	Unlawful Factoring of a Credit Card or Payment Card Transaction (RCW 9A.56.290(4)(b))
	Unlawful Transaction of Health Coverage as a Health Care Service Contractor (RCW 48.44.016(3))

LEVEL	OFFENSES
	Unlawful Transaction of Health Coverage as a Health Maintenance Organization (RCW 48.46.033(3))
	Unlawful Transaction of Insurance Business (RCW 48.15.023(3))
	Unlicensed Practice as an Insurance Professional (RCW 48.17.063(2))
	Use of Proceeds of Criminal Profiteering (RCW 9A.82.080 (1) and (2))
	Vehicle Prowling 2 (Third or Subsequent Offense) (RCW 9A.52.100(3))
	Vehicular Assault, by Being under the Influence of Intoxicating Liquor or any Drug, or by the Operation or Driving of a Vehicle in a Reckless Manner (RCW 46.61.522)
	Viewing of Depictions of a Minor Engaged in Sexually Explicit Conduct 1 (RCW 9.68A.075(1))
III	Animal Cruelty 1 (Sexual Conduct or Contact) (RCW 16.52.205(3))
	Assault 3 (Except Assault 3 of a Peace Officer With a Projectile Stun Gun) (RCW 9A.36.031 except subsection (1)(h))
	Assault of a Child 3 (RCW 9A.36.140)
	Bail Jumping with Class B or C Felony (RCW 9A.76.170(3)(c))
	Burglary 2 (RCW 9A.52.030)
	Communication with a Minor for Immoral Purposes (RCW 9.68A.090)
	Criminal Gang Intimidation (RCW 9A.46.120)
	Custodial Assault (RCW 9A.36.100)
	Cyber Harassment (RCW 9.61.260(2)(b))
	Escape 2 (RCW 9A.76.120)
	Extortion 2 (RCW 9A.56.130)
	False Reporting 2 (RCW 9A.84.040(2)(b))
	Harassment (RCW 9A.46.020)
	Hazing (RCW 28B.10.901(2)(b))
	Intimidating a Public Servant (RCW 9A.76.180)
	Introducing Contraband 2 (RCW 9A.76.150)
	Malicious Injury to Railroad Property (RCW 81.60.070)
	Manufacture of Untraceable Firearm with Intent to Sell (RCW 9.41.190)
	Manufacture or Assembly of an Undetectable Firearm or Untraceable Firearm (RCW

LEVEL	OFFENSES
	9.41.325)
	Mortgage Fraud (RCW 19.144.080)
	Negligently Causing Substantial Bodily Harm By Use of a Signal Preemption Device (RCW 46.37.674)
	Organized Retail Theft 1 (RCW 9A.56.350(2))
	Perjury 2 (RCW 9A.72.030)
	Possession of Incendiary Device (RCW 9.40.120)
	Possession of Machine Gun, Bump-fire Stock, Undetectable Firearm, or Short-Barreled Shotgun or Rifle (RCW 9.41.190)
	Promoting Prostitution 2 (RCW 9A.88.080)
	Retail Theft with Special Circumstances 1 (RCW 9A.56.360(2))
	Securities Act Violation (RCW 21.20.400)
	Tampering with a Witness (RCW 9A.72.120)
	Telephone Harassment (Subsequent Conviction or Threat of Death) (RCW 9.61.230(2))
	Theft of Livestock 2 (RCW 9A.56.083)
	Theft with the Intent to Resell 1 (RCW 9A.56.340(2))
	Trafficking in Stolen Property 2 (RCW 9A.82.055)
	Unlawful Hunting of Big Game 1 (RCW 77.15.410(3)(b))
	Unlawful Imprisonment (RCW 9A.40.040)
	Unlawful Misbranding of Fish or Shellfish 1 (RCW 69.04.938(3))
	Unlawful Possession of Firearm in the Second Degree (RCW 9.41.040(2))
	Unlawful Taking of Endangered Fish or Wildlife 1 (RCW 77.15.120(3)(b))
	Unlawful Trafficking in Fish, Shellfish, or Wildlife 1 (RCW 77.15.260(3)(b))
	Unlawful Use of a Nondesignated Vessel (RCW 77.15.530(4))
	Vehicular Assault, by the Operation OR Driving of a Vehicle with Disregard for The Safety of Others (RCW 46.61.522)
II	Commercial Fishing Without a License 1 (RCW 77.15.500(3)(b))
	Computer Trespass 1 (RCW 9A.52.110)
	Counterfeiting (RCW 9.16.035(3))

LEVEL	OFFENSES
	Electronic Data Service Interference (RCW 9A.90.060)
	Electronic Data Tampering 1 (RCW 9A.90.080)
	Electronic Data Theft (RCW 9A.90.100)
	Engaging in Fish Dealing Activity Unlicensed 1 (RCW 77.15.620(3))
	Escape from Community Custody (RCW 72.09.310)
	Failure to Register as a Sex Offender (second or subsequent offense) (RCW 9A.44.130 prior June 10, 2010, and RCW 9A.44.132)
	Health Care False Claims (RCW 48.80.030)
	Identity Theft 2 (RCW 9.35.020(3))
	Improperly Obtaining Financial Information (RCW 9.35.010)
	Malicious Mischief 1 (RCW 9A.48.070)
	Organized Retail Theft 2 (RCW 9A.56.350(3))
	Possession of Stolen Property 1 (RCW 9A.56.150)
	Possession of a Stolen Vehicle (RCW 9A.56.068)
	Retail Theft with Special Circumstances 2 (RCW 9A.56.360(3))
	Scrap Processing, Recycling, or Supplying Without a License (second or subsequent offense) (RCW 19.290.100)
	Theft 1 (RCW 9A.56.030)
	Theft of a Motor Vehicle (RCW 9A.56.065)
	Theft of Rental, Leased, or Lease-purchased Property (valued at \$5,000 or more) (RCW 9A.56.096(5)(a))
	Theft with the Intent to Resell 2 (RCW 9A.56.340(3))
	Trafficking in Insurance Claims (RCW 48.30A.015)
	Unlawful Factoring of a Credit Card or Payment Card Transaction (RCW 9A.56.290(4)(a))
	Unlawful Participation of Non-Indians in Indian Fishery (RCW 77.15.570(2))
	Unlawful Practice of Law (RCW 2.48.180)
	Unlawful Purchase or Use of a License (RCW 77.15.650(3)(b))
	Unlawful Trafficking in Fish, Shellfish, or Wildlife 2 (RCW 77.15.260(3)(a))



LEVEL	OFFENSES
	Unlicensed Practice of a Profession or Business (RCW 18.130.190(7))
	Voyeurism (RCW 9A.44.115)
I	Attempting to Elude a Pursuing Police Vehicle (RCW 46.61.024)
	False Verification for Welfare (RCW 74.08.055)
	Forgery (RCW 9A.60.020)
	Fraudulent Creation or Revocation of a Mental Health Advance Directive (RCW 9A.60.060)
	Malicious Mischief 2 (RCW 9A.48.080)
	Mineral Trespass (RCW 78.44.330)
	Possession of Stolen Property 2 (RCW 9A.56.160)
	Reckless Burning 1 (RCW 9A.48.040)
	Spotlighting Big Game 1 (RCW 77.15.450(3)(b))
	Suspension of Department Privileges 1 (RCW 77.15.670(3)(b))
	Taking Motor Vehicle Without Permission 2 (RCW 9A.56.075)
	Theft 2 (RCW 9A.56.040)
	Theft from a Vulnerable Adult 2 (RCW 9A.56.400(2))
	Theft of Rental, Leased, or Lease-purchased Property (valued at \$750 or more but less than \$5,000) (RCW 9A.56.096(5)(b))
	Transaction of Insurance Business Beyond the Scope of Licensure (RCW 48.17.063)
	Unlawful Fish and Shellfish Catch Accounting (RCW 77.15.630(3)(b))
	Unlawful Issuance of Checks or Drafts (RCW 9A.56.060)
	Unlawful Possession of Fictitious Identification (RCW 9A.56.320)
	Unlawful Possession of Instruments of Financial Fraud (RCW 9A.56.320)
	Unlawful Possession of Payment Instruments (RCW 9A.56.320)
	Unlawful Possession of a Personal Identification Device (RCW 9A.56.320)
	Unlawful Production of Payment Instruments (RCW 9A.56.320)
	Unlawful Releasing, Planting, Possessing, or Replacing Deleterious Exotic Wildlife (RCW 77.15.250(2)(b))
	Unlawful Trafficking in Food Stamps (RCW 9.91.142)

LEVEL	OFFENSES
	Unlawful Use of Food Stamps (RCW 9.91.144)
	Unlawful Use of Net to Take Fish 1 (RCW 77.15.580(3)(b))
	Vehicle Prowl 1 (RCW 9A.52.095)
	Violating Commercial Fishing Area or Time 1 (RCW 77.15.550(3)(b))

[2023 c 196 § 3; 2023 c 7 § 3; 2022 c 231 § 13; (2022 c 231 § 12 expired July 1, 2022); 2021 c 215 § 99; 2020 c 344 § 4. Prior: 2019 c 271 § 7; 2019 c 243 § 5; 2019 c 64 § 3; 2019 c 46 § 5009. Prior: 2018 c 236 § 721. Prior: 2017 c 335 § 4; 2017 c 292 § 3; 2017 c 272 § 10; 2017 c 266 § 8; prior: 2016 c 213 § 5; 2016 c 164 § 13; 2016 c 6 § 1; 2015 c 261 § 11; prior: 2013 c 322 § 26; 2013 c 290 § 8; 2013 c 267 § 2; 2013 c 153 § 2; prior: 2012 c 176 § 3; 2012 c 162 § 1; prior: 2010 c 289 § 11; 2010 c 227 § 9; prior: 2008 c 108 § 23; 2008 c 38 § 1; prior: 2007 c 368 § 14; 2007 c 199 § 10; prior: 2006 c 277 § 6; 2006 c 228 § 9; 2006 c 191 § 2; 2006 c 139 § 2; 2006 c 128 § 3; 2006 c 73 § 12; prior: (2006 c 125 § 5 repealed by 2006 c 126 § 7); 2005 c 458 § 2; 2005 c 183 § 9; prior: 2004 c 176 § 2; 2004 c 94 § 3; (2004 c 94 § 2 expired July 1, 2004); prior: 2003 c 335 § 5; (2003 c 335 § 4 expired July 1, 2004); 2003 c 283 § 33; (2003 c 283 § 32 expired July 1, 2004); 2003 c 267 § 3; (2003 c 267 § 2 expired July 1, 2004); 2003 c 250 § 14; (2003 c 250 § 13 expired July 1, 2004); 2003 c 119 § 8; (2003 c 119 § 7 expired July 1, 2004); 2003 c 53 § 56; 2003 c 52 § 4; (2003 c 52 § 3 expired July 1, 2004); prior: 2002 c 340 § 2; 2002 c 324 § 2; 2002 c 290 § 7; (2002 c 290 § 2 expired July 1, 2003); 2002 c 253 § 4; 2002 c 229 § 2; 2002 c 134 § 2; 2002 c 133 § 4; prior: 2001 2nd sp.s. c 12 § 361; 2001 c 300 § 4; 2001 c 217 § 12; 2001 c 17 § 1; prior: 2001 c 310 § 4; 2001 c 287 § 3; 2001 c 224 § 3; 2001 c 222 § 24; 2001 c 207 § 3; 2000 c 225 § 5; 2000 c 119 § 17; 2000 c 66 § 2; prior: 1999 c 352 § 3; 1999 c 322 § 5; 1999 c 45 § 4; prior: 1998 c 290 § 4; 1998 c 219 § 4; 1998 c 82 § 1; 1998 c 78 § 1; prior: 1997 c 365 § 4; 1997 c 346 § 3; 1997 c 340 § 1; 1997 c 338 § 51; 1997 c 266 § 15; 1997 c 120 § 5; prior: 1996 c 302 § 6; 1996 c 205 § 3; 1996 c 36 § 2; prior: 1995 c 385 § 2; 1995 c 285 § 28; 1995 c 129 § 3 (Initiative Measure No. 159); prior: (1994 sp.s. c 7 § 510 repealed by 1995 c 129 § 19 (Initiative Measure No. 159)); 1994 c 275 § 20; 1994 c 53 § 2; prior: 1992 c 145 § 4; 1992 c 75 § 3; 1991 c 32 § 3; 1990 c 3 § 702; prior: 1989 2nd ex.s. c 1 § 3; 1989 c 412 § 3; 1989 c 405 § 1; 1989 c 271 § 102; 1989 c 99 § 1; prior: 1988 c 218 § 2; 1988 c 145 § 12; 1988 c 62 § 2; prior: 1987 c 224 § 1; 1987 c 187 § 4; 1986 c 257 § 23; 1984 c 209 § 17; 1983 c 115 § 3. Formerly RCW 9.94A.320.]

**Reviser's note:**

This section was amended by 2023 c 7 § 3 and by 2023 c 196 § 3, each without reference to the other. Both amendments are incorporated in the publication of this section under RCW 1.12.025(2). For rule of construction, see RCW 1.12.025(1)

## APPENDIX C:

### Drug Offense Sentencing Grid - RCW 9.94A.517

Serious Level	Offender Score 0 to 2	Offender Score 3 to 5	Offender Score 6 to 9+
Level III	51 to 68 months	68+ to 100 months	100+ to 120 months
Level II	12+ to 20 months	20+ to 60 months	60+ to 120 months
Level I	0 to 6 months	6+ to 18 months	12+ to 24 months

[2015 c 291 § 9; (2015 c 291 § 8 expired July 1, 2018); (2013 2nd sp.s. c 14 § 1 expired July 1, 2018); 2002 c 290 § 8.]

## APPENDIX D:

### Drug Offenses Included Within Each Seriousness Level - RCW 9.94A.518 (Effective until July 1, 2023)

LEVEL	DRUG OFFENSES
III	Any felony offense under chapter 69.50 RCW with a deadly weapon special verdict under RCW 9.94A.825
	Controlled Substance Homicide (RCW 69.50.415)
	Delivery of imitation controlled substance by person eighteen or over to person under eighteen (RCW 69.52.030(2))
	Involving a minor in drug dealing (RCW 69.50.4015)
	Manufacture of methamphetamine (RCW 69.50.401(2)(b))
	Over 18 and deliver heroin, methamphetamine, a narcotic from Schedule I or II, or flunitrazepam from Schedule IV to someone under 18 (RCW 69.50.406)
	Over 18 and deliver narcotic from Schedule III, IV, or V or a nonnarcotic, except flunitrazepam or methamphetamine, from Schedule I-V to someone under 18 and 3 years junior (RCW 69.50.406)
	Possession of Ephedrine, Pseudoephedrine, or Anhydrous Ammonia with intent to manufacture methamphetamine. (RCW 69.50.440)
	Selling for profit (controlled or counterfeit) any controlled substance (RCW 69.50.410)
II	Create, deliver, or possess a counterfeit controlled substance (RCW 69.50.4011)
	Deliver or possess with intent to deliver methamphetamine (RCW 69.50.401(2)(b))
	Delivery of a material in lieu of a controlled substance (RCW 69.50.4012)
	Maintaining a Dwelling or Place for Controlled Substances (RCW 69.50.402(1)(f))
	Manufacture, deliver, or possess with intent to deliver amphetamine (RCW 69.50.401(2)(b))
	Manufacture, deliver, or possess with intent to deliver narcotics from Schedule I or II or flunitrazepam from Schedule IV (RCW 69.50.401(2)(a))
	Manufacture, deliver, or possess with intent to deliver narcotics from Schedule III, IV, or V or nonnarcotics from Schedule I-V (except cannabis as defined in RCW 69.50.101, amphetamine, methamphetamines, or flunitrazepam) (RCW 69.50.401(2))

LEVEL	DRUG OFFENSES
	(c) through (e))
	Manufacture, distribute, or possess with intent to distribute an imitation controlled substance (RCW 69.52.030(1))
I	Forged Prescription (RCW 69.41.020)
	Forged Prescription for a Controlled Substance (RCW 69.50.403)
	Manufacture, deliver, or possess with intent to deliver cannabis as defined in RCW 69.50.101 (RCW 69.50.401(2)(c))
	Unlawful Use of Building for Drug Purposes (RCW 69.53.010)

[2022 c 16 § 4; 2021 c 311 § 15; 2003 c 53 § 57; 2002 c 290 § 9.]

### Drug Offenses Included Within Each Seriousness Level - RCW 9.94A.518 (Effective July 23, 2023)

LEVEL	DRUG OFFENSES
III	Any felony offense under chapter 69.50 RCW with a deadly weapon special verdict under RCW 9.94A.825
	Controlled Substance Homicide (RCW 69.50.415)
	Delivery of imitation controlled substance by person eighteen or over to person under eighteen (RCW 69.52.030(2))
	Involving a minor in drug dealing (RCW 69.50.4015)
	Manufacture of methamphetamine (RCW 69.50.401(2)(b))
	Over 18 and deliver heroin, methamphetamine, a narcotic from Schedule I or II, or flunitrazepam from Schedule IV to someone under 18 (RCW 69.50.406)
	Over 18 and deliver narcotic from Schedule III, IV, or V or a nonnarcotic, except flunitrazepam or methamphetamine, from Schedule I-V to someone under 18 and 3 years junior (RCW 69.50.406)
	Possession of Ephedrine, Pseudoephedrine, or Anhydrous Ammonia with intent to manufacture methamphetamine. (RCW 69.50.440)
	Selling for profit (controlled or counterfeit) any controlled substance (RCW 69.50.410)

LEVEL	DRUG OFFENSES
II	Create, deliver, or possess a counterfeit controlled substance (RCW 69.50.4011)
	Deliver or possess with intent to deliver methamphetamine (RCW 69.50.401(2)(b))
	Delivery of a material in lieu of a controlled substance (RCW 69.50.4012)
	Maintaining a Dwelling or Place for Controlled Substances (RCW 69.50.402(1)(f))
	Manufacture, deliver, or possess with intent to deliver amphetamine (RCW 69.50.401(2)(b))
	Manufacture, deliver, or possess with intent to deliver narcotics from Schedule I or II or flunitrazepam from Schedule IV (RCW 69.50.401(2)(a))
	Manufacture, deliver, or possess with intent to deliver narcotics from Schedule III, IV, or V or nonnarcotics from Schedule I-V (except cannabis as defined in RCW 69.50.101, amphetamine, methamphetamines, or flunitrazepam) (RCW 69.50.401(2)(c) through (e))
	Manufacture, distribute, or possess with intent to distribute an imitation controlled substance (RCW 69.52.030(1))
	Possess, purchase, deliver, sell, or possess with intent to sell a tableting machine or encapsulating machine (section 1 of this act)
I	Forged Prescription (RCW 69.41.020)
	Forged Prescription for a Controlled Substance (RCW 69.50.403)
	Manufacture, deliver, or possess with intent to deliver cannabis as defined in RCW 69.50.101, (RCW 69.50.401(2)(c))
	Possess Controlled Substance that is a Narcotic from Schedule III, IV, or V or Nonnarcotic from Schedule I-V (RCW 69.50.4013)
	Possession of Controlled Substance that is either heroin or narcotics from Schedule I or II (RCW 69.50.4013)
	Unlawful Use of Building for Drug Purposes (RCW 69.53.010)

[2023 c 66 § 2; 2022 c 16 § 5; 2003 c 53 § 57; 2002 c 290 § 9.]