

**STATISTICAL SUMMARY OF  
ADULT FELONY SENTENCING  
FISCAL YEAR 2024**



**State of Washington  
Caseload Forecast Council  
P.O. Box 40962  
Olympia, WA 98504-0962**

**(360) 664-9380  
[www.cfc.wa.gov](http://www.cfc.wa.gov)**

**December 2024**



# State of Washington

## Caseload Forecast Council

**Sen. Derek Stanford, Chair**  
Washington State Senator

**Pat Sullivan, Vice Chair**  
Director, Office of Financial Management

**Rep. Steve Bergquist,**  
Washington State Representative

**Rep. Chris Corry**  
Washington State Representative

**Jilma Meneses**  
Secretary, Department of Social  
and Health Services

**Sen. Lynda Wilson**  
Washington State Senator

## Council Staff

**Erik Cornellier, JD, MPA**  
Executive Director

**Elaine Deschamps, PhD**  
Deputy Director

**Kathleen Turnbow**  
Confidential Secretary

**Duc Luu**  
Database and Sentencing  
Administration Manager

**Jennifer Jones**  
Senior Research Analyst

**Shidong Zhang, PhD**  
Senior Data Scientist

**Erik Sund, MPA**  
Senior Forecaster

**Paula Moore, MPA**  
Senior Forecaster

**Van Nguyen**  
Research Analyst

**Clela Steelhammer**  
Senior Criminal Justice Policy Analyst

**W. Webb Sprague, PhD**  
Senior Forecaster

**Alex Ge, PhD**  
Senior Forecaster



# TABLE OF CONTENTS

<b>PREFACE</b> .....	vii
<b>EXECUTIVE SUMMARY</b> .....	x

## AVERAGE SENTENCE LENGTHS

Table 1A. Average Sentence Length by Crime Type .....	13
Table 1B. Average Sentence Length by Forecasting Crime Type .....	14
Table 1C. Racial Distribution and Sentence Type by Forecasting Crime Type (New).....	15
Table 2. Average Sentence Length Imposed by Offense.....	16

## NUMBER OF SENTENCES

Table 3A. Sentencing Grid Frequencies .....	26
Table 3B. Drug Sentencing Grid Frequencies .....	27
Table 4. Number of Sentences for Violent and Nonviolent Offenses by Facility Type and County .....	28
Table 5. Percentage of Sentences for Violent and Nonviolent Offenses by Facility Type and County .....	29
Table 6. VUCSA Dealing and Non-dealing Sentences by County .....	30
Table 7. Sentences with a Deadly Weapon Finding .....	31
Table 8. Sentences with a Sexual Motivation Finding .....	32
Table 9. Type of Verdict Imposed by Crime Type .....	33

## SENTENCE DEPARTURES

Table 10. Sentence Departures by Type and Direction .....	34
Table 11. Sentence Departures by Type and Offense .....	35
Table 12. Length of Sentence Relative to Standard Range.....	49

## PERSISTENT OFFENDERS

Table 13. Average Sentence of "Most Serious Offenders" by County .....	57
Table 14A. "Persistent Offender" Sentences by County .....	58
Table 14B. Details in Persistent Offenders' Sentences FY2024 .....	59

## EXCEPTIONAL SENTENCES

Table 15. Mitigated Exceptional Sentence Reasons .....	64
Table 16. Aggravated Exceptional Sentence Reasons .....	65
Table 17. Within Standard Range Exceptional Sentence Reasons .....	66

## SEX OFFENDER SENTENCING UNDER RCW 9.94A.507

Table 18. "Determinate Plus" Sex Offense Sentences by County .....	68
--	----

## OTHER TABLES

Table 19. Sentences with Domestic Violence by County .....	69
Table 20. Age of Offenders by County.....	70
Table 21. Sentences with Prior Juvenile Conviction by County.....	71
Table 22. Crimes Against Person by County .....	72
Table 23. Sentences of Juvenile Declined to Adult Court .....	73

**SENTENCING TRENDS FROM FY2009 TO FY2024**

Graphs.

Total Felony Judgement and Sentences.....	75
Average Sentence Length.....	75
Distribution of Crime Categories (FY2013-FY2024).....	76
Ratio of Prison Sentences to All Felony Sentences.....	77
Percentage of Violent Sentences in Jail and in Prison.....	77
Sentences by Crime Categories.....	78
Sentences with First-Time Offender Waiver.....	79
Persistent Offenders’ Sentences.....	78
Violation of the Uniform Controlled Substance Act (VUCSA).....	80
Alternatives Sentences.....	80
Sentences with Exceptional Reasons.....	81
Ratio of Sentences with Exceptional Reasons to All Sentences.....	81
Crimes Committed by Month – FY2024.....	82
Crime Distribution by County – FY2024.....	83
Racial Distribution by Crime Category – FY2024.....	84
Deal and No-Deal Drug Offenses By Fiscal Year.....	85
Percentage of Deal and No-Deal Drug Offenses By Fiscal Year.....	86
Major Crime Distribution by Race – FY2024.....	87
Where-In-The-Range by County – FY2024 (Murder 1, Murder 2, Manslaughter, Failure to Register as Sex Offenders, Property, Robbery, Sex, Drug, Other Felonies).....	88

**APPENDICES**

Appendix A. Adult Felony Sentencing Grid.....	98
Appendix B. Offenses Included Within Each Seriousness Level.....	99
Appendix C. Drug Offense Sentencing Grid.....	109
Appendix D. Drug Offenses Included Within Each Seriousness Level.....	110

# PREFACE

This report summarizes the 15,370 Washington State adult felony sentences imposed from July 1, 2023 through June 30, 2024 (Fiscal Year 2024). The tables in this report were generated from the Council's database, which includes data on all Sentencing Reform Act (SRA) sentences imposed during Fiscal Year 2024.

## *Washington State Sentencing Guidelines*

Washington is a presumptive sentencing guidelines state. Under Washington law<sup>1</sup>, individuals convicted of felonies are sentenced to a determinate term of confinement within a presumptive standard range unless a sentencing alternative or exceptional sentence outside the standard range is imposed. The 15,370 sentences imposed in FY2024 represent a 0.6 percent increase from 15,276 sentences in FY2023.

## *Presumptive Standard Range Sentences*

The majority of Washington felony sentences are within the “standard range.” The appropriate presumptive range is determined by reference to the seriousness of the current offense, the number and type of the individual’s prior offenses, and other current offenses. In FY2024, most of the felony sentences (73.5 percent) were within the standard range.

The presumptive standard range may be increased by sentence enhancements. The legislature has created sentence enhancements for felony traffic crimes involving intoxication, crimes involving a deadly weapon, crimes found to be sexually motivated, and certain drug-related crimes.

Standard range sentences are not appealable.

## *Sentencing Alternatives*

Several alternatives to standard range sentences are available for some individuals. In FY2024, 20.6 percent of sentences were ordered using alternatives to the standard range.

- The First-time Offender Waiver (FTOW) is available for individuals convicted of non-violent offenses that have no prior felony offenses, who have not committed sex offenses, certain drug offenses, or certain offenses involving being under the influence, in which the standard range sentence may be waived. Using this alternative, a sentencing judge imposing a FTOW waives the standard range sentence and as an alternative imposes up to 90 days in jail, up to twelve months or six months of community supervision, and several other non-offense related conditions, such as community-based treatment. See RCW 9.94A.650 for further information.
- The Special Sex Offender Sentencing Alternative (SSOSA) is available for the sentencing of individuals convicted of sex offenses that have no prior felony sex convictions. The alternative is limited to individuals whose current offenses do not include Rape in the second degree or any serious violent sex offenses. Individuals must also have current offenses and criminal histories that permit the court to impose a standard range sentence of less than

---

<sup>1</sup> Sentencing Reform Act (SRA) of 1981, as amended, RCW 9.94A *et seq.*

eleven years of confinement. In addition, they may not have any adult convictions for violent offenses that were committed within five years of the date of the current offense.

A person sentenced under SSOSA receives a suspended sentence within the standard range, a jail term of up to twelve months, and conditions of the sentence that may include inpatient and/or outpatient treatment. See RCW 9.94A.670 for further information.

- The Drug Offender Sentencing Alternative (DOSA) is available for certain chemically dependent individuals. This alternative permits departure from standard range sentencing and results in a reduction of confinement time for eligible individuals combined with intensive treatment for individuals sentenced to the alternative.

A person is eligible for a DOSA alternative if:

- The conviction is for a felony that is not a violent offense and the violation does not involve a sentence enhancement under RCW 9.94A.533(3) or (4);
- The conviction is for a felony that is not a felony Driving While Under the Influence of Intoxicating Liquor or any Drug (RCW 46.61.502(6)) or felony Physical Control of a Vehicle while under the Influence of Intoxicating Liquor or any Drug (RCW 46.61.504(6));
- There are no current or prior convictions for a sex offense for which the person is currently or may be required to register as a sex offender;
- There are no prior convictions in this state, and no prior convictions for an equivalent out-of-state or federal offense for the following offenses during the following time frames:
  - Robbery in the Second Degree that did not involve the use of a firearm and was not reduced from Robbery in the First Degree within seven years before the conviction of the current offense; or
  - Any other violent offense within ten years before the conviction of the current offense;
- For a violation of the Uniform Controlled Substances Act under Chapter 69.50 RCW or a criminal solicitation to commit such a violation under Chapter 9A.28 RCW, the offense involved only a small quantity of the particular controlled substance as determined by the judge upon consideration of such factors as the weight, purity, packaging, sale price, and street value of the controlled substance;
- The person has not been found by the United States attorney general to be subject to a deportation detainer or order and does not become subject to a deportation order during the period of the sentence;
- The standard range meets certain qualifications:
  - Prison-based option: the end of the standard sentence range for the current offense is greater than one year;
  - Residential-based option: the midpoint of the standard range is 26 months or less; and



- The person has not received a DOSA sentence more than once in the prior ten years before the current offense.

There are two DOSA options available to the court for eligible individuals, depending on the length of the individual's standard range:

1. Prison-based DOSA alternative: The court may impose a prison-based DOSA sentence on any eligible individual consisting of a period of total confinement in a state facility for one-half the midpoint of the standard sentence range or twelve months, whichever is greater and one-half the midpoint of the standard sentence range as a term of community custody, which must include appropriate substance abuse treatment in a program that has been approved by the Division of Behavioral Health and Recovery within the Department of Social and Health Services. See RCW 9.94A.660 and 9.94A.662 for further information.
  2. Residential DOSA alternative: If the midpoint of the standard range is 26 months or less, the court may impose a residential DOSA sentence consisting of a term of community custody equal to one-half the midpoint of the standard sentence range or two years, whichever is greater, conditioned on the person entering and remaining in residential chemical dependency treatment certified under chapter 70.96A RCW for a period set by the court between three and six months. See RCW 9.94A.660 and 9.94A.664 for further information.
- The Parenting Sentencing Alternative (or Family Offender Sentencing Alternative) is available for the sentencing of an individual who is a parent with physical custody of his or her minor child; is an expectant parent; is a legal guardian of a minor child; or is a biological parent, an adoptive parent, custodian, or stepparent with a proven, established, ongoing, and substantial relationship with a minor child that existed at the time of the offense.

A person is eligible if the high end of the standard sentence range for the current offense is greater than one year, and the person:

- has no prior or current conviction for a felony sex offense, a serious violent offense, or a felony offense where the person was armed with a firearm or deadly weapon in the commission of the felony;
- has no current conviction for a violent offense; and
- signs release of information waivers required to allow information regarding current or prior child welfare cases to be shared with the Department of Corrections and the court.

Under this alternative, the sentencing judge may waive imposition of a sentence within the standard range and impose a sentence consisting of twelve months of community custody. See RCW 9.94A.655 for further information.

- The Mental Health Sentencing Alternative is available for the sentencing of an individual who has been determined by the court to have a serious mental illness. The court may rely on

various information to come to that determination. See RCW 9.94A.695(2)&(3) for further information.

A person is eligible if:

- the defendant has a conviction for a felony that is not a serious violent or sex offense;
- the defendant is diagnosed with a serious mental illness recognized by the diagnostic manual in use by mental health professionals at the time of sentencing;
- the judge has determined the defendant and community would benefit from supervision and treatment; and
- the defendant is willing to participate in the sentencing alternative.

Under this alternative, the sentencing judge may waive imposition of a sentence within the standard range and impose a sentence consisting of 12 and 24 months of community custody if the midpoint of the defendant’s standard range is less than or equal to 36 months, or a term of community custody between 12 and 36 months if the midpoint of the defendant’s standard range is longer than 36 months. The actual length of community custody within the ranges is at the discretion of the court. See RCW 9.94A.695 for further information.

### *Exceptional Sentences*

Finally, the court may order an “exceptional” sentence that is outside the standard range of confinement or includes conditions not allowed as part of a standard range sentence when either substantial and compelling aggravating or mitigating factors exist. In FY2024, 9.6 percent (1,478) of felony sentences were exceptional sentences, which is a decrease from 10.5 percent (1,602) in FY2023.

Exceptional sentences are more likely (74.4 percent) to reduce the term of confinement to below the standard range than to increase it above the range (15 percent).

A small number of “within the range” exceptional sentences are ordered each year, typically to require community supervision beyond the amount allowed under the standard range or to require treatment in situations where such treatment may not be required as part of a standard range sentence. In FY2024, 10.6 percent (154) of the exceptional sentences fell within the standard sentence range, which is a decrease from 11.2 percent in FY2023.

Exceptional sentences may be appealed by the defense or by the prosecution and defendants have a right to a jury trial on aggravating factors.

Comments or questions may be directed to the Council at:

Duc Luu | Duc.Luu@cfc.wa.gov  
Caseload Forecast Council  
P.O. Box 40962  
Olympia, WA 98504-0962

# EXECUTIVE SUMMARY<sup>2</sup>

- In FY2024, the total number of felony sentences imposed in Washington increased 0.6 percent, from 15,276 sentences in FY2023 to 15,370 sentences in FY2024.
- Changes in the rate and number of sentences imposed between FY2023 and FY2024 are summarized as follows:

20.9%	Robbery (from 393 to 475)	14.4%	Drug (from 786 to 899)
-3.1%	Property (from 6,464 to 6,261)	16.1%	Manslaughter (from 155 to 180)
3.5%	Assault (from 4,583 to 4,745)	-3.6%	Murder (from 196 to 189)
-9.0%	Sex (from 911 to 829)	-0.7%	Other Felony (from 1,646 to 1,634)
11.3%	Failure to Register as Sex Offender (from 142 to 158)		
- In FY2024, twelve individuals were sentenced to life in prison as persistent offenders under the “three strikes” provision of RCW 9.94A.030(37)(a). In addition, three sex offenders were sentenced to life in prison under the “two-strike” provision of RCW 9.94A.30(37)(b). The fifteen persistent offender sentences imposed in FY2024 represent a 150 percent increase from the 5 sentences in FY2023.
- The percentage of felony sentences that resulted in prison sentences decreased from 43.1 percent in FY2023 to 41.7 percent in FY2024.
- The average prison sentence in FY2024 was 52.6 months, up from 51.5 months in FY2023. The average jail sentence length in FY2024 was 3.4 months, down from 3.5 months in FY2023. Overall, the average sentence length of all felony sentences decreased from 23.8 months in FY2023 to 23.5 months in FY2024.
- In FY2024, the number of sentences imposed for Violations of the Uniform Controlled Substances Act (VUCSA) increased by 14.5 percent from the previous year. The number of sentences for “dealing” offenses increased by 10.7 percent and the number of sentences for “non-dealing” offenses increased by 58.7 percent. A recent court decision, *St. v Blake* ruled that the statute for simple possession of a controlled substance was unconstitutional. Subsequent legislation reduced simple possession to a misdemeanor, and then to a gross misdemeanor.
- The number of First-time Offender Waivers (FTOW) increased from 1,143 in FY2023 to 1,195 in FY2024, a 4.5 percent increase. Approximately 67.9 percent of FTOWs were below the standard range minimum, and 31.5 percent were within the standard range. The overall number of FTOW sentences increased and the percent as compared to the overall number of felony offenses imposed in the fiscal year also increased slightly, from 7.5 percent of all sentences in FY2023 to 7.8 percent in FY2024.
- The number of Special Sex Offender Sentencing Alternative (SSOSA) sentences imposed by the court decreased from 73 in FY2023 to 49 in FY2024, a 32.9 percent decrease. While the overall number of SSOSA sentences decreased, the percentage as compared to the overall number of

---

<sup>2</sup> The numbers of sentences referenced in this report are current of December 1, 2024. These are subject to change as missing sentencing data becomes available.

felony offenses imposed in the fiscal year also decreased to 0.3 percent of all sentences in FY2024 from 0.5 percent in FY2023.

- The number of Drug Offender Sentencing Alternative (DOSA) sentences imposed by the court decreased from 1,772 sentences in FY2023 to 1,603 in FY2024, a decrease of 9.5 percent. The overall number of DOSA sentences decreased and the percentage as compared to the overall number of felony offenses imposed in the fiscal year also decreased, from 11.6 percent of all sentences in FY2023 to 10.4 percent in FY2024. Among the 1,603 DOSA sentences in FY2024, there were 902 Prison-based DOSA sentences and 701 Residential DOSA sentences.
- The number of Parenting Sentencing Alternative sentences imposed by the court decreased from 68 in FY2023 to 64 in FY2024, a 5.9 percent decrease.
- The number of Mental Health Alternative sentences imposed by the court increased from 202 in FY2023 to 250 in FY2024, a 23.8 percent increase.

## Table 1A. Average Sentence Length by Crime Type Fiscal Year 2024

*(comparable to Table 1 in reports from FY2008 to FY2023)*

CATEGORY	PRISON SENTENCE		JAIL SENTENCE		OTHER SENTENCE	TOTAL
	Number	Months	Number	Months	Number	Number
Assault	1,960	45.6	2,357	4.1	423	4,740
Assault [Life]	5	Life	0	n.a.	0	5
Drug	430	47.7	319	3.4	150	899
Failure To Register As Sex Offender	8	20.3	141	3.4	9	158
Manslaughter	164	95.4	13	6.1	3	180
Murder 1	68	479.1	0	n.a.	0	68
Murder 1 [Life]	13	Life	0	n.a.	0	13
Murder 2	106	233.3	0	n.a.	0	106
Murder 2 [Life]	2	Life	0	n.a.	0	2
Other Felony	478	25.8	983	3.2	172	1,633
Other Felony [Life]	1	Life	0	n.a.	0	1
Property	2,183	31.5	3,321	2.9	755	6,259
Property [Life]	2	Life	0	n.a.	0	2
Robbery	348	65.8	104	5.6	23	475
Sex	630	76.8	179	6.2	15	824
Sex [Life]	5	Life	0	n.a.	0	5
<b>TOTAL</b>	<b>6,403</b>	<b>52.6</b>	<b>7,417</b>	<b>3.4</b>	<b>1,550</b>	<b>15,370</b>
<b>Percentage</b>	<b>41.7%</b>		<b>48.3%</b>		<b>10.1%</b>	<b>100.0%</b>

NOTE 1: Calculations of average sentence length exclude life/death sentences.

NOTE 2: The above categories are those used by the Caseload Forecast Council for analytical purposes and are not identical to classifications under the Sentencing Reform Act. For example, the sex categories include pornography and prostitution offenses, which are not classified as sex offenses per se under the Sentencing Reform Act.

NOTE 3: The data reported above for the categories of "assault" and "other" are not comparable to reports prior to FY02. In FY02 the crime categories were revised to more closely match those used by the Department of Corrections and the Caseload Forecast Council. A number of crimes previously reported in the category "other" were re-categorized under "assault".

NOTE 4: The category "Sex" is not comparable to reports prior to FY08 because that category now includes offenses in any forecasting category that were committed with sexual motivation and subsequent offenses of Failure to Register as Sex Offenders but excludes the offenses of First-Time Failure to Register as Sex Offender.

NOTE 5: Other sentence includes non-confinement sentences such as the Residential Drug Offender Sentencing Alternative, Parenting Alternative, Mental Health Alternative, and Motor Vehicle Sentencing Alternative.

**Table 1B. Average Sentence Length by Forecasting Crime Type  
Fiscal Year 2024**

FORECASTING CATEGORY	PRISON SENTENCE		JAIL SENTENCE		OTHER SENTENCE	TOTAL
	Number	Months	Number	Months	Number	Number
Assault	1,972	45.6	2,359	4.1	423	4,754
Assault [Life]	5	Life	0	n.a.	0	5
Drug	430	47.7	319	3.4	150	899
Failure To Register As Sex Offender	8	20.3	141	3.4	9	158
Manslaughter	164	95.4	13	6.1	3	180
Murder 1	68	479.1	0	n.a.	0	68
Murder 1 [Life]	13	Life	0	n.a.	0	13
Murder 2	106	233.3	0	n.a.	0	106
Murder 2 [Life]	2	Life	0	n.a.	0	2
Other Felony	482	25.9	983	3.2	172	1,637
Other Felony [Life]	1	Life	0	n.a.	0	1
Property	2,187	31.5	3,321	2.9	755	6,263
Property [Life]	2	Life	0	n.a.	0	2
Robbery	348	65.8	104	5.6	23	475
Sex	610	77.7	177	6.2	15	802
Sex [Life]	5	Life	0	n.a.	0	5
<b>TOTAL</b>	<b>6,403</b>	<b>52.6</b>	<b>7,417</b>	<b>3.4</b>	<b>1,550</b>	<b>15,370</b>
<b>Percentage</b>	<b>41.7%</b>		<b>48.3%</b>		<b>10.1%</b>	<b>100.0%</b>

NOTE 1: Calculations of average sentence length exclude life/death sentences.

NOTE 2: The above categories are those used by the Caseload Forecast Council for analytical purposes and are not identical to classifications under the Sentencing Reform Act. For example, the sex categories include pornography and prostitution offenses, which are not classified as sex offenses per se under the Sentencing Reform Act.

NOTE 3: The category "Sex" does not include offenses in any forecasting category that were committed with sexual motivation, and excludes the offenses of Failure to Register as Sex Offenders.

NOTE 4: Other sentence includes non-confinement sentences such as Residential Drug Offender Sentencing Alternative, Parenting Alternative, Mental Health Alternative, and Motor Vehicle Sentencing Alternative.

**Table 1C. Racial Distribution and Sentence Type by Forecasting Crime Type**  
**Fiscal Year 2024**  
*(New since FY2014)*

FORECASTING CATEGORY	PRISON SENTENCE						JAIL SENTENCE						OTHER SENTENCE						TOTAL
	AF	AP	CA	HI	NA	UK	AF	AP	CA	HI	NA	UK	AF	AP	CA	HI	NA	UK	
Assault	395	86	1,037	394	53	7	361	100	1,317	479	71	31	77	15	237	82	9	3	4,754
Assault [Life]	1	0	3	1	0	0	0	0	0	0	0	0	0	0	0	0	0	0	5
Drug	47	9	287	75	11	1	41	17	193	61	6	1	26	8	83	26	6	1	899
Failure To Register As Sex Offender	2	0	6	0	0	0	13	6	100	18	3	1	2	0	5	1	1	0	158
Manslaughter	33	7	88	27	5	4	5	1	6	0	0	1	0	0	3	0	0	0	180
Murder 1	22	1	27	15	1	2	0	0	0	0	0	0	0	0	0	0	0	0	68
Murder 1 [Life]	3	0	8	0	1	1	0	0	0	0	0	0	0	0	0	0	0	0	13
Murder 2	24	8	37	31	4	2	0	0	0	0	0	0	0	0	0	0	0	0	106
Murder 2 [Life]	1	0	0	1	0	0	0	0	0	0	0	0	0	0	0	0	0	0	2
Other Felony	69	18	273	92	24	6	117	39	608	180	31	8	23	6	110	23	9	1	1,637
Other Felony [Life]	1	0	0	0	0	0	0	0	0	0	0	0	0	0	0	0	0	0	1
Property	291	117	1,397	308	70	4	333	140	2,128	550	156	14	70	24	529	105	25	2	6,263
Property [Life]	0	0	2	0	0	0	0	0	0	0	0	0	0	0	0	0	0	0	2
Robbery	105	24	134	64	16	5	14	8	54	23	2	3	7	2	7	6	1	0	475
Sex	42	23	388	126	18	13	14	6	130	19	3	5	2	1	10	2	0	0	802
Sex [Life]	2	0	3	0	0	0	0	0	0	0	0	0	0	0	0	0	0	0	5
<b>TOTAL</b>	<b>1,038</b>	<b>293</b>	<b>3,690</b>	<b>1,134</b>	<b>203</b>	<b>45</b>	<b>898</b>	<b>317</b>	<b>4,536</b>	<b>1,330</b>	<b>272</b>	<b>64</b>	<b>207</b>	<b>56</b>	<b>984</b>	<b>245</b>	<b>51</b>	<b>7</b>	<b>15,370</b>

AF: African American; AP: Asian/Pacific Islander; CA: Caucasian; HI: Hispanic; NA: Native American; UK: Unknown

NOTE 1: The ethnicity data in adult felony sentences submitted by counties to the CFC are often missing or reported inconsistently. Hispanic is generally considered an ethnic group, but it is often reported as a race when it is available.

NOTE 2: The above categories are those used by the Caseload Forecast Council for analytical purposes and are not identical to classifications under the Sentencing Reform Act. For example, the sex categories include pornography and prostitution offenses, which are not classified as sex offenses per se under the Sentencing Reform Act.

NOTE 3: The category "Sex" does not include offenses in any forecasting category that were committed with sexual motivation, and excludes the offenses of Failure to Register as Sex Offenders.

NOTE 4: Other sentence includes non-confinement sentences such as Residential Drug Offender Sentencing Alternative, Parenting Alternative, Mental Health Alternative, and Motor Vehicle Sentencing Alternative.

**Table 2. Average Sentence Length\* Imposed by Offense  
Fiscal Year 2024**

OFFENSE	PRISON			NON-PRISON **			TOTAL	
	N	%	Month	N	%	Months	N	Months
ABANDON DEPENDENT PERSONS 2 (POST 06/07/06)	0	0.0%	0.0	1	100.0%	0.0	1	0.0
AGGRAVATED MURDER 1 (POST 7/24/99) [Life]	12	100.0%	Life	0	0.0%	0.0	12	Life
ALIEN IN POSSESSION OF A FIREARM	0	0.0%	0.0	2	100.0%	1.7	2	1.7
ANIMAL CRUELTY 1	0	0.0%	0.0	18	100.0%	2.0	18	2.0
ANIMAL FIGHTING	0	0.0%	0.0	1	100.0%	1.0	1	1.0
ARSON 1	18	85.7%	52.8	3	14.3%	0.0	21	45.3
ARSON 1 [Attempt]	1	100.0%	15.8	0	0.0%	0.0	1	15.8
ARSON 2	18	43.9%	25.1	23	56.1%	7.0	41	15.0
ARSON 2 [Attempt]	2	22.2%	22.4	7	77.8%	6.2	9	9.8
ASSAULT 1 (POST 7/1/90)	87	100.0%	162.9	0	0.0%	0.0	87	162.9
ASSAULT 1 (POST 7/1/90) [Attempt]	10	100.0%	93.1	0	0.0%	0.0	10	93.1
ASSAULT 1 (POST 7/1/90) [Conspiracy]	3	100.0%	72.0	0	0.0%	0.0	3	72.0
ASSAULT 1 (POST 7/1/90) [Life]	2	100.0%	Life	0	0.0%	0.0	2	Life
ASSAULT 2 (POST 7/1/88)	378	57.7%	40.3	277	42.3%	5.2	655	25.5
ASSAULT 2 (POST 7/1/88) [Attempt]	9	22.5%	33.4	31	77.5%	3.9	40	10.5
ASSAULT 2 (POST 7/1/88) [Life]	2	100.0%	Life	0	0.0%	0.0	2	Life
ASSAULT 3 (POST 7/1/88)	337	23.4%	31.6	1,102	76.6%	2.9	1,439	9.6
ASSAULT 4 (3rd DOMESTIC VIOLENT OFFENSE)	6	46.2%	32.8	7	53.8%	1.8	13	16.1
ASSAULT OF A CHILD 1	2	100.0%	207.0	0	0.0%	0.0	2	207.0
ASSAULT OF A CHILD 1 [Attempt]	1	100.0%	110.3	0	0.0%	0.0	1	110.3
ASSAULT OF A CHILD 2	12	85.7%	73.0	2	14.3%	0.0	14	62.6
ASSAULT OF A CHILD 3	4	9.5%	25.4	38	90.5%	2.7	42	4.9
ATTEMPTING TO ELUDE PURSUING POLICE VEHICLE	171	30.1%	20.5	398	69.9%	2.1	569	7.7
BAIL JUMP WITH CLASS A (POST 7/89)	1	50.0%	22.0	1	50.0%	9.0	2	15.5
BAIL JUMP WITH CLASS B OR C (POST 7/89)	8	50.0%	22.1	8	50.0%	5.6	16	13.9
BALLOTS VIOLATION	0	0.0%	0.0	1	100.0%	0.3	1	0.3
BRIBING A WITNESS	1	50.0%	102.0	1	50.0%	0.1	2	51.0
BURGLARY 1	68	89.5%	66.4	8	10.5%	3.9	76	59.8
BURGLARY 1 [Attempt]	5	100.0%	53.6	0	0.0%	0.0	5	53.6
BURGLARY 1 [Life]	2	100.0%	Life	0	0.0%	0.0	2	Life
BURGLARY 2 (NONDWELLING - POST 7/90)	405	38.8%	32.1	638	61.2%	2.9	1,043	14.2
BURGLARY 2 (NONDWELLING - POST 7/90) [Attempt]	46	43.4%	31.8	60	56.6%	4.0	106	16.1
BURGLARY 2 (NONDWELLING - POST 7/90) [Conspiracy]	1	100.0%	24.0	0	0.0%	0.0	1	24.0

NOTE: \* Calculations of average sentence length exclude life/death sentences.  
 \*\* Non-prison includes non-confinement sentences as well as jail sentences.



OFFENSE	PRISON			NON-PRISON **			TOTAL	
	N	%	Month	N	%	Months	N	Months
CHILD MOLEST 1 (7/90 - 8/31/01)	0	0.0%	0.0	1	100.0%	12.0	1	12.0
CHILD MOLEST 1 <18 (POST 8/31/01)	5	83.3%	75.8	1	16.7%	8.5	6	64.6
CHILD MOLEST 1 >17 (POST 8/31/01) (.712)	69	100.0%	83.2	0	0.0%	0.0	69	83.2
CHILD MOLEST 1 >17 (POST 8/31/01) (.712) [Attempt]	2	100.0%	61.1	0	0.0%	0.0	2	61.1
CHILD MOLEST 1 >17 (POST 8/31/01) (.712) [Life]	1	100.0%	Life	0	0.0%	0.0	1	Life
CHILD MOLEST 2 (POST 7/90)	51	85.0%	49.2	9	15.0%	7.5	60	42.9
CHILD MOLEST 2 (POST 7/90) [Attempt]	5	62.5%	21.3	3	37.5%	7.8	8	16.2
CHILD MOLEST 3 (POST 7/90)	17	51.5%	29.4	16	48.5%	7.1	33	18.6
CHILD SELLING/BUYING	0	0.0%	0.0	2	100.0%	3.0	2	3.0
COLLECTION OF UNLAWFUL DEBT	0	0.0%	0.0	1	100.0%	1.0	1	1.0
COMMER SEX ABUSE A MINOR - PROMOTE (POST 06/10/2010) [Conspiracy]	1	100.0%	192.0	0	0.0%	0.0	1	192.0
COMMER SEX ABUSE A MINOR (POST 06/10/2010)	2	100.0%	48.0	0	0.0%	0.0	2	48.0
COMMER SEX ABUSE A MINOR (POST 06/10/2010) [Attempt]	1	100.0%	36.0	0	0.0%	0.0	1	36.0
COMMUNICATION WITH A MINOR (POST 7/86)	6	20.7%	38.0	23	79.3%	4.3	29	11.2
COMPUTER TRESPASS 1	0	0.0%	0.0	2	100.0%	4.0	2	4.0
CONTROLLED SUBSTANCE HOMICIDE (POST 7/89) - 1ST OFF	7	100.0%	43.7	0	0.0%	0.0	7	43.7
CONTROLLED SUBSTANCE HOMICIDE (POST 7/89) - 1ST OFF [Conspiracy]	0	0.0%	0.0	2	100.0%	1.0	2	1.0
CONTROLLED SUBSTANCE HOMICIDE (POST 7/89) - SUBSEQ	1	100.0%	68.0	0	0.0%	0.0	1	68.0
CRE DEL POS COUNTERFEIT CTRL SUBS NARC 1ST OFF	1	100.0%	14.0	0	0.0%	0.0	1	14.0
CRIMINAL IMPERSONATION 1	2	1.5%	12.0	133	98.5%	2.5	135	2.7
CRIMINAL MISCHIEF (previously RIOT)	19	5.3%	14.0	340	94.7%	3.1	359	3.7
CRIMINAL MISTREATMENT 1 (POST 06/07/06)	5	71.4%	50.6	2	28.6%	0.0	7	36.1
CRIMINAL MISTREATMENT 2 (POST 06/07/06)	7	77.8%	20.5	2	22.2%	0.0	9	16.0
CRIMINAL SABOTAGE	1	20.0%	12.0	4	80.0%	3.4	5	5.2
CUSTODIAL ASSAULT (POST 7/89)	13	35.1%	35.9	24	64.9%	4.3	37	15.4
CUSTODIAL INTERFERENCE 1	1	20.0%	12.0	4	80.0%	3.9	5	5.5
CYBER HARASSMENT (06/09/2022)	2	33.3%	12.0	4	66.7%	4.1	6	6.7
CYBERSTALKING (POST 06/09/2022)	0	0.0%	0.0	1	100.0%	9.0	1	9.0
CYBERSTALKING (PRE 06/09/2022)	0	0.0%	0.0	3	100.0%	4.1	3	4.1
DEALING DEPICTIONS OF A MINOR 1ST DEGREE (POST 06/10/2010)	10	100.0%	55.1	0	0.0%	0.0	10	55.1
DEALING DEPICTIONS OF A MINOR 2ND DEGREE (POST 07/23/2017)	2	33.3%	72.0	4	66.7%	4.5	6	27.0
DEFRAUDING A PUBLIC UTILITY 2	0	0.0%	0.0	1	100.0%	12.0	1	12.0
DEFRAUDING INNKEEPER, OVER \$75	0	0.0%	0.0	3	100.0%	0.2	3	0.2

NOTE: \* Calculations of average sentence length exclude life/death sentences.  
\*\* Non-prison includes non-confinement sentences as well as jail sentences.

OFFENSE	PRISON			NON-PRISON **			TOTAL	
	N	%	Month	N	%	Months	N	Months
DEL CONTROLLED SUBSTANCE TO MINOR - OVER 18 YRS	2	66.7%	66.0	1	33.3%	0.0	3	44.0
DEL MATERIAL IN LIEU OF CONTROLLED SUBSTANCE (POST 7/89) - 1ST OFF	1	100.0%	30.0	0	0.0%	0.0	1	30.0
DEL POS W/I METH - 1ST OFFENSE (POST 6/30/98)	101	75.9%	46.0	32	24.1%	0.9	133	35.1
DEL POS W/I METH - 1ST OFFENSE (POST 6/30/98) [Attempt]	0	0.0%	0.0	8	100.0%	3.4	8	3.4
DEL POS W/I METH - 1ST OFFENSE (POST 6/30/98) [Conspiracy]	1	2.1%	16.0	47	97.9%	2.8	48	3.1
DEL POS W/I METH - 1ST OFFENSE (POST 6/30/98) [Solicitation]	0	0.0%	0.0	2	100.0%	9.0	2	9.0
DEL POS W/I METH - 2ND OFFENSE (POST 6/30/98)	15	93.8%	58.7	1	6.3%	0.1	16	55.0
DEL POS W/I METH - 2ND OFFENSE (POST 6/30/98) [Attempt]	0	0.0%	0.0	1	100.0%	12.0	1	12.0
DEL POS W/I METH - 2ND OFFENSE (POST 6/30/98) [Conspiracy]	2	50.0%	12.0	2	50.0%	1.0	4	6.5
DEL POS W/I METH - 2ND OFFENSE (POST 6/30/98) [Solicitation]	1	100.0%	22.0	0	0.0%	0.0	1	22.0
DEL POS W/I METH - CORRECTIONAL FACILITY (POST 6/30/98)	1	100.0%	38.0	0	0.0%	0.0	1	38.0
DEL POS W/I METH - SCHOOL ZONE (POST 6/30/98)	3	100.0%	92.0	0	0.0%	0.0	3	92.0
DEL SHEDULE I/II NARC/FLUNT/METH MINOR - OVER 18 YRS	1	100.0%	100.0	0	0.0%	0.0	1	100.0
DEL SHEDULE I/II NARC/FLUNT/METH MINOR - OVER 18 YRS (POST 07/01/2004)	1	100.0%	68.0	0	0.0%	0.0	1	68.0
DELIVERY OF FIREARM TO INELIGIBLE PERSON	0	0.0%	0.0	13	100.0%	1.4	13	1.4
DESTRUCTION OF A GRAVE SITE	0	0.0%	0.0	1	100.0%	0.3	1	0.3
DISARMING A LAW ENFORCEMENT OR CORRECTIONAL OFFICER	0	0.0%	0.0	2	100.0%	2.5	2	2.5
DISCLOSING INTIMATE IMAGES - SUBSEQUENT	0	0.0%	0.0	1	100.0%	4.0	1	4.0
DOMESTIC VIOLENCE COURT ORDER VIOLATION (POST 6/30/00)	368	60.2%	32.2	243	39.8%	2.8	611	20.5
DRIVE-BY-SHOOTING (POST 6/30/97)	53	94.6%	69.7	3	5.4%	9.0	56	66.4
DRIVE-BY-SHOOTING (POST 6/30/97) [Attempt]	0	0.0%	0.0	1	100.0%	11.3	1	11.3
DRIVE-BY-SHOOTING (POST 6/30/97) [Conspiracy]	1	100.0%	32.0	0	0.0%	0.0	1	32.0
DRIVING UNDER THE INFLUENCE (FELONY) (POST 07/23/2017)	104	67.1%	27.5	51	32.9%	6.5	155	20.6
DRIVING UNDER THE INFLUENCE (FELONY) (POST 07/23/2017) [Attempt]	0	0.0%	0.0	1	100.0%	11.3	1	11.3
ELUDING A LAW ENFORCEMENT VESSEL	0	0.0%	0.0	5	100.0%	2.2	5	2.2
ENDANGERMENT WITH A CONTROLLED SUBSTANCE	1	25.0%	43.0	3	75.0%	2.2	4	12.4

NOTE: \* Calculations of average sentence length exclude life/death sentences.  
\*\* Non-prison includes non-confinement sentences as well as jail sentences.

OFFENSE	PRISON			NON-PRISON **			TOTAL	
	N	%	Month	N	%	Months	N	Months
ESCAPE 1	9	75.0%	28.6	3	25.0%	5.1	12	22.7
ESCAPE 2	14	43.8%	32.6	18	56.3%	2.9	32	15.9
ESCAPE 3 (SUBSEQUENT)	0	0.0%	0.0	4	100.0%	2.6	4	2.6
ESCAPE FROM COMMUNITY CUSTODY (POST 6/11/92)	3	3.5%	16.0	82	96.5%	2.0	85	2.5
EXPLOSIVES - LICENSING VIOLATION	0	0.0%	0.0	1	100.0%	0.8	1	0.8
EXTORTION 2	1	33.3%	19.5	2	66.7%	9.8	3	13.0
FAILURE TO REGISTER AS KIDNAPPER - POST 7/24/99	1	25.0%	36.1	3	75.0%	4.1	4	12.1
FAILURE TO REGISTER AS SEX OFFENDER - POST 7/24/99	8	5.1%	20.3	150	94.9%	3.2	158	4.1
FAILURE TO REGISTER AS SEX OFFENDER 2+ (POST 06/07/06)	27	71.1%	29.9	11	28.9%	8.4	38	23.7
FAILURE TO REGISTER AS SEX OFFENDER 3+ (POST 06/10/2010)	71	81.6%	32.2	16	18.4%	5.9	87	27.4
FAILURE TO REGISTER AS SEX OFFENDER 3+ (POST 06/10/2010) [Attempt]	1	100.0%	16.5	0	0.0%	0.0	1	16.5
FALSE VERIFICATION FOR WELFARE	0	0.0%	0.0	1	100.0%	1.0	1	1.0
FORGED PRESCRIP - VUCSA - 1ST OFFENSE	0	0.0%	0.0	3	100.0%	0.5	3	0.5
FORGED PRESCRIP - VULDA	0	0.0%	0.0	1	100.0%	1.0	1	1.0
FORGERY	25	18.5%	20.4	110	81.5%	1.5	135	5.0
FRAUDULENT CREDIT UNION DEPOSIT	0	0.0%	0.0	1	100.0%	0.0	1	0.0
HARASSMENT	89	25.8%	27.5	256	74.2%	2.6	345	9.0
HARMING A POLICE DOG	0	0.0%	0.0	1	100.0%	3.0	1	3.0
HATE CRIME (since 07/28/2019, previously MALICIOUS HARASSMENT)	3	25.0%	17.7	9	75.0%	5.8	12	8.8
HIT AND RUN - DEATH (POST 7/21/01)	7	70.0%	58.6	3	30.0%	5.0	10	42.5
HIT AND RUN - DEATH (POST 7/21/01) [Conspiracy]	1	100.0%	34.5	0	0.0%	0.0	1	34.5
HIT AND RUN - INJURY (POST 6/7/00)	21	32.3%	28.7	44	67.7%	2.8	65	11.2
HOMICIDE BY ABUSE (POST 7/24/99)	2	100.0%	390.0	0	0.0%	0.0	2	390.0
HOMICIDE BY WATERCRAFT-DISREGARD SAFETY	1	100.0%	36.0	0	0.0%	0.0	1	36.0
IDENTITY THEFT 1 (POST 7/21/01)	29	56.9%	46.9	22	43.1%	1.4	51	27.3
IDENTITY THEFT 1 (POST 7/21/01) [Attempt]	4	80.0%	50.4	1	20.0%	6.0	5	41.6
IDENTITY THEFT 2 (POST 7/21/01)	134	43.4%	28.8	175	56.6%	2.1	309	13.7
ILLEGAL TRANSFER OF MOTOR VEHICLE CERTIFICATE	0	0.0%	0.0	45	100.0%	1.8	45	1.8
IMITATION CONTROL SUBSTANCE - DIST TO MINOR (POST 7/89)	1	100.0%	29.8	0	0.0%	0.0	1	29.8
INCENDIARY DEVICES (POST 7/24/99)	0	0.0%	0.0	1	100.0%	3.0	1	3.0
INCEST 1	4	100.0%	59.3	0	0.0%	0.0	4	59.3
INCEST 2	2	66.7%	17.0	1	33.3%	0.0	3	11.3

NOTE: \* Calculations of average sentence length exclude life/death sentences.  
\*\* Non-prison includes non-confinement sentences as well as jail sentences.

OFFENSE	PRISON			NON-PRISON **			TOTAL	
	N	%	Month	N	%	Months	N	Months
INCITING CRIMINAL PROFITEERING	1	100.0%	60.0	0	0.0%	0.0	1	60.0
INDECENT EXPOSURE (POST 7/24/99) L4	8	66.7%	26.8	4	33.3%	3.8	12	19.1
INDECENT EXPOSURE (UNRANKED)	3	14.3%	39.0	18	85.7%	8.7	21	13.1
INDECENT LIBERTIES - DD VICTIM (POST 7/90)	20	90.9%	55.6	2	9.1%	6.5	22	51.1
INDECENT LIBERTIES - DD VICTIM (POST 7/90) [Attempt]	2	100.0%	22.1	0	0.0%	0.0	2	22.1
INDECENT LIBERTIES BY HEALTHCARE PROVIDER	0	0.0%	0.0	2	100.0%	12.0	2	12.0
INDECENT LIBERTIES W/FRAIL ELDER/ VULNERABLE ADULT VICTIM	0	0.0%	0.0	6	100.0%	5.6	6	5.6
INDECENT LIBERTIES WITH FORCE (POST 8/31/01) (.712)	8	100.0%	82.1	0	0.0%	0.0	8	82.1
INSURANCE FRAUD - FALSE CLAIMS	0	0.0%	0.0	1	100.0%	0.0	1	0.0
INSURANCE FRAUD - PROP DESTRUCT/SECRET/INJURE	0	0.0%	0.0	5	100.0%	1.7	5	1.7
INTERFERENCE WITH PERSON PERFORMING OFFICIAL DUTIES	0	0.0%	0.0	1	100.0%	3.1	1	3.1
INTIMIDATING A JUDGE	2	66.7%	57.5	1	33.3%	1.5	3	38.8
INTIMIDATING A PUBLIC SERVANT	2	66.7%	22.0	1	33.3%	8.0	3	17.3
INTIMIDATING A WITNESS	6	66.7%	77.1	3	33.3%	1.1	9	51.8
INTRODUCING CONTRABAND 1	0	0.0%	0.0	1	100.0%	0.0	1	0.0
INTRODUCING CONTRABAND 2	2	50.0%	44.6	2	50.0%	0.5	4	22.6
KIDNAPPING 1	13	100.0%	180.3	0	0.0%	0.0	13	180.3
KIDNAPPING 1 [Attempt]	1	100.0%	52.0	0	0.0%	0.0	1	52.0
KIDNAPPING 1 [Life]	1	100.0%	Life	0	0.0%	0.0	1	Life
KIDNAPPING 2	10	90.9%	42.5	1	9.1%	0.0	11	38.6
KIDNAPPING 2 [Attempt]	1	50.0%	102.0	1	50.0%	6.0	2	54.0
LEADING ORGANIZED CRIME	1	100.0%	67.0	0	0.0%	0.0	1	67.0
LEADING ORGANIZED CRIME [Attempt]	1	100.0%	54.0	0	0.0%	0.0	1	54.0
LOTTERY ACT VIOLATION	0	0.0%	0.0	1	100.0%	3.0	1	3.0
LURING OF MINOR OR DEVELOPMENTAL DISABILITY PERSON	0	0.0%	0.0	3	100.0%	0.7	3	0.7
MAIL THEFT	0	0.0%	0.0	10	100.0%	1.4	10	1.4
MAINTAIN BUCKET SHOP	0	0.0%	0.0	1	100.0%	3.3	1	3.3
MAINTAIN PLACE FOR DRUGS - 1ST OFFENSE (POST 7/24/99)	1	25.0%	24.0	3	75.0%	0.3	4	6.3
MAINTAIN PLACE FOR DRUGS - 1ST OFFENSE (POST 7/24/99) [Conspiracy]	0	0.0%	0.0	1	100.0%	0.2	1	0.2
MALICIOUS INJURY TO RAILROAD PROPERTY (POST 7/24/99)	0	0.0%	0.0	2	100.0%	1.5	2	1.5
MALICIOUS INJURY TO RAILROAD PROPERTY (POST 7/24/99) [Attempt]	0	0.0%	0.0	1	100.0%	9.0	1	9.0
MALICIOUS MISCHIEF 1	15	21.4%	28.5	55	78.6%	2.2	70	7.9

NOTE: \* Calculations of average sentence length exclude life/death sentences.  
\*\* Non-prison includes non-confinement sentences as well as jail sentences.

OFFENSE	PRISON			NON-PRISON **			TOTAL	
	N	%	Month	N	%	Months	N	Months
MALICIOUS MISCHIEF 1 [Attempt]	0	0.0%	0.0	1	100.0%	1.4	1	1.4
MALICIOUS MISCHIEF 2	42	15.6%	17.8	227	84.4%	2.2	269	4.6
MALICIOUS PLACEMENT OF EXPLOSIVES 3 (POST 7/26/97)	0	0.0%	0.0	1	100.0%	0.0	1	0.0
MALICIOUS PROSECUTION	0	0.0%	0.0	2	100.0%	1.8	2	1.8
MANSLAUGHTER 1 (POST 7/26/97)	38	97.4%	125.5	1	2.6%	1.8	39	122.3
MANSLAUGHTER 1 (POST 7/26/97) [Conspiracy]	2	100.0%	93.0	0	0.0%	0.0	2	93.0
MANSLAUGHTER 2 (POST 7/26/97)	30	96.8%	66.8	1	3.2%	0.0	31	64.7
MFG DEL POS W/I CANNABIS - 1ST OFFENSE	2	11.1%	18.0	16	88.9%	1.5	18	3.3
MFG DEL POS W/I CANNABIS - 1ST OFFENSE [Conspiracy]	0	0.0%	0.0	1	100.0%	6.0	1	6.0
MFG DEL POS W/I CANNABIS - SCHOOL ZONE	0	0.0%	0.0	2	100.0%	3.0	2	3.0
MFG DEL POS W/I HER (POST 6/30/02) (L7)	26	76.5%	50.5	8	23.5%	2.4	34	39.2
MFG DEL POS W/I HER (POST 6/30/02) (L7) [Attempt]	0	0.0%	0.0	4	100.0%	3.3	4	3.3
MFG DEL POS W/I HER (POST 6/30/02) (L7) [Conspiracy]	0	0.0%	0.0	35	100.0%	2.1	35	2.1
MFG DEL POS W/I HER (POST 6/30/02) (L7) [Solicitation]	0	0.0%	0.0	1	100.0%	1.0	1	1.0
MFG DEL POS W/I HER COC - SUBSEQ (POST 6/30/02) (L7)	1	100.0%	72.0	0	0.0%	0.0	1	72.0
MFG DEL POS W/I IMITATION CONTROLLED SUBSTANCE (POST 7/89)	1	100.0%	14.0	0	0.0%	0.0	1	14.0
MFG DEL POS W/I OTH,EXC MJ/METH/AMP/FLUN-SCHOOL ZONE (POST 6/98)	1	50.0%	44.0	1	50.0%	0.0	2	22.0
MFG DEL POS W/I SCH I/II NARC OR FLUNT SUBSEQ	6	85.7%	101.7	1	14.3%	0.0	7	87.1
MFG DEL POS W/I SCH I/II NARC OR FLUNT-1ST OFF	245	81.4%	47.0	56	18.6%	1.5	301	38.6
MFG DEL POS W/I SCH I/II NARC OR FLUNT-1ST OFF [Attempt]	2	8.7%	24.0	21	91.3%	4.4	23	6.1
MFG DEL POS W/I SCH I/II NARC OR FLUNT-1ST OFF [Conspiracy]	4	3.2%	15.0	121	96.8%	2.4	125	2.8
MFG DEL POS W/I SCH I/II NARC OR FLUNT-1ST OFF [Solicitation]	1	50.0%	15.0	1	50.0%	9.0	2	12.0
MFG METH - 1ST OFFENSE (POST 6/30/98)	0	0.0%	0.0	1	100.0%	0.0	1	0.0
MONEY LAUNDERING	0	0.0%	0.0	35	100.0%	2.6	35	2.6
MORTGAGE FRAUD	0	0.0%	0.0	4	100.0%	0.3	4	0.3
MURDER 1 (7/1/90-7/24/99)	4	100.0%	394.9	0	0.0%	0.0	4	394.9
MURDER 1 (POST 7/24/99)	48	100.0%	482.9	0	0.0%	0.0	48	482.9
MURDER 1 (POST 7/24/99) [Attempt]	9	100.0%	584.8	0	0.0%	0.0	9	584.8
MURDER 1 (POST 7/24/99) [Conspiracy]	3	100.0%	464.8	0	0.0%	0.0	3	464.8
MURDER 1 (POST 7/24/99) [Solicitation]	1	100.0%	84.0	0	0.0%	0.0	1	84.0
MURDER 1 (POST 7/24/99) [Life]	1	100.0%	Life	0	0.0%	0.0	1	Life

NOTE: \* Calculations of average sentence length exclude life/death sentences.  
\*\* Non-prison includes non-confinement sentences as well as jail sentences.

OFFENSE	PRISON			NON-PRISON **			TOTAL	
	N	%	Month	N	%	Months	N	Months
MURDER 1 (PRE 7/1/90)	1	100.0%	300.0	0	0.0%	0.0	1	300.0
MURDER 2 ( POST 7/24/99)	95	100.0%	234.1	0	0.0%	0.0	95	234.1
MURDER 2 ( POST 7/24/99) [Attempt]	7	100.0%	240.1	0	0.0%	0.0	7	240.1
MURDER 2 ( POST 7/24/99) [Solicitation]	1	100.0%	165.0	0	0.0%	0.0	1	165.0
MURDER 2 ( POST 7/24/99) [Life]	1	100.0%	Life	0	0.0%	0.0	1	Life
MURDER 2 ( POST 7/24/99) [Life] [Attempt]	1	100.0%	Life	0	0.0%	0.0	1	Life
MURDER 2 (7/1/90-7/24/99)	1	100.0%	403.0	0	0.0%	0.0	1	403.0
MURDER 2 (7/1/90-7/24/99) [Attempt]	1	100.0%	168.0	0	0.0%	0.0	1	168.0
ORGANIZED RETAIL THEFT 1	16	59.3%	28.7	11	40.7%	5.8	27	19.4
ORGANIZED RETAIL THEFT 2	18	23.1%	25.8	60	76.9%	2.0	78	7.5
OVER 18- DELIVER CONTROLLED SUBSTANCE TO MINOR (POST 07/01/2004)	1	100.0%	110.0	0	0.0%	0.0	1	110.0
PERJURY 2	0	0.0%	0.0	3	100.0%	0.7	3	0.7
PHYSICAL CONTROL VEHICLE UNDER THE INFLUENCE (FELONY) POST (07/23/17)	4	66.7%	31.3	2	33.3%	8.9	6	23.8
POSS OF A STOLEN FIREARM	22	66.7%	48.4	11	33.3%	1.4	33	32.7
POSS OF CONTROL SUBSTANCE - BY PRISONERS	0	0.0%	0.0	83	100.0%	2.6	83	2.6
POSS OF DEADLY WEAPON BY PRISONER	0	0.0%	0.0	5	100.0%	6.8	5	6.8
POSS OF DEPICTION OF MINOR 1ST DEGREE (POST 06/07/06)	55	91.7%	45.4	5	8.3%	7.6	60	42.3
POSS OF DEPICTION OF MINOR 2ND DEGREE (06/07/06-07/23/2017)	0	0.0%	0.0	1	100.0%	2.6	1	2.6
POSS OF DEPICTION OF MINORS 2ND DEGREE (POST 07/23/2017)	6	24.0%	45.7	19	76.0%	3.9	25	14.0
POSS OF DEPICTION OF MINORS 2ND DEGREE (POST 07/23/2017) [Attempt]	1	50.0%	39.8	1	50.0%	6.8	2	23.3
POSSESSION OF MACHINE GUN OR SHORT BARREL SHOTGUN (POST 7/24/99)	1	11.1%	27.8	8	88.9%	3.1	9	5.8
POSSESSION OF STOLEN MAIL	0	0.0%	0.0	22	100.0%	4.4	22	4.4
POSSESSION OF STOLEN PROPERTY 1	8	38.1%	32.4	13	61.9%	2.8	21	14.0
POSSESSION OF STOLEN PROPERTY 2	52	26.1%	18.7	147	73.9%	1.8	199	6.2
POSSESSION OF STOLEN VEHICLE	368	54.7%	35.3	305	45.3%	2.1	673	20.3
POSSESSION OF STOLEN VEHICLE [Attempt]	13	81.3%	28.1	3	18.8%	4.7	16	23.7
PRISON RIOT	44	88.0%	23.0	6	12.0%	6.7	50	21.1
PRISON RIOT [Attempt]	2	50.0%	39.0	2	50.0%	9.5	4	24.3
PROMOTING PROSTITUTION 1	3	100.0%	48.0	0	0.0%	0.0	3	48.0
PROMOTING PROSTITUTION 1 [Life]	1	100.0%	Life	0	0.0%	0.0	1	Life
PROMOTING PROSTITUTION 2	2	16.7%	33.0	10	83.3%	3.0	12	8.0
RAPE 1 (POST 8/31/01) (.712)	4	100.0%	366.5	0	0.0%	0.0	4	366.5
RAPE 1 (POST 8/31/01) (.712) [Attempt]	1	100.0%	156.8	0	0.0%	0.0	1	156.8

NOTE: \* Calculations of average sentence length exclude life/death sentences.  
\*\* Non-prison includes non-confinement sentences as well as jail sentences.

OFFENSE	PRISON			NON-PRISON **			TOTAL	
	N	%	Month	N	%	Months	N	Months
RAPE 2 (POST 8/31/01) (.712)	25	100.0%	160.2	0	0.0%	0.0	25	160.2
RAPE 2 (POST 8/31/01) (.712) [Attempt]	2	100.0%	79.0	0	0.0%	0.0	2	79.0
RAPE 2 (POST 8/31/01) (.712) [Life]	2	100.0%	Life	0	0.0%	0.0	2	Life
RAPE 3	23	42.6%	37.2	31	57.4%	7.6	54	20.2
RAPE OF A CHILD 1 (7/27/97 - 8/31/01)	0	0.0%	0.0	1	100.0%	3.0	1	3.0
RAPE OF A CHILD 1 <18 (POST 8/31/01)	2	66.7%	78.0	1	33.3%	12.0	3	56.0
RAPE OF A CHILD 1 >17 (POST 8/31/01) (.712)	70	100.0%	178.8	0	0.0%	0.0	70	178.8
RAPE OF A CHILD 1 >17 (POST 8/31/01) (.712) [Attempt]	3	100.0%	88.2	0	0.0%	0.0	3	88.2
RAPE OF A CHILD 1 >17 (POST 8/31/01) (.712) [Life]	2	100.0%	Life	0	0.0%	0.0	2	Life
RAPE OF A CHILD 2 >17 (POST 8/31/01) (.712)	35	100.0%	130.1	0	0.0%	0.0	35	130.1
RAPE OF A CHILD 2 >17 (POST 8/31/01) (.712) [Attempt]	21	100.0%	94.5	0	0.0%	0.0	21	94.5
RAPE OF A CHILD 3 (POST 7/90)	38	82.6%	32.6	8	17.4%	4.3	46	27.7
RECKLESS BURNING 1	3	6.4%	24.0	44	93.6%	3.3	47	4.6
RENDERING CRIMINAL ASSISTANCE 1 (POST 07/01/2010)	10	32.3%	22.1	21	67.7%	5.0	31	10.5
REPEAT VOTING	0	0.0%	0.0	2	100.0%	0.5	2	0.5
RESIDENTIAL BURGLARY (POST 7/90)	214	53.2%	36.8	188	46.8%	2.9	402	21.0
RESIDENTIAL BURGLARY (POST 7/90) [Attempt]	14	27.5%	33.1	37	72.5%	3.6	51	11.7
RETAIL THEFT WITH EXTENUATING CIRCUMSTANCES 2	8	32.0%	17.4	17	68.0%	2.4	25	7.2
RETAIL THEFT WITH EXTENUATING CIRCUMSTANCES 3	0	0.0%	0.0	285	100.0%	2.1	285	2.1
ROBBERY 1	153	96.8%	97.0	5	3.2%	1.0	158	94.0
ROBBERY 1 [Attempt]	19	95.0%	65.2	1	5.0%	0.0	20	61.9
ROBBERY 1 [Conspiracy]	3	100.0%	35.1	0	0.0%	0.0	3	35.1
ROBBERY 2	158	62.0%	39.1	97	38.0%	4.8	255	26.0
ROBBERY 2 [Attempt]	14	38.9%	36.3	22	61.1%	4.2	36	16.7
SALE OR RECEIPT OF PRECURSOR DRUG	0	0.0%	0.0	1	100.0%	4.0	1	4.0
SEXUAL EXPLOITATION (POST 6/30/01)	13	92.9%	88.8	1	7.1%	3.0	14	82.7
SEXUAL EXPLOITATION (POST 6/30/01) [Attempt]	0	0.0%	0.0	1	100.0%	6.0	1	6.0
SEXUAL MISCONDUCT 1 (POST 7/90)	1	33.3%	36.0	2	66.7%	6.0	3	16.0
STALKING (POST 6/30/00)	2	100.0%	161.0	0	0.0%	0.0	2	161.0
STALKING (POST 7/28/13)	18	60.0%	41.8	12	40.0%	2.5	30	26.1
STALKING (POST 7/28/13) [Attempt]	1	50.0%	13.0	1	50.0%	2.7	2	7.8
TAKING MOTOR VEHICLE WITHOUT PERMISSION 1 (POST 6/12/02)	2	100.0%	92.0	0	0.0%	0.0	2	92.0
TAKING MOTOR VEHICLE WITHOUT PERMISSION 1 (POST 6/12/02) [Attempt]	1	100.0%	31.5	0	0.0%	0.0	1	31.5

NOTE: \* Calculations of average sentence length exclude life/death sentences.  
\*\* Non-prison includes non-confinement sentences as well as jail sentences.

OFFENSE	PRISON			NON-PRISON **			TOTAL	
	N	%	Month	N	%	Months	N	Months
TAKING MOTOR VEHICLE WITHOUT PERMISSION 2 (POST 6/12/02)	248	28.9%	20.3	610	71.1%	1.8	858	7.1
TAMPERING WITH A WITNESS	22	50.0%	27.6	22	50.0%	3.5	44	15.5
TELEPHONE HARASSMENT (POST 7/24/99)	0	0.0%	0.0	2	100.0%	0.9	2	0.9
THEFT 1	60	30.9%	30.6	134	69.1%	2.8	194	11.4
THEFT 1 [Attempt]	5	35.7%	31.8	9	64.3%	3.4	14	13.6
THEFT 1 [Conspiracy]	1	100.0%	18.8	0	0.0%	0.0	1	18.8
THEFT 1 - WELFARE FRAUD	2	28.6%	15.4	5	71.4%	2.4	7	6.1
THEFT 2	103	16.7%	19.8	512	83.3%	1.9	615	4.9
THEFT FROM A VULNERABLE ADULT 1	4	80.0%	39.0	1	20.0%	0.0	5	31.2
THEFT FROM A VULNERABLE ADULT 2	1	33.3%	12.8	2	66.7%	2.0	3	5.6
THEFT OF A FIREARM (POST 7/22/95)	23	69.7%	45.5	10	30.3%	0.8	33	31.9
THEFT OF A FIREARM (POST 7/22/95) [Attempt]	2	66.7%	15.8	1	33.3%	11.3	3	14.3
THEFT OF MOTOR VEHICLE	109	50.2%	30.5	108	49.8%	2.3	217	16.5
THEFT OF MOTOR VEHICLE [Attempt]	16	44.4%	27.8	20	55.6%	2.6	36	13.8
THEFT OF RENTAL OR LEASED PROPERTY (\$250-\$1,500)	0	0.0%	0.0	4	100.0%	0.5	4	0.5
THEFT OF RENTAL OR LEASED PROPERTY (>\$1,500)	0	0.0%	0.0	3	100.0%	0.5	3	0.5
THEFT W/ INTENT RESELL 2	0	0.0%	0.0	6	100.0%	1.8	6	1.8
THREATS TO BOMB (POST 7/89)	0	0.0%	0.0	6	100.0%	3.9	6	3.9
TRAFFICKING 1ST DEGREE	1	100.0%	336.0	0	0.0%	0.0	1	336.0
TRAFFICKING 2ND DEGREE	1	100.0%	209.0	0	0.0%	0.0	1	209.0
TRAFFICKING IN STOLEN PROPERTY 1	41	42.3%	27.8	56	57.7%	2.6	97	13.3
TRAFFICKING IN STOLEN PROPERTY 1 [Attempt]	0	0.0%	0.0	1	100.0%	11.3	1	11.3
TRAFFICKING IN STOLEN PROPERTY 2	17	34.7%	29.2	32	65.3%	2.5	49	11.8
UNLAWFUL FISH AND SHELLFISH CATCH ACCOUNTING 1ST DEGREE	0	0.0%	0.0	1	100.0%	0.0	1	0.0
UNLAWFUL HUNTING BIG GAME - 1ST	0	0.0%	0.0	1	100.0%	0.3	1	0.3
UNLAWFUL IMPRISONMENT	26	38.2%	28.6	42	61.8%	3.4	68	13.0
UNLAWFUL ISSUANCE OF CHECKS OR DRAFTS	0	0.0%	0.0	2	100.0%	1.0	2	1.0
UNLAWFUL POSSESSION OF FIREARM 1	217	93.1%	62.7	16	6.9%	3.4	233	58.6
UNLAWFUL POSSESSION OF FIREARM 1 [Attempt]	3	100.0%	23.8	0	0.0%	0.0	3	23.8
UNLAWFUL POSSESSION OF FIREARM 2	240	37.6%	30.8	398	62.4%	4.2	638	14.2
UNLAWFUL POSSESSION OF PAYMENT INSTRUMENTS	1	16.7%	22.0	5	83.3%	0.6	6	4.1
UNLAWFUL PRODUCTION OF PAYMENT INSTRUMENTS	0	0.0%	0.0	1	100.0%	0.0	1	0.0
UNLAWFUL SUBLEASING OF MOTOR VEHICLE	0	0.0%	0.0	2	100.0%	2.7	2	2.7

NOTE: \* Calculations of average sentence length exclude life/death sentences.  
\*\* Non-prison includes non-confinement sentences as well as jail sentences.



OFFENSE	PRISON			NON-PRISON **			TOTAL	
	N	%	Month	N	%	Months	N	Months
UNLAWFUL USE OF FORTIFIED BUILDING (POST 1988)	0	0.0%	0.0	3	100.0%	2.5	3	2.5
UNSAFE STORAGE OF FIREARM IN 1ST DEGREE	0	0.0%	0.0	4	100.0%	1.4	4	1.4
USE BUILDING FOR DRUGS (POST 7/24/99)	0	0.0%	0.0	9	100.0%	1.5	9	1.5
USE OF PROCEEDS OF CRIMINAL PROFITEERING [Attempt]	0	0.0%	0.0	1	100.0%	2.1	1	2.1
VEHICLE PROWL 1	2	33.3%	17.0	4	66.7%	1.3	6	6.5
VEHICLE PROWL 2 (3RD OR SUBS - POST 2013)	8	66.7%	46.9	4	33.3%	2.0	12	31.9
VEHICULAR ASSAULT DISREGARD SAFETY (POST 7/21/01)	12	16.7%	41.9	60	83.3%	2.4	72	9.0
VEHICULAR ASSAULT DISREGARD SAFETY (POST 7/21/01) [Attempt]	0	0.0%	0.0	4	100.0%	4.7	4	4.7
VEHICULAR ASSAULT UNDER INFL/RECKLESS (POST 7/21/01)	40	35.4%	28.2	73	64.6%	5.5	113	13.5
VEHICULAR HOMICIDE - DISREGARD SAFETY OF OTHERS (POST 6/5/96)	25	71.4%	44.8	10	28.6%	5.9	35	33.7
VEHICULAR HOMICIDE - DISREGARD SAFETY OF OTHERS (POST 6/5/96) [Solicitation]	0	0.0%	0.0	1	100.0%	3.0	1	3.0
VEHICULAR HOMICIDE - DRUNK (L11) (POST 07/28/2013)	47	100.0%	111.6	0	0.0%	0.0	47	111.6
VEHICULAR HOMICIDE - RECKLESS MANNER (POST 06/19/2016)	13	100.0%	142.3	0	0.0%	0.0	13	142.3
VIEW DEPICTION OF MINOR ENGAGED SEX CONDUCT 1ST DEGREE	0	0.0%	0.0	1	100.0%	6.0	1	6.0
VIEW DEPICTION OF MINOR ENGAGED SEX CONDUCT 2ND DEG	0	0.0%	0.0	7	100.0%	2.2	7	2.2
VOYEURISM (POST 06/07/06)	4	18.2%	62.0	18	81.8%	2.8	22	13.6
	<b>6,403</b>	<b>41.7%</b>	<b>52.6</b>	<b>8,967</b>	<b>58.3%</b>	<b>2.8</b>	<b>15,370</b>	<b>23.5</b>

NOTE: \* Calculations of average sentence length exclude life/death sentences.  
\*\* Non-prison includes non-confinement sentences as well as jail sentences.

**Table 3A. Sentencing Grid Frequencies  
Fiscal Year 2024**

SERIOUSNESS LEVEL	OFFENDER SCORE										TOTAL	
	0	1	2	3	4	5	6	7	8	9		
XVI	12	0	0	0	0	0	0	0	0	0	0	12
XV	12	3	3	6	3	4	3	3	5	22	64	
XIV	44	11	13	6	7	8	4	6	1	10	110	
XIII	1	0	1	1	0	0	0	0	0	0	3	
XII	48	10	25	28	10	6	12	6	6	40	191	
XI	70	10	16	29	9	4	18	4	4	22	186	
X	43	4	3	19	5	5	14	1	1	16	111	
IX	28	20	15	18	20	19	23	15	14	50	222	
VIII	22	9	4	2	3	4	4	3	2	7	60	
VII	72	31	47	61	40	27	52	26	23	139	518	
VI	38	16	8	27	3	6	23	6	1	36	164	
V	130	30	53	76	65	65	59	43	39	276	836	
IV	494	247	248	196	195	122	95	77	66	348	2,088	
III	1,088	575	491	311	294	212	245	133	129	568	4,046	
II	377	194	139	136	100	83	98	104	64	611	1,906	
I	619	360	222	268	205	151	127	112	123	528	2,715	
Unranked	1,578	0	0	0	0	0	0	0	0	0	1,578	
<b>TOTAL</b>	<b>4,676</b>	<b>1,520</b>	<b>1,288</b>	<b>1,184</b>	<b>959</b>	<b>716</b>	<b>777</b>	<b>539</b>	<b>478</b>	<b>2,673</b>	<b>14,810</b>	

NOTE: The shaded area in the table indicates offenses with presumptive sentences of one year or less (non-prison). Sentences imposed under the Drug Grid are excluded.

**Table 3B. Drug Sentencing Grid Frequencies  
Fiscal Year 2024**

SERIOUSNESS LEVEL	OFFENDER SCORE			TOTAL
	0 - 2	3 - 5	6 - 9	
III	14 2.5%	5 0.9%	9 1.6%	28 5.0%
II	189 33.8%	117 20.9%	193 34.5%	499 89.1%
I	25 4.5%	3 0.5%	5 0.9%	33 5.9%
<b>TOTAL</b>	<b>228</b> 40.7%	<b>125</b> 22.3%	<b>207</b> 37.0%	<b>560</b> 100.0%

**Table 4. Number of Sentences for Violent and Nonviolent Offenses  
by Facility Type and County  
Fiscal Year 2024**

COUNTY	VIOLENT			NONVIOLENT			TOTAL			TOTAL
	Jail	Prison	Other*	Jail	Prison	Other*	Jail	Prison	Other*	
Adams	1	4	0	12	9	3	13	13	3	29
Asotin	4	14	1	54	42	16	58	56	17	131
Benton	12	54	0	217	151	71	229	205	71	505
Chelan	3	20	0	168	48	20	171	68	20	259
Clallam	2	11	2	46	34	13	48	45	15	108
Clark	29	126	6	655	375	44	684	501	50	1,235
Columbia	0	0	0	6	11	1	6	11	1	18
Cowlitz	8	61	3	304	199	103	312	260	106	678
Douglas	2	7	0	41	27	10	43	34	10	87
Ferry	1	3	0	6	2	1	7	5	1	13
Franklin	5	25	0	130	89	22	135	114	22	271
Garfield	0	1	0	3	3	0	3	4	0	7
Grant	7	35	1	145	110	33	152	145	34	331
Grays Harbor	15	18	0	109	73	18	124	91	18	233
Island	9	10	0	36	26	1	45	36	1	82
Jefferson	2	6	0	15	15	5	17	21	5	43
King	79	283	9	621	555	297	700	838	306	1,844
Kitsap	24	61	0	196	151	57	220	212	57	489
Kittitas	5	6	0	78	31	2	83	37	2	122
Klickitat	1	5	1	28	17	2	29	22	3	54
Lewis	6	42	2	312	195	64	318	237	66	621
Lincoln	0	0	0	9	9	1	9	9	1	19
Mason	1	17	1	51	55	15	52	72	16	140
Okanogan	4	11	0	63	53	6	67	64	6	137
Pacific	6	4	0	23	4	1	29	8	1	38
Pend Oreille	0	0	0	3	1	6	3	1	6	10
Pierce	63	309	10	1,006	831	121	1,069	1,140	131	2,340
San Juan	0	0	0	9	9	0	9	9	0	18
Skagit	18	47	0	229	174	20	247	221	20	488
Skamania	0	2	3	9	5	0	9	7	3	19
Snohomish	29	102	10	191	252	80	220	354	90	664
Spokane	56	160	19	1,104	446	252	1,160	606	271	2,037
Stevens	6	10	0	103	66	26	109	76	26	211
Thurston	21	54	4	214	166	42	235	220	46	501
Wahkiakum	1	0	0	5	5	0	6	5	0	11
Walla Walla	5	10	1	65	32	16	70	42	17	129
Whatcom	11	47	1	201	164	38	212	211	39	462
Whitman	5	1	0	32	11	8	37	12	8	57
Yakima	43	98	3	434	293	58	477	391	61	929
<b>TOTAL</b>	<b>484</b>	<b>1,664</b>	<b>77</b>	<b>6,933</b>	<b>4,739</b>	<b>1,473</b>	<b>7,417</b>	<b>6,403</b>	<b>1,550</b>	<b>15,370</b>
	<b>21.8%</b>	<b>74.8%</b>	<b>3.5%</b>	<b>52.7%</b>	<b>36.1%</b>	<b>11.2%</b>	<b>48.3%</b>	<b>41.7%</b>	<b>10.1%</b>	

\* Other sentence includes non-confinement sentences such as the Residential Drug Offender Sentencing Alternative, Parenting Alternative, and Mental Health Alternative.

**Table 5. Percentage of Sentences for Violent and Nonviolent Offenses by Facility Type and County  
Fiscal Year 2024**

COUNTY	VIOLENT		NONVIOLENT		TOTAL	
	Jail	Prison	Jail	Prison	Jail	Prison
Adams	20.0%	80.0%	57.1%	42.9%	50.0%	50.0%
Asotin	22.2%	77.8%	56.3%	43.8%	50.9%	49.1%
Benton	18.2%	81.8%	59.0%	41.0%	52.8%	47.2%
Chelan	13.0%	87.0%	77.8%	22.2%	71.5%	28.5%
Clallam	15.4%	84.6%	57.5%	42.5%	51.6%	48.4%
Clark	18.7%	81.3%	63.6%	36.4%	57.7%	42.3%
Columbia	n.a.	n.a.	35.3%	64.7%	35.3%	64.7%
Cowlitz	11.6%	88.4%	60.4%	39.6%	54.5%	45.5%
Douglas	22.2%	77.8%	60.3%	39.7%	55.8%	44.2%
Ferry	25.0%	75.0%	75.0%	25.0%	58.3%	41.7%
Franklin	16.7%	83.3%	59.4%	40.6%	54.2%	45.8%
Garfield	0.0%	100.0%	50.0%	50.0%	42.9%	57.1%
Grant	16.7%	83.3%	56.9%	43.1%	51.2%	48.8%
Grays Harbor	45.5%	54.5%	59.9%	40.1%	57.7%	42.3%
Island	47.4%	52.6%	58.1%	41.9%	55.6%	44.4%
Jefferson	25.0%	75.0%	50.0%	50.0%	44.7%	55.3%
King	21.8%	78.2%	52.8%	47.2%	45.5%	54.5%
Kitsap	28.2%	71.8%	56.5%	43.5%	50.9%	49.1%
Kittitas	45.5%	54.5%	71.6%	28.4%	69.2%	30.8%
Klickitat	16.7%	83.3%	62.2%	37.8%	56.9%	43.1%
Lewis	12.5%	87.5%	61.5%	38.5%	57.3%	42.7%
Lincoln	n.a.	n.a.	50.0%	50.0%	50.0%	50.0%
Mason	5.6%	94.4%	48.1%	51.9%	41.9%	58.1%
Okanogan	26.7%	73.3%	54.3%	45.7%	51.1%	48.9%
Pacific	60.0%	40.0%	85.2%	14.8%	78.4%	21.6%
Pend Oreille	n.a.	n.a.	75.0%	25.0%	75.0%	25.0%
Pierce	16.9%	83.1%	54.8%	45.2%	48.4%	51.6%
San Juan	n.a.	n.a.	50.0%	50.0%	50.0%	50.0%
Skagit	27.7%	72.3%	56.8%	43.2%	52.8%	47.2%
Skamania	0.0%	100.0%	64.3%	35.7%	56.3%	43.8%
Snohomish	22.1%	77.9%	43.1%	56.9%	38.3%	61.7%
Spokane	25.9%	74.1%	71.2%	28.8%	65.7%	34.3%
Stevens	37.5%	62.5%	60.9%	39.1%	58.9%	41.1%
Thurston	28.0%	72.0%	56.3%	43.7%	51.6%	48.4%
Wahkiakum	100.0%	0.0%	50.0%	50.0%	54.5%	45.5%
Walla Walla	33.3%	66.7%	67.0%	33.0%	62.5%	37.5%
Whatcom	19.0%	81.0%	55.1%	44.9%	50.1%	49.9%
Whitman	83.3%	16.7%	74.4%	25.6%	75.5%	24.5%
Yakima	30.5%	69.5%	59.7%	40.3%	55.0%	45.0%
<b>TOTAL</b>	<b>22.5%</b>	<b>77.5%</b>	<b>59.4%</b>	<b>40.6%</b>	<b>53.7%</b>	<b>46.3%</b>

NOTE: Excludes individuals not sentenced to either jail or prison.

**Table 6. VUCSA\* Dealing and Non-dealing Sentences by County  
Fiscal Year 2024**

<b>COUNTY</b>	<b>DEALING</b>	<b>NON-DEALING</b>	<b>TOTAL</b>
Asotin	5	1	6
Benton	19	2	21
Chelan	27	5	32
Clallam	8	0	8
Clark	37	8	45
Cowlitz	59	12	71
Douglas	11	0	11
Ferry	1	0	1
Franklin	11	5	16
Grant	12	0	12
Grays Harbor	23	1	24
Island	2	0	2
Jefferson	3	0	3
King	95	0	95
Kitsap	20	3	23
Kittitas	8	1	9
Klickitat	2	0	2
Lewis	47	26	73
Lincoln	0	1	1
Mason	2	0	2
Okanogan	9	0	9
Pacific	6	0	6
Pierce	62	2	64
San Juan	3	1	4
Skagit	35	7	42
Skamania	0	1	1
Snohomish	59	3	62
Spokane	76	9	85
Stevens	35	0	35
Thurston	31	5	36
Walla Walla	22	3	25
Whatcom	28	1	29
Whitman	10	0	10
Yakima	32	3	35
<b>TOTAL</b>	<b>800</b>	<b>100</b>	<b>900</b>
	<b>88.9%</b>	<b>11.1%</b>	<b>100.0%</b>

\* Violation of the Uniform Controlled Substance Act.

## Table 7. Sentences with a Deadly Weapon Finding Fiscal Year 2024

The table below lists deadly weapon enhancements, by offense and type of weapon, for those sentences that received a deadly weapon enhancement. Deadly weapon enhancements for offenses committed prior to July 24, 1995 do not distinguish firearms from other deadly weapons. Initiative I-159 ("Hard Time for Armed Crime") provides deadly weapon enhancements for any felony offense committed after July 23, 1995. I-159 enhancements are greater for firearms than for other deadly weapons (see RCW 9.94A.533).

OFFENSE	FIREARMS	NON-FIREARMS	TOTAL
AGGRAVATED MURDER 1 (POST 7/24/99) [Life]	9	3	12
ASSAULT 1 (POST 7/1/90)	13	17	30
ASSAULT 1 (POST 7/1/90) [Attempt]	1	1	2
ASSAULT 1 (POST 7/1/90) [Life]	2	0	2
ASSAULT 2 (POST 7/1/88)	34	54	88
ASSAULT 3 (POST 7/1/88)	3	15	18
ASSAULT OF A CHILD 2	0	1	1
BURGLARY 1	3	0	3
BURGLARY 1 [Life]	1	0	1
BURGLARY 2 (NONDWELLING - POST 7/90)	0	1	1
DEL POS W/II METH - 1ST OFFENSE (POST 6/30/98)	1	0	1
DRIVE-BY-SHOOTING (POST 6/30/97)	1	0	1
HARASSMENT	0	1	1
INTIMIDATING A WITNESS	1	1	2
KIDNAPPING 1	2	2	4
MANSLAUGHTER 1 (POST 7/26/97)	4	3	7
MANSLAUGHTER 2 (POST 7/26/97)	3	3	6
MFG DEL POS W/II HER (POST 6/30/02) (L7)	2	0	2
MFG DEL POS W/II SCH /III NARC OR FLUNT SUBSEQ	1	0	1
MFG DEL POS W/II SCH /III NARC OR FLUNT-1ST OFF	5	3	8
MURDER 1 (7/1/90-7/24/99)	2	1	3
MURDER 1 (POST 7/24/99)	29	7	36
MURDER 1 (POST 7/24/99) [Attempt]	6	2	8
MURDER 1 (POST 7/24/99) [Conspiracy]	2	0	2
MURDER 1 (POST 7/24/99) [Life]	1	0	1
MURDER 2 ( POST 7/24/99)	25	9	34
MURDER 2 ( POST 7/24/99) [Attempt]	1	1	2
MURDER 2 ( POST 7/24/99) [Life] [Attempt]	1	0	1
MURDER 2 (7/1/90-7/24/99)	1	0	1
MURDER 2 (7/1/90-7/24/99) [Attempt]	1	0	1
RAPE 3	0	1	1
ROBBERY 1	18	14	32
ROBBERY 1 [Attempt]	2	0	2
ROBBERY 2	1	11	12
UNLAWFUL USE OF FORTIFIED BUILDING (POST 1988)	0	1	1
<b>TOTAL</b>	<b>176</b>	<b>152</b>	<b>328</b>

**Table 8. Sentences with a Sexual Motivation Finding  
Fiscal Year 2024**

<b>OFFENSES</b>	<b>NUMBER OF SENTENCES WITH SEXUAL MOTIVATION FINDING</b>	<b>TOTAL OF CASES WITH SAME UNDERLYING OFFENSE THAT WAS COMMITTED FOR EACH*</b>
ASSAULT 2 (POST 7/1/88)	6	655
ASSAULT 3 (POST 7/1/88)	5	1,439
ASSAULT OF A CHILD 3	1	42
BURGLARY 1	1	76
INDECENT EXPOSURE (POST 7/24/99) L4	2	12
INDECENT EXPOSURE (UNRANKED)	2	21
KIDNAPPING 1	1	13
KIDNAPPING 2 [Attempt]	1	2
RESIDENTIAL BURGLARY (POST 7/90)	3	402
<b>TOTAL</b>	<b>22</b>	<b>2,662</b>

\* Technically, any felony offense other than a sex offense is eligible for a finding of sexual motivation. This column reflects the total number of sentences for those offenses with at least one sexual motivation finding.



**Table 9. Type of Verdict Imposed by Crime Type  
Fiscal Year 2024**

TYPE OF VERDICT	NONVIOLENT		VIOLENT		TOTAL	
	Number	Percent	Number	Percent	Number	Percent
BENCH TRIAL	210	1.6%	27	1.2%	237	1.5%
JURY TRIAL	160	1.2%	190	8.5%	350	2.3%
GUILTY PLEA	12,775	97.2%	2,008	90.2%	14,783	96.2%
<b>TOTAL</b>	<b>13,145</b>	<b>100.0%</b>	<b>2,225</b>	<b>100.0%</b>	<b>15,370</b>	<b>100.0%</b>

**Table 10. Sentence Departures by Type and Direction  
Fiscal Year 2024**

SENTENCE TYPE	SENTENCE RELATIVE TO THE STANDARD RANGE			
	BELOW	WITHIN	ABOVE	TOTAL
Exceptional*	1,078 74.4%	154 10.6%	217 15.0%	1,449 100.0%
SSOSA** ( 495 Eligible <sup>1</sup> )	47 95.9%	2 4.1%	0 0.0%	49 100.0%
First-time Offender Waiver*** ( 3669 Eligible <sup>1</sup> )	811 67.9%	377 31.5%	7 0.6%	1,195 100.0%
Prison Drug Offender Sentencing Alternative	860 95.3%	42 4.7%	0 0.0%	902 100.0%
Residential Drug Offender Sentencing Alternative	671 95.7%	30 4.3%	0 0.0%	701 100.0%
Parenting Sentencing Alternative	60 93.8%	4 6.3%	0 0.0%	64 100.0%
Mental Health Alternative	244 97.6%	6 2.4%	0 0.0%	250 100.0%
Standard****	42 0.4%	10,687 99.3%	31 0.3%	10,760 100.0%
<b>TOTAL</b>	<b>3,813 24.8%</b>	<b>11,302 73.5%</b>	<b>255 1.7%</b>	<b>15,370 100.0%</b>

\*Exceptional sentences include departures above or below the standard range, as well as sentences in which the court orders a term of confinement within the standard range, but under terms of an exceptional sentence adds conditions not allowed as part of the standard range (e.g., treatment).

\*\*Sex offenders who have no prior felony sex convictions may receive a sentence under the Special Sex Offender Sentencing Alternative (SSOSA) if they are not convicted of a serious violent offense with a sexual motivation finding or of Rape 1, Attempted Rape 1, or Rape 2 and have a current offense and criminal history that permits the court to impose a sentence within the standard range of less than eleven years confinement. Under current law, individuals sentenced under this alternative receive a suspended sentence and may receive up to twelve months in jail, community supervision for three years or the length of the suspended sentence (whichever is greater), inpatient or outpatient sex offender treatment, crime-related prohibitions, and requirements for affirmative conduct. If the violations of the conditions of supervision occur, the original suspended sentence may be imposed.

\*\*\*Individuals are eligible for the First-time Offender Waiver if the current offense is not a violent offense, sex offense or certain drug offenses, and if the person has no prior felony convictions. If the First-time Offender Waiver is used, the standard range is waived and the person may receive up to 90 days in jail, two years of community supervision, crime-related prohibitions, and requirements for affirmative conduct. An aggravated departure occurs when a person with a 0 to 60-day standard range (a Seriousness Level I offense with an offender score of 0) receives a sentence over 60 days (up to 90 days).

\*\*\*\*The Standard Range category includes some sentence departures not resulting from the use of the First-time Offender Waiver, SSOSA or an exceptional sentence. These departures often occur as the result of clerical errors.

<sup>1</sup> These data are not comparable to reports prior to the FY97 report. Prior to FY97, criminal history that had "washed out" was not taken into consideration in determining eligibility.

**Table 11. Sentence Departures by Type and Offense  
Fiscal Year 2024**

OFFENSE	EXCEPTIONAL		SSOSA		FTOW		Prison DOSA		Residential DOSA		FOSA		MHA		TOTAL
	N	%	N	%	N	%	N	%	N	%	N	%	N	%	
ABANDON DEPENDENT PERSONS 2 (POST 06/07/06)	0	0.0%	0	0.0%	0	0.0%	0	0.0%	1	100.0%	0	0.0%	0	0.0%	1
AGGRAVATED MURDER 1 (POST 7/24/99) [Life]	0	0.0%	0	0.0%	0	0.0%	0	0.0%	0	0.0%	0	0.0%	0	0.0%	12
ALIEN IN POSSESSION OF A FIREARM	0	0.0%	0	0.0%	1	50.0%	0	0.0%	0	0.0%	0	0.0%	0	0.0%	2
ANIMAL CRUELTY 1	0	0.0%	0	0.0%	4	22.2%	0	0.0%	0	0.0%	0	0.0%	0	0.0%	18
ANIMAL FIGHTING	0	0.0%	0	0.0%	0	0.0%	0	0.0%	0	0.0%	0	0.0%	0	0.0%	1
ARSON 1	3	14.3%	0	0.0%	0	0.0%	0	0.0%	0	0.0%	0	0.0%	3	14.3%	21
ARSON 1 [Attempt]	0	0.0%	0	0.0%	0	0.0%	0	0.0%	0	0.0%	0	0.0%	0	0.0%	1
ARSON 2	5	12.2%	0	0.0%	0	0.0%	0	0.0%	1	2.4%	0	0.0%	2	4.9%	41
ARSON 2 [Attempt]	1	11.1%	0	0.0%	0	0.0%	0	0.0%	0	0.0%	0	0.0%	1	11.1%	9
ASSAULT 1 (POST 7/1/90)	23	26.4%	0	0.0%	0	0.0%	0	0.0%	0	0.0%	0	0.0%	0	0.0%	87
ASSAULT 1 (POST 7/1/90) [Attempt]	1	10.0%	0	0.0%	0	0.0%	0	0.0%	0	0.0%	0	0.0%	0	0.0%	10
ASSAULT 1 (POST 7/1/90) [Conspiracy]	2	66.7%	0	0.0%	0	0.0%	0	0.0%	0	0.0%	0	0.0%	0	0.0%	3
ASSAULT 1 (POST 7/1/90) [Life]	0	0.0%	0	0.0%	0	0.0%	0	0.0%	0	0.0%	0	0.0%	0	0.0%	2
ASSAULT 2 (POST 7/1/88)	84	12.8%	1	0.2%	0	0.0%	0	0.0%	0	0.0%	0	0.0%	29	4.4%	655
ASSAULT 2 (POST 7/1/88) [Attempt]	2	5.0%	0	0.0%	8	20.0%	4	10.0%	3	7.5%	0	0.0%	0	0.0%	40
ASSAULT 2 (POST 7/1/88) [Life]	0	0.0%	0	0.0%	0	0.0%	0	0.0%	0	0.0%	0	0.0%	0	0.0%	2
ASSAULT 3 (POST 7/1/88)	127	8.8%	1	0.1%	309	21.5%	59	4.1%	60	4.2%	2	0.1%	40	2.8%	1,439
ASSAULT 4 (3rd DOMESTIC VIOLENT OFFENSE)	2	15.4%	0	0.0%	4	30.8%	2	15.4%	0	0.0%	0	0.0%	1	7.7%	13
ASSAULT OF A CHILD 1	0	0.0%	0	0.0%	0	0.0%	0	0.0%	0	0.0%	0	0.0%	0	0.0%	2
ASSAULT OF A CHILD 1 [Attempt]	0	0.0%	0	0.0%	0	0.0%	0	0.0%	0	0.0%	0	0.0%	0	0.0%	1
ASSAULT OF A CHILD 2	3	21.4%	0	0.0%	0	0.0%	0	0.0%	0	0.0%	0	0.0%	1	7.1%	14
ASSAULT OF A CHILD 3	7	16.7%	0	0.0%	13	31.0%	1	2.4%	0	0.0%	1	2.4%	0	0.0%	42
ATTEMPTING TO ELUDE PURSUING POLICE VEHICLE	24	4.2%	0	0.0%	27	4.7%	21	3.7%	37	6.5%	4	0.7%	4	0.7%	569
BAIL JUMP WITH CLASS A (POST 7/89)	0	0.0%	0	0.0%	0	0.0%	0	0.0%	0	0.0%	0	0.0%	0	0.0%	2

SSOSA: Special Sex Offender Sentencing Alternative | FTOW: First-Time Offender Waivers | DOSA: Drug Offender Sentencing Alternative  
FOSA: Family Offender Sentencing Alternative (or Parenting Sentencing Alternative) | MHA: Mental Health Alternative

OFFENSE	EXCEPTIONAL		SSOSA		FTOW		Prison DOSA		Residential DOSA		FOSA		MHA		TOTAL
	N	%	N	%	N	%	N	%	N	%	N	%	N	%	
BAIL JUMP WITH CLASS B OR C (POST 7/89)	1	6.3%	0	0.0%	1	6.3%	3	18.8%	1	6.3%	0	0.0%	0	0.0%	16
BALLOTS VIOLATION	0	0.0%	0	0.0%	0	0.0%	0	0.0%	0	0.0%	0	0.0%	0	0.0%	1
BRIBING A WITNESS	0	0.0%	0	0.0%	1	50.0%	0	0.0%	0	0.0%	0	0.0%	0	0.0%	2
BURGLARY 1	15	19.7%	0	0.0%	0	0.0%	0	0.0%	0	0.0%	0	0.0%	3	3.9%	76
BURGLARY 1 [Attempt]	0	0.0%	0	0.0%	0	0.0%	0	0.0%	0	0.0%	0	0.0%	0	0.0%	5
BURGLARY 1 [Life]	0	0.0%	0	0.0%	0	0.0%	0	0.0%	0	0.0%	0	0.0%	0	0.0%	2
BURGLARY 2 (NONDWELLING - POST 7/90)	74	7.1%	0	0.0%	130	12.5%	155	14.9%	85	8.1%	6	0.6%	18	1.7%	1,043
BURGLARY 2 (NONDWELLING - POST 7/90) [Attempt]	7	6.6%	0	0.0%	11	10.4%	11	10.4%	2	1.9%	2	1.9%	1	0.9%	106
BURGLARY 2 (NONDWELLING - POST 7/90) [Conspiracy]	1	100.0%	0	0.0%	0	0.0%	0	0.0%	0	0.0%	0	0.0%	0	0.0%	1
CHILD MOLEST 1 (7/90 - 8/31/01)	0	0.0%	1	100.0%	0	0.0%	0	0.0%	0	0.0%	0	0.0%	0	0.0%	1
CHILD MOLEST 1 <18 (POST 8/31/01)	2	33.3%	2	33.3%	0	0.0%	0	0.0%	0	0.0%	0	0.0%	0	0.0%	6
CHILD MOLEST 1 >17 (POST 8/31/01) (.712)	6	8.7%	8	11.6%	0	0.0%	0	0.0%	0	0.0%	0	0.0%	0	0.0%	69
CHILD MOLEST 1 >17 (POST 8/31/01) (.712) [Attempt]	0	0.0%	0	0.0%	0	0.0%	0	0.0%	0	0.0%	0	0.0%	0	0.0%	2
CHILD MOLEST 1 >17 (POST 8/31/01) (.712) [Life]	0	0.0%	0	0.0%	0	0.0%	0	0.0%	0	0.0%	0	0.0%	0	0.0%	1
CHILD MOLEST 2 (POST 7/90)	8	13.3%	8	13.3%	0	0.0%	0	0.0%	0	0.0%	0	0.0%	0	0.0%	60
CHILD MOLEST 2 (POST 7/90) [Attempt]	1	12.5%	0	0.0%	0	0.0%	0	0.0%	0	0.0%	0	0.0%	1	12.5%	8
CHILD MOLEST 3 (POST 7/90)	8	24.2%	0	0.0%	0	0.0%	0	0.0%	0	0.0%	0	0.0%	0	0.0%	33
CHILD SELLING/BUYING	0	0.0%	0	0.0%	0	0.0%	0	0.0%	0	0.0%	0	0.0%	0	0.0%	2
COLLECTION OF UNLAWFUL DEBT	0	0.0%	0	0.0%	0	0.0%	0	0.0%	0	0.0%	0	0.0%	0	0.0%	1
COMMER SEX ABUSE A MINOR - PROMOTE (POST 06/10/2010) [Conspiracy]	1	100.0%	0	0.0%	0	0.0%	0	0.0%	0	0.0%	0	0.0%	0	0.0%	1
COMMER SEX ABUSE A MINOR (POST 06/10/2010)	0	0.0%	0	0.0%	0	0.0%	0	0.0%	0	0.0%	0	0.0%	0	0.0%	2
COMMER SEX ABUSE A MINOR (POST 06/10/2010) [Attempt]	0	0.0%	0	0.0%	0	0.0%	0	0.0%	0	0.0%	0	0.0%	0	0.0%	1
COMMUNICATION WITH A MINOR (POST 7/86)	2	6.9%	2	6.9%	0	0.0%	0	0.0%	0	0.0%	0	0.0%	0	0.0%	29
COMPUTER TRESPASS 1	0	0.0%	0	0.0%	0	0.0%	0	0.0%	0	0.0%	0	0.0%	0	0.0%	2

SSOSA: Special Sex Offender Sentencing Alternative | FTOW: First-Time Offender Waivers | DOSA: Drug Offender Sentencing Alternative  
FOSA: Family Offender Sentencing Alternative (or Parenting Sentencing Alternative) | MHA: Mental Health Alternative

OFFENSE	EXCEPTIONAL		SSOSA		FTOW		Prison DOSA		Residential DOSA		FOSA		MHA		TOTAL
	N	%	N	%	N	%	N	%	N	%	N	%	N	%	
CONTROLLED SUBSTANCE HOMICIDE (POST 7/89) - 1ST OFF	2	28.6%	0	0.0%	0	0.0%	1	14.3%	0	0.0%	0	0.0%	0	0.0%	7
CONTROLLED SUBSTANCE HOMICIDE (POST 7/89) - 1ST OFF [Conspiracy]	0	0.0%	0	0.0%	0	0.0%	0	0.0%	0	0.0%	0	0.0%	0	0.0%	2
CONTROLLED SUBSTANCE HOMICIDE (POST 7/89) - SUBSEQ	0	0.0%	0	0.0%	0	0.0%	0	0.0%	0	0.0%	0	0.0%	0	0.0%	1
CRE DEL POS COUNTERFEIT CTRL SUBS NARC 1ST OFF	0	0.0%	0	0.0%	0	0.0%	0	0.0%	0	0.0%	0	0.0%	0	0.0%	1
CRIMINAL IMPERSONATION 1	2	1.5%	0	0.0%	1	0.7%	0	0.0%	2	1.5%	0	0.0%	0	0.0%	135
CRIMINAL MISCHIEF (previously RIOT)	20	5.6%	0	0.0%	7	1.9%	0	0.0%	1	0.3%	0	0.0%	2	0.6%	359
CRIMINAL MISTREATMENT 1 (POST 06/07/06)	1	14.3%	0	0.0%	0	0.0%	1	14.3%	0	0.0%	2	28.6%	0	0.0%	7
CRIMINAL MISTREATMENT 2 (POST 06/07/06)	1	11.1%	0	0.0%	2	22.2%	1	11.1%	0	0.0%	0	0.0%	0	0.0%	9
CRIMINAL SABOTAGE	1	20.0%	0	0.0%	0	0.0%	0	0.0%	0	0.0%	0	0.0%	0	0.0%	5
CUSTODIAL ASSAULT (POST 7/89)	5	13.5%	0	0.0%	2	5.4%	0	0.0%	1	2.7%	0	0.0%	1	2.7%	37
CUSTODIAL INTERFERENCE 1	1	20.0%	0	0.0%	0	0.0%	0	0.0%	0	0.0%	0	0.0%	0	0.0%	5
CYBER HARASSMENT (06/09/2022)	3	50.0%	0	0.0%	1	16.7%	0	0.0%	0	0.0%	0	0.0%	0	0.0%	6
CYBERSTALKING (POST 06/09/2022)	0	0.0%	0	0.0%	0	0.0%	0	0.0%	0	0.0%	0	0.0%	0	0.0%	1
CYBERSTALKING (PRE 06/09/2022)	0	0.0%	0	0.0%	1	33.3%	0	0.0%	0	0.0%	0	0.0%	0	0.0%	3
DEALING DEPICTIONS OF A MINOR 1ST DEGREE (POST 06/10/2010)	2	20.0%	0	0.0%	0	0.0%	0	0.0%	0	0.0%	0	0.0%	0	0.0%	10
DEALING DEPICTIONS OF A MINOR 2ND DEGREE (POST 07/23/2017)	1	16.7%	0	0.0%	0	0.0%	0	0.0%	0	0.0%	0	0.0%	0	0.0%	6
DEFRAUDING A PUBLIC UTILITY 2	0	0.0%	0	0.0%	0	0.0%	0	0.0%	0	0.0%	0	0.0%	0	0.0%	1
DEFRAUDING INNKEEPER, OVER \$75	0	0.0%	0	0.0%	0	0.0%	0	0.0%	0	0.0%	0	0.0%	0	0.0%	3
DEL CONTROLLED SUBSTANCE TO MINOR - OVER 18 YRS	1	33.3%	0	0.0%	0	0.0%	0	0.0%	0	0.0%	0	0.0%	1	33.3%	3
DEL MATERIAL IN LIEU OF CONTROLLED SUBSTANCE (POST 7/89) - 1ST OFF	0	0.0%	0	0.0%	0	0.0%	1	100.0%	0	0.0%	0	0.0%	0	0.0%	1
DEL POS W/I METH - 1ST OFFENSE (POST 6/30/98)	10	7.5%	0	0.0%	0	0.0%	20	15.0%	16	12.0%	4	3.0%	6	4.5%	133

SSOSA: Special Sex Offender Sentencing Alternative | FTOW: First-Time Offender Waivers | DOSA: Drug Offender Sentencing Alternative  
FOSA: Family Offender Sentencing Alternative (or Parenting Sentencing Alternative) | MHA: Mental Health Alternative

OFFENSE	EXCEPTIONAL		SSOSA		FTOW		Prison DOSA		Residential DOSA		FOSA		MHA		TOTAL
	N	%	N	%	N	%	N	%	N	%	N	%	N	%	
DEL POS W/II METH - 1ST OFFENSE (POST 6/30/98) [Attempt]	1	12.5%	0	0.0%	0	0.0%	0	0.0%	0	0.0%	0	0.0%	0	0.0%	8
DEL POS W/II METH - 1ST OFFENSE (POST 6/30/98) [Conspiracy]	1	2.1%	0	0.0%	3	6.3%	0	0.0%	2	4.2%	0	0.0%	0	0.0%	48
DEL POS W/II METH - 1ST OFFENSE (POST 6/30/98) [Solicitation]	0	0.0%	0	0.0%	0	0.0%	0	0.0%	0	0.0%	0	0.0%	0	0.0%	2
DEL POS W/II METH - 2ND OFFENSE (POST 6/30/98)	1	6.3%	0	0.0%	0	0.0%	5	31.3%	0	0.0%	0	0.0%	0	0.0%	16
DEL POS W/II METH - 2ND OFFENSE (POST 6/30/98) [Attempt]	0	0.0%	0	0.0%	0	0.0%	0	0.0%	0	0.0%	0	0.0%	0	0.0%	1
DEL POS W/II METH - 2ND OFFENSE (POST 6/30/98) [Conspiracy]	2	50.0%	0	0.0%	0	0.0%	0	0.0%	0	0.0%	0	0.0%	0	0.0%	4
DEL POS W/II METH - 2ND OFFENSE (POST 6/30/98) [Solicitation]	0	0.0%	0	0.0%	0	0.0%	0	0.0%	0	0.0%	0	0.0%	0	0.0%	1
DEL POS W/II METH - CORRECTIONAL FACILITY (POST 6/30/98)	0	0.0%	0	0.0%	0	0.0%	0	0.0%	0	0.0%	0	0.0%	0	0.0%	1
DEL POS W/II METH - SCHOOL ZONE (POST 6/30/98)	0	0.0%	0	0.0%	0	0.0%	0	0.0%	0	0.0%	0	0.0%	0	0.0%	3
DEL SHEDULE I/II NARC/FLUNT/METH MINOR - OVER 18 YRS	0	0.0%	0	0.0%	0	0.0%	0	0.0%	0	0.0%	0	0.0%	0	0.0%	1
DEL SHEDULE I/II NARC/FLUNT/METH MINOR - OVER 18 YRS (POST 07/01/2004)	0	0.0%	0	0.0%	0	0.0%	0	0.0%	0	0.0%	0	0.0%	0	0.0%	1
DELIVERY OF FIREARM TO INELIGIBLE PERSON	0	0.0%	0	0.0%	0	0.0%	0	0.0%	0	0.0%	0	0.0%	0	0.0%	13
DESTRUCTION OF A GRAVE SITE	0	0.0%	0	0.0%	0	0.0%	0	0.0%	0	0.0%	0	0.0%	0	0.0%	1
DISARMING A LAW ENFORCEMENT OR CORRECTIONAL OFFICER	0	0.0%	0	0.0%	1	50.0%	0	0.0%	0	0.0%	0	0.0%	0	0.0%	2
DISCLOSING INTIMATE IMAGES - SUBSEQUENT	0	0.0%	0	0.0%	0	0.0%	0	0.0%	0	0.0%	0	0.0%	0	0.0%	1
DOMESTIC VIOLENCE COURT ORDER VIOLATION (POST 6/30/00)	208	34.0%	0	0.0%	85	13.9%	107	17.5%	35	5.7%	9	1.5%	29	4.7%	611
DRIVE-BY-SHOOTING (POST 6/30/97)	16	28.6%	0	0.0%	0	0.0%	0	0.0%	0	0.0%	0	0.0%	0	0.0%	56
DRIVE-BY-SHOOTING (POST 6/30/97) [Attempt]	0	0.0%	0	0.0%	0	0.0%	0	0.0%	0	0.0%	0	0.0%	0	0.0%	1
DRIVE-BY-SHOOTING (POST 6/30/97) [Conspiracy]	1	100.0%	0	0.0%	0	0.0%	0	0.0%	0	0.0%	0	0.0%	0	0.0%	1

SSOSA: Special Sex Offender Sentencing Alternative | FTOW: First-Time Offender Waivers | DOSA: Drug Offender Sentencing Alternative  
FOSA: Family Offender Sentencing Alternative (or Parenting Sentencing Alternative) | MHA: Mental Health Alternative

OFFENSE	EXCEPTIONAL		SSOSA		FTOW		Prison DOSA		Residential DOSA		FOSA		MHA		TOTAL
	N	%	N	%	N	%	N	%	N	%	N	%	N	%	
DRIVING UNDER THE INFLUENCE (FELONY) (POST 07/23/2017)	45	29.0%	0	0.0%	0	0.0%	0	0.0%	0	0.0%	4	2.6%	4	2.6%	155
DRIVING UNDER THE INFLUENCE (FELONY) (POST 07/23/2017) [Attempt]	0	0.0%	0	0.0%	0	0.0%	0	0.0%	0	0.0%	0	0.0%	0	0.0%	1
ELUDING A LAW ENFORCEMENT VESSEL	0	0.0%	0	0.0%	0	0.0%	0	0.0%	0	0.0%	0	0.0%	0	0.0%	5
ENDANGERMENT WITH A CONTROLLED SUBSTANCE	0	0.0%	0	0.0%	1	25.0%	0	0.0%	1	25.0%	0	0.0%	0	0.0%	4
ESCAPE 1	2	16.7%	0	0.0%	0	0.0%	3	25.0%	0	0.0%	0	0.0%	1	8.3%	12
ESCAPE 2	2	6.3%	0	0.0%	0	0.0%	3	9.4%	3	9.4%	0	0.0%	2	6.3%	32
ESCAPE 3 (SUBSEQUENT)	0	0.0%	0	0.0%	0	0.0%	0	0.0%	0	0.0%	0	0.0%	0	0.0%	4
ESCAPE FROM COMMUNITY CUSTODY (POST 6/11/92)	3	3.5%	0	0.0%	0	0.0%	0	0.0%	1	1.2%	0	0.0%	1	1.2%	85
EXPLOSIVES - LICENSING VIOLATION	0	0.0%	0	0.0%	0	0.0%	0	0.0%	0	0.0%	0	0.0%	0	0.0%	1
EXTORTION 2	0	0.0%	0	0.0%	0	0.0%	0	0.0%	0	0.0%	0	0.0%	0	0.0%	3
FAILURE TO REGISTER AS KIDNAPPER - POST 7/24/99	1	25.0%	0	0.0%	0	0.0%	0	0.0%	0	0.0%	0	0.0%	0	0.0%	4
FAILURE TO REGISTER AS SEX OFFENDER - POST 7/24/99	8	5.1%	0	0.0%	0	0.0%	0	0.0%	0	0.0%	0	0.0%	0	0.0%	158
FAILURE TO REGISTER AS SEX OFFENDER 2+ (POST 06/07/06)	18	47.4%	0	0.0%	0	0.0%	0	0.0%	0	0.0%	0	0.0%	0	0.0%	38
FAILURE TO REGISTER AS SEX OFFENDER 3+ (POST 06/10/2010)	48	55.2%	0	0.0%	0	0.0%	0	0.0%	0	0.0%	0	0.0%	0	0.0%	87
FAILURE TO REGISTER AS SEX OFFENDER 3+ (POST 06/10/2010) [Attempt]	0	0.0%	0	0.0%	0	0.0%	0	0.0%	0	0.0%	0	0.0%	0	0.0%	1
FALSE VERIFICATION FOR WELFARE	0	0.0%	0	0.0%	0	0.0%	0	0.0%	0	0.0%	0	0.0%	0	0.0%	1
FORGED PRESCRIP - VUCSA - 1ST OFFENSE	0	0.0%	0	0.0%	0	0.0%	0	0.0%	1	33.3%	0	0.0%	0	0.0%	3
FORGED PRESCRIP - VULDA	0	0.0%	0	0.0%	0	0.0%	0	0.0%	0	0.0%	0	0.0%	0	0.0%	1
FORGERY	7	5.2%	0	0.0%	8	5.9%	6	4.4%	6	4.4%	1	0.7%	0	0.0%	135
FRAUDULENT CREDIT UNION DEPOSIT	0	0.0%	0	0.0%	0	0.0%	0	0.0%	0	0.0%	0	0.0%	0	0.0%	1
HARASSMENT	34	9.9%	0	0.0%	70	20.3%	11	3.2%	16	4.6%	0	0.0%	6	1.7%	345
HARMING A POLICE DOG	0	0.0%	0	0.0%	0	0.0%	0	0.0%	0	0.0%	0	0.0%	0	0.0%	1

SSOSA: Special Sex Offender Sentencing Alternative | FTOW: First-Time Offender Waivers | DOSA: Drug Offender Sentencing Alternative  
FOSA: Family Offender Sentencing Alternative (or Parenting Sentencing Alternative) | MHA: Mental Health Alternative

OFFENSE	EXCEPTIONAL		SSOSA		FTOW		Prison DOSA		Residential DOSA		FOSA		MHA		TOTAL
	N	%	N	%	N	%	N	%	N	%	N	%	N	%	
HATE CRIME (since 07/28/2019, previously MALICIOUS HARASSMENT)	0	0.0%	0	0.0%	2	16.7%	1	8.3%	0	0.0%	0	0.0%	1	8.3%	12
HIT AND RUN - DEATH (POST 7/21/01)	1	10.0%	0	0.0%	2	20.0%	0	0.0%	0	0.0%	0	0.0%	0	0.0%	10
HIT AND RUN - DEATH (POST 7/21/01) [Conspiracy]	0	0.0%	0	0.0%	0	0.0%	0	0.0%	0	0.0%	0	0.0%	0	0.0%	1
HIT AND RUN - INJURY (POST 6/7/00)	6	9.2%	0	0.0%	14	21.5%	6	9.2%	7	10.8%	1	1.5%	4	6.2%	65
HOMICIDE BY ABUSE (POST 7/24/99)	1	50.0%	0	0.0%	0	0.0%	0	0.0%	0	0.0%	0	0.0%	0	0.0%	2
HOMICIDE BY WATERCRAFT-DISREGARD SAFETY	0	0.0%	0	0.0%	0	0.0%	0	0.0%	0	0.0%	0	0.0%	0	0.0%	1
IDENTITY THEFT 1 (POST 7/21/01)	8	15.7%	0	0.0%	11	21.6%	7	13.7%	3	5.9%	1	2.0%	0	0.0%	51
IDENTITY THEFT 1 (POST 7/21/01) [Attempt]	0	0.0%	0	0.0%	0	0.0%	0	0.0%	0	0.0%	0	0.0%	0	0.0%	5
IDENTITY THEFT 2 (POST 7/21/01)	21	6.8%	0	0.0%	41	13.3%	40	12.9%	18	5.8%	2	0.6%	1	0.3%	309
ILLEGAL TRANSFER OF MOTOR VEHICLE CERTIFICATE	0	0.0%	0	0.0%	0	0.0%	0	0.0%	0	0.0%	0	0.0%	1	2.2%	45
IMITATION CONTROL SUBSTANCE - DIST TO MINOR (POST 7/89)	0	0.0%	0	0.0%	0	0.0%	1	100.0%	0	0.0%	0	0.0%	0	0.0%	1
INCENDIARY DEVICES (POST 7/24/99)	0	0.0%	0	0.0%	0	0.0%	0	0.0%	0	0.0%	0	0.0%	0	0.0%	1
INCEST 1	0	0.0%	0	0.0%	0	0.0%	0	0.0%	0	0.0%	0	0.0%	0	0.0%	4
INCEST 2	1	33.3%	0	0.0%	0	0.0%	0	0.0%	0	0.0%	0	0.0%	0	0.0%	3
INCITING CRIMINAL PROFITEERING	0	0.0%	0	0.0%	0	0.0%	1	100.0%	0	0.0%	0	0.0%	0	0.0%	1
INDECENT EXPOSURE (POST 7/24/99) L4	3	25.0%	0	0.0%	1	8.3%	0	0.0%	0	0.0%	0	0.0%	1	8.3%	12
INDECENT EXPOSURE (UNRANKED)	2	9.5%	0	0.0%	0	0.0%	0	0.0%	0	0.0%	0	0.0%	0	0.0%	21
INDECENT LIBERTIES - DD VICTIM (POST 7/90)	1	4.5%	2	9.1%	0	0.0%	0	0.0%	0	0.0%	0	0.0%	0	0.0%	22
INDECENT LIBERTIES - DD VICTIM (POST 7/90) [Attempt]	0	0.0%	0	0.0%	0	0.0%	0	0.0%	0	0.0%	0	0.0%	0	0.0%	2
INDECENT LIBERTIES BY HEALTHCARE PROVIDER	0	0.0%	0	0.0%	0	0.0%	0	0.0%	0	0.0%	0	0.0%	0	0.0%	2
INDECENT LIBERTIES W/FRAIL ELDER/ VULNERABLE ADULT VICTIM	2	33.3%	0	0.0%	0	0.0%	0	0.0%	0	0.0%	0	0.0%	0	0.0%	6
INDECENT LIBERTIES WITH FORCE (POST 8/31/01) (.712)	2	25.0%	0	0.0%	0	0.0%	0	0.0%	0	0.0%	0	0.0%	0	0.0%	8

SSOSA: Special Sex Offender Sentencing Alternative | FTOW: First-Time Offender Waivers | DOSA: Drug Offender Sentencing Alternative  
FOSA: Family Offender Sentencing Alternative (or Parenting Sentencing Alternative) | MHA: Mental Health Alternative



OFFENSE	EXCEPTIONAL		SSOSA		FTOW		Prison DOSA		Residential DOSA		FOSA		MHA		TOTAL
	N	%	N	%	N	%	N	%	N	%	N	%	N	%	
INSURANCE FRAUD - FALSE CLAIMS	0	0.0%	0	0.0%	0	0.0%	0	0.0%	0	0.0%	0	0.0%	1	100.0%	1
INSURANCE FRAUD - PROP DESTRUCT/SECRET/INJURE	0	0.0%	0	0.0%	0	0.0%	0	0.0%	0	0.0%	0	0.0%	0	0.0%	5
INTERFERENCE WITH PERSON PERFORMING OFFICIAL DUTIES	0	0.0%	0	0.0%	0	0.0%	0	0.0%	0	0.0%	0	0.0%	0	0.0%	1
INTIMIDATING A JUDGE	1	33.3%	0	0.0%	1	33.3%	0	0.0%	0	0.0%	0	0.0%	0	0.0%	3
INTIMIDATING A PUBLIC SERVANT	1	33.3%	0	0.0%	0	0.0%	0	0.0%	0	0.0%	0	0.0%	0	0.0%	3
INTIMIDATING A WITNESS	0	0.0%	0	0.0%	2	22.2%	2	22.2%	0	0.0%	0	0.0%	1	11.1%	9
INTRODUCING CONTRABAND 1	0	0.0%	0	0.0%	1	100.0%	0	0.0%	0	0.0%	0	0.0%	0	0.0%	1
INTRODUCING CONTRABAND 2	0	0.0%	0	0.0%	1	25.0%	1	25.0%	0	0.0%	0	0.0%	0	0.0%	4
KIDNAPPING 1	1	7.7%	0	0.0%	0	0.0%	0	0.0%	0	0.0%	0	0.0%	0	0.0%	13
KIDNAPPING 1 [Attempt]	0	0.0%	0	0.0%	0	0.0%	0	0.0%	0	0.0%	0	0.0%	0	0.0%	1
KIDNAPPING 1 [Life]	0	0.0%	0	0.0%	0	0.0%	0	0.0%	0	0.0%	0	0.0%	0	0.0%	1
KIDNAPPING 2	0	0.0%	0	0.0%	0	0.0%	0	0.0%	0	0.0%	0	0.0%	1	9.1%	11
KIDNAPPING 2 [Attempt]	0	0.0%	0	0.0%	0	0.0%	0	0.0%	0	0.0%	0	0.0%	0	0.0%	2
LEADING ORGANIZED CRIME	0	0.0%	0	0.0%	0	0.0%	0	0.0%	0	0.0%	0	0.0%	0	0.0%	1
LEADING ORGANIZED CRIME [Attempt]	0	0.0%	0	0.0%	0	0.0%	0	0.0%	0	0.0%	0	0.0%	0	0.0%	1
LOTTERY ACT VIOLATION	0	0.0%	0	0.0%	0	0.0%	0	0.0%	0	0.0%	0	0.0%	0	0.0%	1
LURING OF MINOR OR DEVELOPMENTAL DISABILITY PERSON	0	0.0%	0	0.0%	1	33.3%	0	0.0%	0	0.0%	0	0.0%	0	0.0%	3
MAIL THEFT	0	0.0%	0	0.0%	1	10.0%	0	0.0%	1	10.0%	0	0.0%	0	0.0%	10
MAINTAIN BUCKET SHOP	0	0.0%	0	0.0%	0	0.0%	0	0.0%	0	0.0%	0	0.0%	0	0.0%	1
MAINTAIN PLACE FOR DRUGS - 1ST OFFENSE (POST 7/24/99)	2	50.0%	0	0.0%	0	0.0%	0	0.0%	1	25.0%	0	0.0%	0	0.0%	4
MAINTAIN PLACE FOR DRUGS - 1ST OFFENSE (POST 7/24/99) [Conspiracy]	0	0.0%	0	0.0%	0	0.0%	0	0.0%	0	0.0%	0	0.0%	0	0.0%	1
MALICIOUS INJURY TO RAILROAD PROPERTY (POST 7/24/99)	0	0.0%	0	0.0%	0	0.0%	0	0.0%	0	0.0%	0	0.0%	0	0.0%	2
MALICIOUS INJURY TO RAILROAD PROPERTY (POST 7/24/99) [Attempt]	0	0.0%	0	0.0%	0	0.0%	0	0.0%	0	0.0%	0	0.0%	0	0.0%	1

SSOSA: Special Sex Offender Sentencing Alternative | FTOW: First-Time Offender Waivers | DOSA: Drug Offender Sentencing Alternative  
FOSA: Family Offender Sentencing Alternative (or Parenting Sentencing Alternative) | MHA: Mental Health Alternative

OFFENSE	EXCEPTIONAL		SSOSA		FTOW		Prison DOSA		Residential DOSA		FOSA		MHA		TOTAL
	N	%	N	%	N	%	N	%	N	%	N	%	N	%	
MALICIOUS MISCHIEF 1	3	4.3%	0	0.0%	9	12.9%	3	4.3%	4	5.7%	0	0.0%	3	4.3%	70
MALICIOUS MISCHIEF 1 [Attempt]	0	0.0%	0	0.0%	0	0.0%	0	0.0%	0	0.0%	0	0.0%	0	0.0%	1
MALICIOUS MISCHIEF 2	4	1.5%	0	0.0%	16	5.9%	7	2.6%	19	7.1%	0	0.0%	3	1.1%	269
MALICIOUS PLACEMENT OF EXPLOSIVES 3 (POST 7/26/97)	0	0.0%	0	0.0%	0	0.0%	0	0.0%	1	100.0%	0	0.0%	0	0.0%	1
MALICIOUS PROSECUTION	0	0.0%	0	0.0%	0	0.0%	0	0.0%	0	0.0%	0	0.0%	0	0.0%	2
MANSLAUGHTER 1 (POST 7/26/97)	11	28.2%	0	0.0%	0	0.0%	0	0.0%	0	0.0%	0	0.0%	0	0.0%	39
MANSLAUGHTER 1 (POST 7/26/97) [Conspiracy]	0	0.0%	0	0.0%	0	0.0%	0	0.0%	0	0.0%	0	0.0%	0	0.0%	2
MANSLAUGHTER 2 (POST 7/26/97)	9	29.0%	0	0.0%	0	0.0%	0	0.0%	0	0.0%	0	0.0%	0	0.0%	31
MFG DEL POS W/I CANNABIS - 1ST OFFENSE	0	0.0%	0	0.0%	2	11.1%	0	0.0%	2	11.1%	0	0.0%	0	0.0%	18
MFG DEL POS W/I CANNABIS - 1ST OFFENSE [Conspiracy]	0	0.0%	0	0.0%	0	0.0%	0	0.0%	0	0.0%	0	0.0%	0	0.0%	1
MFG DEL POS W/I CANNABIS - SCHOOL ZONE	0	0.0%	0	0.0%	2	100.0%	0	0.0%	0	0.0%	0	0.0%	0	0.0%	2
MFG DEL POS W/I HER (POST 6/30/02) (L7)	2	5.9%	0	0.0%	0	0.0%	3	8.8%	4	11.8%	1	2.9%	1	2.9%	34
MFG DEL POS W/I HER (POST 6/30/02) (L7) [Attempt]	0	0.0%	0	0.0%	0	0.0%	0	0.0%	0	0.0%	0	0.0%	0	0.0%	4
MFG DEL POS W/I HER (POST 6/30/02) (L7) [Conspiracy]	0	0.0%	0	0.0%	0	0.0%	0	0.0%	1	2.9%	0	0.0%	0	0.0%	35
MFG DEL POS W/I HER (POST 6/30/02) (L7) [Solicitation]	1	100.0%	0	0.0%	0	0.0%	0	0.0%	0	0.0%	0	0.0%	0	0.0%	1
MFG DEL POS W/I HER COC - SUBSEQ (POST 6/30/02) (L7)	0	0.0%	0	0.0%	0	0.0%	0	0.0%	0	0.0%	0	0.0%	0	0.0%	1
MFG DEL POS W/I IMITATION CONTROLLED SUBSTANCE (POST 7/89)	0	0.0%	0	0.0%	0	0.0%	0	0.0%	0	0.0%	0	0.0%	0	0.0%	1
MFG DEL POS W/I OTH,EXC MJ/METH/AMP/FLUN-SCHOOL ZONE (POST 6/98)	0	0.0%	0	0.0%	0	0.0%	0	0.0%	0	0.0%	1	50.0%	0	0.0%	2
MFG DEL POS W/I SCH I/II NARC OR FLUNT SUBSEQ	0	0.0%	0	0.0%	0	0.0%	1	14.3%	0	0.0%	0	0.0%	1	14.3%	7
MFG DEL POS W/I SCH I/II NARC OR FLUNT-1ST OFF	17	5.6%	0	0.0%	3	1.0%	20	6.6%	38	12.6%	4	1.3%	1	0.3%	301
MFG DEL POS W/I SCH I/II NARC OR FLUNT-1ST OFF [Attempt]	3	13.0%	0	0.0%	0	0.0%	0	0.0%	1	4.3%	0	0.0%	0	0.0%	23

SSOSA: Special Sex Offender Sentencing Alternative | FTOW: First-Time Offender Waivers | DOSA: Drug Offender Sentencing Alternative  
FOSA: Family Offender Sentencing Alternative (or Parenting Sentencing Alternative) | MHA: Mental Health Alternative

OFFENSE	EXCEPTIONAL		SSOSA		FTOW		Prison DOSA		Residential DOSA		FOSA		MHA		TOTAL
	N	%	N	%	N	%	N	%	N	%	N	%	N	%	
MFG DEL POS W/I SCH I/II NARC OR FLUNT-1ST OFF [Conspiracy]	4	3.2%	0	0.0%	3	2.4%	0	0.0%	1	0.8%	0	0.0%	0	0.0%	125
MFG DEL POS W/I SCH I/II NARC OR FLUNT-1ST OFF [Solicitation]	0	0.0%	0	0.0%	0	0.0%	0	0.0%	0	0.0%	0	0.0%	0	0.0%	2
MFG METH - 1ST OFFENSE (POST 6/30/98)	0	0.0%	0	0.0%	0	0.0%	0	0.0%	1	100.0%	0	0.0%	0	0.0%	1
MONEY LAUNDERING	1	2.9%	0	0.0%	0	0.0%	0	0.0%	0	0.0%	0	0.0%	0	0.0%	35
MORTGAGE FRAUD	0	0.0%	0	0.0%	3	75.0%	0	0.0%	0	0.0%	1	25.0%	0	0.0%	4
MURDER 1 (7/1/90-7/24/99)	0	0.0%	0	0.0%	0	0.0%	0	0.0%	0	0.0%	0	0.0%	0	0.0%	4
MURDER 1 (POST 7/24/99)	9	18.8%	0	0.0%	0	0.0%	0	0.0%	0	0.0%	0	0.0%	0	0.0%	48
MURDER 1 (POST 7/24/99) [Attempt]	1	11.1%	0	0.0%	0	0.0%	0	0.0%	0	0.0%	0	0.0%	0	0.0%	9
MURDER 1 (POST 7/24/99) [Conspiracy]	3	100.0%	0	0.0%	0	0.0%	0	0.0%	0	0.0%	0	0.0%	0	0.0%	3
MURDER 1 (POST 7/24/99) [Solicitation]	1	100.0%	0	0.0%	0	0.0%	0	0.0%	0	0.0%	0	0.0%	0	0.0%	1
MURDER 1 (POST 7/24/99) [Life]	0	0.0%	0	0.0%	0	0.0%	0	0.0%	0	0.0%	0	0.0%	0	0.0%	1
MURDER 1 (PRE 7/1/90)	0	0.0%	0	0.0%	0	0.0%	0	0.0%	0	0.0%	0	0.0%	0	0.0%	1
MURDER 2 ( POST 7/24/99)	6	6.3%	0	0.0%	0	0.0%	0	0.0%	0	0.0%	0	0.0%	0	0.0%	95
MURDER 2 ( POST 7/24/99) [Attempt]	0	0.0%	0	0.0%	0	0.0%	0	0.0%	0	0.0%	0	0.0%	0	0.0%	7
MURDER 2 ( POST 7/24/99) [Solicitation]	0	0.0%	0	0.0%	0	0.0%	0	0.0%	0	0.0%	0	0.0%	0	0.0%	1
MURDER 2 ( POST 7/24/99) [Life]	1	100.0%	0	0.0%	0	0.0%	0	0.0%	0	0.0%	0	0.0%	0	0.0%	1
MURDER 2 ( POST 7/24/99) [Life] [Attempt]	0	0.0%	0	0.0%	0	0.0%	0	0.0%	0	0.0%	0	0.0%	0	0.0%	1
MURDER 2 (7/1/90-7/24/99)	0	0.0%	0	0.0%	0	0.0%	0	0.0%	0	0.0%	0	0.0%	0	0.0%	1
MURDER 2 (7/1/90-7/24/99) [Attempt]	0	0.0%	0	0.0%	0	0.0%	0	0.0%	0	0.0%	0	0.0%	0	0.0%	1
ORGANIZED RETAIL THEFT 1	1	3.7%	0	0.0%	3	11.1%	8	29.6%	0	0.0%	0	0.0%	0	0.0%	27
ORGANIZED RETAIL THEFT 2	3	3.8%	0	0.0%	6	7.7%	8	10.3%	5	6.4%	0	0.0%	1	1.3%	78
OVER 18- DELIVER CONTROLLED SUBSTANCE TO MINOR (POST 07/01/2004)	0	0.0%	0	0.0%	0	0.0%	0	0.0%	0	0.0%	0	0.0%	0	0.0%	1
PERJURY 2	0	0.0%	0	0.0%	1	33.3%	0	0.0%	0	0.0%	0	0.0%	0	0.0%	3
PHYSICAL CONTROL VEHICLE UNDER THE INFLUENCE (FELONY) POST (07/23/17)	1	16.7%	0	0.0%	0	0.0%	0	0.0%	0	0.0%	0	0.0%	0	0.0%	6

SSOSA: Special Sex Offender Sentencing Alternative | FTOW: First-Time Offender Waivers | DOSA: Drug Offender Sentencing Alternative  
FOSA: Family Offender Sentencing Alternative (or Parenting Sentencing Alternative) | MHA: Mental Health Alternative

OFFENSE	EXCEPTIONAL		SSOSA		FTOW		Prison DOSA		Residential DOSA		FOSA		MHA		TOTAL
	N	%	N	%	N	%	N	%	N	%	N	%	N	%	
POSS OF A STOLEN FIREARM	2	6.1%	0	0.0%	9	27.3%	4	12.1%	2	6.1%	0	0.0%	0	0.0%	33
POSS OF CONTROL SUBSTANCE - BY PRISONERS	1	1.2%	0	0.0%	0	0.0%	0	0.0%	1	1.2%	0	0.0%	1	1.2%	83
POSS OF DEADLY WEAPON BY PRISONER	0	0.0%	0	0.0%	0	0.0%	0	0.0%	0	0.0%	0	0.0%	0	0.0%	5
POSS OF DEPICTION OF MINOR 1ST DEGREE (POST 06/07/06)	7	11.7%	1	1.7%	0	0.0%	0	0.0%	0	0.0%	0	0.0%	0	0.0%	60
POSS OF DEPICTION OF MINOR 2ND DEGREE (06/07/06-07/23/2017)	0	0.0%	1	100.0%	0	0.0%	0	0.0%	0	0.0%	0	0.0%	0	0.0%	1
POSS OF DEPICTION OF MINORS 2ND DEGREE (POST 07/23/2017)	5	20.0%	0	0.0%	0	0.0%	0	0.0%	0	0.0%	0	0.0%	0	0.0%	25
POSS OF DEPICTION OF MINORS 2ND DEGREE (POST 07/23/2017) [Attempt]	0	0.0%	0	0.0%	0	0.0%	0	0.0%	0	0.0%	0	0.0%	0	0.0%	2
POSSESSION OF MACHINE GUN OR SHORT BARREL SHOTGUN (POST 7/24/99)	0	0.0%	0	0.0%	1	11.1%	1	11.1%	0	0.0%	0	0.0%	0	0.0%	9
POSSESSION OF STOLEN MAIL	0	0.0%	0	0.0%	4	18.2%	0	0.0%	0	0.0%	0	0.0%	0	0.0%	22
POSSESSION OF STOLEN PROPERTY 1	0	0.0%	0	0.0%	0	0.0%	1	4.8%	1	4.8%	0	0.0%	0	0.0%	21
POSSESSION OF STOLEN PROPERTY 2	13	6.5%	0	0.0%	6	3.0%	7	3.5%	15	7.5%	0	0.0%	1	0.5%	199
POSSESSION OF STOLEN VEHICLE	50	7.4%	0	0.0%	42	6.2%	84	12.5%	44	6.5%	2	0.3%	4	0.6%	673
POSSESSION OF STOLEN VEHICLE [Attempt]	0	0.0%	0	0.0%	0	0.0%	5	31.3%	0	0.0%	0	0.0%	0	0.0%	16
PRISON RIOT	8	16.0%	0	0.0%	0	0.0%	0	0.0%	0	0.0%	0	0.0%	0	0.0%	50
PRISON RIOT [Attempt]	0	0.0%	0	0.0%	0	0.0%	0	0.0%	0	0.0%	0	0.0%	0	0.0%	4
PROMOTING PROSTITUTION 1	0	0.0%	0	0.0%	0	0.0%	0	0.0%	0	0.0%	0	0.0%	0	0.0%	3
PROMOTING PROSTITUTION 1 [Life]	0	0.0%	0	0.0%	0	0.0%	0	0.0%	0	0.0%	0	0.0%	0	0.0%	1
PROMOTING PROSTITUTION 2	1	8.3%	0	0.0%	2	16.7%	0	0.0%	0	0.0%	0	0.0%	0	0.0%	12
RAPE 1 (POST 8/31/01) (.712)	0	0.0%	0	0.0%	0	0.0%	0	0.0%	0	0.0%	0	0.0%	0	0.0%	4
RAPE 1 (POST 8/31/01) (.712) [Attempt]	0	0.0%	0	0.0%	0	0.0%	0	0.0%	0	0.0%	0	0.0%	0	0.0%	1
RAPE 2 (POST 8/31/01) (.712)	4	16.0%	0	0.0%	0	0.0%	0	0.0%	0	0.0%	0	0.0%	0	0.0%	25
RAPE 2 (POST 8/31/01) (.712) [Attempt]	0	0.0%	0	0.0%	0	0.0%	0	0.0%	0	0.0%	0	0.0%	0	0.0%	2
RAPE 2 (POST 8/31/01) (.712) [Life]	0	0.0%	0	0.0%	0	0.0%	0	0.0%	0	0.0%	0	0.0%	0	0.0%	2
RAPE 3	9	16.7%	3	5.6%	0	0.0%	0	0.0%	0	0.0%	0	0.0%	0	0.0%	54

SSOSA: Special Sex Offender Sentencing Alternative | FTOW: First-Time Offender Waivers | DOSA: Drug Offender Sentencing Alternative  
FOSA: Family Offender Sentencing Alternative (or Parenting Sentencing Alternative) | MHA: Mental Health Alternative

OFFENSE	EXCEPTIONAL		SSOSA		FTOW		Prison DOSA		Residential DOSA		FOSA		MHA		TOTAL
	N	%	N	%	N	%	N	%	N	%	N	%	N	%	
RAPE OF A CHILD 1 (7/27/97 - 8/31/01)	0	0.0%	1	100.0%	0	0.0%	0	0.0%	0	0.0%	0	0.0%	0	0.0%	1
RAPE OF A CHILD 1 <18 (POST 8/31/01)	2	66.7%	0	0.0%	0	0.0%	0	0.0%	0	0.0%	0	0.0%	0	0.0%	3
RAPE OF A CHILD 1 >17 (POST 8/31/01) (.712)	7	10.0%	8	11.4%	0	0.0%	0	0.0%	0	0.0%	0	0.0%	0	0.0%	70
RAPE OF A CHILD 1 >17 (POST 8/31/01) (.712) [Attempt]	1	33.3%	0	0.0%	0	0.0%	0	0.0%	0	0.0%	0	0.0%	0	0.0%	3
RAPE OF A CHILD 1 >17 (POST 8/31/01) (.712) [Life]	0	0.0%	0	0.0%	0	0.0%	0	0.0%	0	0.0%	0	0.0%	0	0.0%	2
RAPE OF A CHILD 2 >17 (POST 8/31/01) (.712)	3	8.6%	1	2.9%	0	0.0%	0	0.0%	0	0.0%	0	0.0%	0	0.0%	35
RAPE OF A CHILD 2 >17 (POST 8/31/01) (.712) [Attempt]	3	14.3%	0	0.0%	0	0.0%	0	0.0%	0	0.0%	0	0.0%	0	0.0%	21
RAPE OF A CHILD 3 (POST 7/90)	8	17.4%	6	13.0%	0	0.0%	0	0.0%	0	0.0%	0	0.0%	0	0.0%	46
RECKLESS BURNING 1	0	0.0%	0	0.0%	2	4.3%	0	0.0%	4	8.5%	0	0.0%	0	0.0%	47
RENDERING CRIMINAL ASSISTANCE 1 (POST 07/01/2010)	4	12.9%	0	0.0%	8	25.8%	1	3.2%	0	0.0%	0	0.0%	0	0.0%	31
REPEAT VOTING	0	0.0%	0	0.0%	0	0.0%	0	0.0%	0	0.0%	0	0.0%	0	0.0%	2
RESIDENTIAL BURGLARY (POST 7/90)	33	8.2%	0	0.0%	64	15.9%	54	13.4%	26	6.5%	4	1.0%	16	4.0%	402
RESIDENTIAL BURGLARY (POST 7/90) [Attempt]	5	9.8%	0	0.0%	12	23.5%	2	3.9%	3	5.9%	0	0.0%	0	0.0%	51
RETAIL THEFT WITH EXTENUATING CIRCUMSTANCES 2	3	12.0%	0	0.0%	0	0.0%	3	12.0%	0	0.0%	0	0.0%	0	0.0%	25
RETAIL THEFT WITH EXTENUATING CIRCUMSTANCES 3	0	0.0%	0	0.0%	8	2.8%	0	0.0%	4	1.4%	0	0.0%	0	0.0%	285
ROBBERY 1	20	12.7%	0	0.0%	0	0.0%	0	0.0%	0	0.0%	0	0.0%	4	2.5%	158
ROBBERY 1 [Attempt]	2	10.0%	0	0.0%	0	0.0%	0	0.0%	0	0.0%	0	0.0%	1	5.0%	20
ROBBERY 1 [Conspiracy]	0	0.0%	0	0.0%	0	0.0%	0	0.0%	0	0.0%	0	0.0%	0	0.0%	3
ROBBERY 2	24	9.4%	0	0.0%	2	0.8%	1	0.4%	0	0.0%	0	0.0%	12	4.7%	255
ROBBERY 2 [Attempt]	0	0.0%	0	0.0%	5	13.9%	2	5.6%	2	5.6%	0	0.0%	3	8.3%	36
SALE OR RECEIPT OF PRECURSOR DRUG	0	0.0%	0	0.0%	0	0.0%	0	0.0%	0	0.0%	0	0.0%	0	0.0%	1
SEXUAL EXPLOITATION (POST 6/30/01)	0	0.0%	1	7.1%	0	0.0%	0	0.0%	0	0.0%	0	0.0%	0	0.0%	14
SEXUAL EXPLOITATION (POST 6/30/01) [Attempt]	0	0.0%	1	100.0%	0	0.0%	0	0.0%	0	0.0%	0	0.0%	0	0.0%	1

SSOSA: Special Sex Offender Sentencing Alternative | FTOW: First-Time Offender Waivers | DOSA: Drug Offender Sentencing Alternative  
FOSA: Family Offender Sentencing Alternative (or Parenting Sentencing Alternative) | MHA: Mental Health Alternative

OFFENSE	EXCEPTIONAL		SSOSA		FTOW		Prison DOSA		Residential DOSA		FOSA		MHA		TOTAL
	N	%	N	%	N	%	N	%	N	%	N	%	N	%	
SEXUAL MISCONDUCT 1 (POST 7/90)	1	33.3%	1	33.3%	0	0.0%	0	0.0%	0	0.0%	0	0.0%	0	0.0%	3
STALKING (POST 6/30/00)	2	100.0%	0	0.0%	0	0.0%	0	0.0%	0	0.0%	0	0.0%	0	0.0%	2
STALKING (POST 7/28/13)	1	3.3%	0	0.0%	5	16.7%	2	6.7%	2	6.7%	0	0.0%	2	6.7%	30
STALKING (POST 7/28/13) [Attempt]	0	0.0%	0	0.0%	1	50.0%	0	0.0%	0	0.0%	0	0.0%	0	0.0%	2
TAKING MOTOR VEHICLE WITHOUT PERMISSION 1 (POST 6/12/02)	0	0.0%	0	0.0%	0	0.0%	0	0.0%	0	0.0%	0	0.0%	0	0.0%	2
TAKING MOTOR VEHICLE WITHOUT PERMISSION 1 (POST 6/12/02) [Attempt]	0	0.0%	0	0.0%	0	0.0%	1	100.0%	0	0.0%	0	0.0%	0	0.0%	1
TAKING MOTOR VEHICLE WITHOUT PERMISSION 2 (POST 6/12/02)	43	5.0%	0	0.0%	32	3.7%	16	1.9%	99	11.5%	2	0.2%	3	0.3%	858
TAMPERING WITH A WITNESS	8	18.2%	0	0.0%	6	13.6%	2	4.5%	1	2.3%	0	0.0%	0	0.0%	44
TELEPHONE HARASSMENT (POST 7/24/99)	0	0.0%	0	0.0%	1	50.0%	0	0.0%	0	0.0%	0	0.0%	0	0.0%	2
THEFT 1	13	6.7%	0	0.0%	13	6.7%	16	8.2%	8	4.1%	1	0.5%	3	1.5%	194
THEFT 1 [Attempt]	0	0.0%	0	0.0%	0	0.0%	1	7.1%	0	0.0%	0	0.0%	0	0.0%	14
THEFT 1 [Conspiracy]	0	0.0%	0	0.0%	0	0.0%	1	100.0%	0	0.0%	0	0.0%	0	0.0%	1
THEFT 1 - WELFARE FRAUD	1	14.3%	0	0.0%	1	14.3%	1	14.3%	0	0.0%	0	0.0%	0	0.0%	7
THEFT 2	21	3.4%	0	0.0%	30	4.9%	14	2.3%	39	6.3%	1	0.2%	2	0.3%	615
THEFT FROM A VULNERABLE ADULT 1	1	20.0%	0	0.0%	1	20.0%	0	0.0%	0	0.0%	0	0.0%	0	0.0%	5
THEFT FROM A VULNERABLE ADULT 2	0	0.0%	0	0.0%	0	0.0%	1	33.3%	0	0.0%	0	0.0%	1	33.3%	3
THEFT OF A FIREARM (POST 7/22/95)	0	0.0%	0	0.0%	5	15.2%	9	27.3%	5	15.2%	0	0.0%	0	0.0%	33
THEFT OF A FIREARM (POST 7/22/95) [Attempt]	0	0.0%	0	0.0%	0	0.0%	0	0.0%	0	0.0%	0	0.0%	0	0.0%	3
THEFT OF MOTOR VEHICLE	16	7.4%	0	0.0%	17	7.8%	36	16.6%	10	4.6%	0	0.0%	2	0.9%	217
THEFT OF MOTOR VEHICLE [Attempt]	2	5.6%	0	0.0%	1	2.8%	6	16.7%	0	0.0%	0	0.0%	0	0.0%	36
THEFT OF RENTAL OR LEASED PROPERTY (\$250-\$1,500)	0	0.0%	0	0.0%	0	0.0%	0	0.0%	0	0.0%	0	0.0%	0	0.0%	4
THEFT OF RENTAL OR LEASED PROPERTY (>\$1,500)	0	0.0%	0	0.0%	0	0.0%	0	0.0%	0	0.0%	0	0.0%	0	0.0%	3
THEFT W/ INTENT RESELL 2	0	0.0%	0	0.0%	1	16.7%	0	0.0%	1	16.7%	0	0.0%	0	0.0%	6

SSOSA: Special Sex Offender Sentencing Alternative | FTOW: First-Time Offender Waivers | DOSA: Drug Offender Sentencing Alternative  
FOSA: Family Offender Sentencing Alternative (or Parenting Sentencing Alternative) | MHA: Mental Health Alternative

OFFENSE	EXCEPTIONAL		SSOSA		FTOW		Prison DOSA		Residential DOSA		FOSA		MHA		TOTAL
	N	%	N	%	N	%	N	%	N	%	N	%	N	%	
THREATS TO BOMB (POST 7/89)	0	0.0%	0	0.0%	3	50.0%	0	0.0%	0	0.0%	0	0.0%	0	0.0%	6
TRAFFICKING 1ST DEGREE	0	0.0%	0	0.0%	0	0.0%	0	0.0%	0	0.0%	0	0.0%	0	0.0%	1
TRAFFICKING 2ND DEGREE	0	0.0%	0	0.0%	0	0.0%	0	0.0%	0	0.0%	0	0.0%	0	0.0%	1
TRAFFICKING IN STOLEN PROPERTY 1	5	5.2%	0	0.0%	24	24.7%	9	9.3%	12	12.4%	2	2.1%	2	2.1%	97
TRAFFICKING IN STOLEN PROPERTY 1 [Attempt]	0	0.0%	0	0.0%	0	0.0%	0	0.0%	0	0.0%	0	0.0%	0	0.0%	1
TRAFFICKING IN STOLEN PROPERTY 2	5	10.2%	0	0.0%	8	16.3%	5	10.2%	4	8.2%	0	0.0%	0	0.0%	49
UNLAWFUL FISH AND SHELLFISH CATCH ACCOUNTING 1ST DEGREE	0	0.0%	0	0.0%	0	0.0%	0	0.0%	0	0.0%	0	0.0%	0	0.0%	1
UNLAWFUL HUNTING BIG GAME - 1ST	0	0.0%	0	0.0%	1	100.0%	0	0.0%	0	0.0%	0	0.0%	0	0.0%	1
UNLAWFUL IMPRISONMENT	7	10.3%	0	0.0%	14	20.6%	5	7.4%	4	5.9%	0	0.0%	0	0.0%	68
UNLAWFUL ISSUANCE OF CHECKS OR DRAFTS	0	0.0%	0	0.0%	0	0.0%	0	0.0%	0	0.0%	0	0.0%	0	0.0%	2
UNLAWFUL POSSESSION OF FIREARM 1	26	11.2%	0	0.0%	0	0.0%	45	19.3%	2	0.9%	2	0.9%	7	3.0%	233
UNLAWFUL POSSESSION OF FIREARM 1 [Attempt]	0	0.0%	0	0.0%	0	0.0%	1	33.3%	0	0.0%	0	0.0%	0	0.0%	3
UNLAWFUL POSSESSION OF FIREARM 2	52	8.2%	0	0.0%	20	3.1%	38	6.0%	25	3.9%	1	0.2%	5	0.8%	638
UNLAWFUL POSSESSION OF PAYMENT INSTRUMENTS	0	0.0%	0	0.0%	0	0.0%	0	0.0%	0	0.0%	0	0.0%	0	0.0%	6
UNLAWFUL PRODUCTION OF PAYMENT INSTRUMENTS	0	0.0%	0	0.0%	0	0.0%	0	0.0%	1	100.0%	0	0.0%	0	0.0%	1
UNLAWFUL SUBLEASING OF MOTOR VEHICLE	0	0.0%	0	0.0%	0	0.0%	0	0.0%	0	0.0%	0	0.0%	0	0.0%	2
UNLAWFUL USE OF FORTIFIED BUILDING (POST 1988)	0	0.0%	0	0.0%	0	0.0%	0	0.0%	0	0.0%	0	0.0%	0	0.0%	3
UNSAFE STORAGE OF FIREARM IN 1ST DEGREE	0	0.0%	0	0.0%	0	0.0%	0	0.0%	0	0.0%	0	0.0%	0	0.0%	4
USE BUILDING FOR DRUGS (POST 7/24/99)	0	0.0%	0	0.0%	0	0.0%	0	0.0%	0	0.0%	0	0.0%	0	0.0%	9
USE OF PROCEEDS OF CRIMINAL PROFITEERING [Attempt]	0	0.0%	0	0.0%	0	0.0%	0	0.0%	0	0.0%	0	0.0%	0	0.0%	1
VEHICLE PROWL 1	0	0.0%	0	0.0%	0	0.0%	0	0.0%	1	16.7%	0	0.0%	0	0.0%	6
VEHICLE PROWL 2 (3RD OR SUBS - POST 2013)	0	0.0%	0	0.0%	1	8.3%	2	16.7%	2	16.7%	0	0.0%	0	0.0%	12
VEHICULAR ASSAULT DISREGARD SAFETY (POST 7/21/01)	3	4.2%	0	0.0%	21	29.2%	2	2.8%	0	0.0%	3	4.2%	1	1.4%	72

SSOSA: Special Sex Offender Sentencing Alternative | FTOW: First-Time Offender Waivers | DOSA: Drug Offender Sentencing Alternative  
FOSA: Family Offender Sentencing Alternative (or Parenting Sentencing Alternative) | MHA: Mental Health Alternative

OFFENSE	EXCEPTIONAL		SSOSA		FTOW		Prison DOSA		Residential DOSA		FOSA		MHA		TOTAL
	N	%	N	%	N	%	N	%	N	%	N	%	N	%	
VEHICULAR ASSAULT DISREGARD SAFETY (POST 7/21/01) [Attempt]	0	0.0%	0	0.0%	1	25.0%	0	0.0%	0	0.0%	0	0.0%	0	0.0%	4
VEHICULAR ASSAULT UNDER INFL/RECKLESS (POST 7/21/01)	13	11.5%	0	0.0%	0	0.0%	0	0.0%	0	0.0%	0	0.0%	2	1.8%	113
VEHICULAR HOMICIDE - DISREGARD SAFETY OF OTHERS (POST 6/5/96)	10	28.6%	0	0.0%	5	14.3%	0	0.0%	1	2.9%	0	0.0%	0	0.0%	35
VEHICULAR HOMICIDE - DISREGARD SAFETY OF OTHERS (POST 6/5/96) [Solicitation]	0	0.0%	0	0.0%	1	100.0%	0	0.0%	0	0.0%	0	0.0%	0	0.0%	1
VEHICULAR HOMICIDE - DRUNK (L11) (POST 07/28/2013)	5	10.6%	0	0.0%	0	0.0%	0	0.0%	0	0.0%	0	0.0%	0	0.0%	47
VEHICULAR HOMICIDE - RECKLESS MANNER (POST 06/19/2016)	1	7.7%	0	0.0%	0	0.0%	0	0.0%	0	0.0%	0	0.0%	0	0.0%	13
VIEW DEPICTION OF MINOR ENGAGED SEX CONDUCT 1ST DEGREE	0	0.0%	0	0.0%	0	0.0%	0	0.0%	0	0.0%	0	0.0%	0	0.0%	1
VIEW DEPICTION OF MINOR ENGAGED SEX CONDUCT 2ND DEG	2	28.6%	0	0.0%	0	0.0%	0	0.0%	0	0.0%	0	0.0%	0	0.0%	7
VOYEURISM (POST 06/07/06)	4	18.2%	0	0.0%	0	0.0%	0	0.0%	0	0.0%	0	0.0%	0	0.0%	22
<b>TOTAL ALL OFFENSES</b>	<b>1,449</b>	<b>9.4%</b>	<b>49</b>	<b>0.3%</b>	<b>1,195</b>	<b>7.8%</b>	<b>902</b>	<b>5.9%</b>	<b>701</b>	<b>4.6%</b>	<b>64</b>	<b>0.4%</b>	<b>250</b>	<b>1.6%</b>	<b>15,370</b>

SSOSA: Special Sex Offender Sentencing Alternative | FTOW: First-Time Offender Waivers | DOSA: Drug Offender Sentencing Alternative  
FOSA: Family Offender Sentencing Alternative (or Parenting Sentencing Alternative) | MHA: Mental Health Alternative



**Table 12. Length of Sentence Relative to Standard Range <sup>1 2</sup>**  
**Fiscal Year 2024**

<sup>1</sup> The "WHERE IN THE RANGE?" (WIR) column in this table displays a statistic based on the sentences of those individuals sentenced within the standard range. The statistic presents the average sentence for these offenders as a number from 0 to 100, where 0 corresponds to a sentence at the bottom of the range and 100 a sentence at the top of the range. Thus an average at the midpoint of the range corresponds to a WIR score of 50 (i.e., 50% of the range).

<sup>2</sup> All life/death sentences for Aggravated Murder are "within the range." Individuals may also be sentenced to life as "Persistent Offenders" or as part of an exceptional sentence. Life sentences for Persistent Offenders are considered to be within the standard range. Life sentences ordered as part of an exceptional sentence are above the standard range.

OFFENSE	SENTENCE RELATIVE TO STANDARD RANGE			AVERAGE OF WHERE IN THE RANGE?
	Below	Within	Above	
ABANDON DEPENDENT PERSONS 2 (POST 06/07/06)	1	0	0	n.a.
AGGRAVATED MURDER 1 (POST 7/24/99) [Life]	0	12	0	n.a.
ALIEN IN POSSESSION OF A FIREARM	0	2	0	14.2%
ANIMAL CRUELTY 1	0	18	0	16.8%
ANIMAL FIGHTING	0	1	0	8.3%
ARSON 1	3	15	3	26.4%
ARSON 1 [Attempt]	0	1	0	0.0%
ARSON 2	7	34	0	37.7%
ARSON 2 [Attempt]	2	7	0	50.0%
ASSAULT 1 (POST 7/1/90)	21	64	2	40.8%
ASSAULT 1 (POST 7/1/90) [Attempt]	0	9	1	25.0%
ASSAULT 1 (POST 7/1/90) [Conspiracy]	2	1	0	3.0%
ASSAULT 1 (POST 7/1/90) [Life]	0	2	0	n.a.
ASSAULT 2 (POST 7/1/88)	83	538	34	38.4%
ASSAULT 2 (POST 7/1/88) [Attempt]	4	36	0	18.0%
ASSAULT 2 (POST 7/1/88) [Life]	0	2	0	n.a.
ASSAULT 3 (POST 7/1/88)	468	949	22	35.8%
ASSAULT 4 (3rd DOMESTIC VIOLENT OFFENSE)	9	4	0	39.9%
ASSAULT OF A CHILD 1	0	2	0	25.6%
ASSAULT OF A CHILD 1 [Attempt]	0	1	0	100.0%
ASSAULT OF A CHILD 2	2	10	2	45.4%
ASSAULT OF A CHILD 3	16	25	1	49.6%
ATTEMPTING TO ELUDE PURSUING POLICE VEHICLE	87	474	8	38.3%
BAIL JUMP WITH CLASS A (POST 7/89)	0	2	0	25.0%
BAIL JUMP WITH CLASS B OR C (POST 7/89)	5	11	0	7.5%
BALLOTS VIOLATION	0	1	0	2.7%
BRIBING A WITNESS	1	0	1	n.a.
BURGLARY 1	13	58	5	31.7%
BURGLARY 1 [Attempt]	0	5	0	30.6%

OFFENSE	SENTENCE RELATIVE TO STANDARD RANGE			AVERAGE OF WHERE IN THE RANGE?
	Below	Within	Above	
BURGLARY 1 [Life]	0	2	0	n.a.
BURGLARY 2 (NONDWELLING - POST 7/90)	420	620	3	25.7%
BURGLARY 2 (NONDWELLING - POST 7/90) [Attempt]	30	75	1	20.7%
BURGLARY 2 (NONDWELLING - POST 7/90) [Conspiracy]	1	0	0	n.a.
CHILD MOLEST 1 (7/90 - 8/31/01)	1	0	0	n.a.
CHILD MOLEST 1 <18 (POST 8/31/01)	3	3	0	0.0%
CHILD MOLEST 1 >17 (POST 8/31/01) (.712)	12	56	1	56.0%
CHILD MOLEST 1 >17 (POST 8/31/01) (.712) [Attempt]	0	2	0	38.2%
CHILD MOLEST 1 >17 (POST 8/31/01) (.712) [Life]	0	1	0	n.a.
CHILD MOLEST 2 (POST 7/90)	9	45	6	56.2%
CHILD MOLEST 2 (POST 7/90) [Attempt]	2	6	0	41.9%
CHILD MOLEST 3 (POST 7/90)	3	30	0	57.9%
CHILD SELLING/BUYING	0	2	0	25.0%
COLLECTION OF UNLAWFUL DEBT	0	1	0	8.3%
COMMER SEX ABUSE A MINOR - PROMOTE (POST 06/10/2010) [Conspiracy]	0	0	1	n.a.
COMMER SEX ABUSE A MINOR (POST 06/10/2010)	0	2	0	36.4%
COMMER SEX ABUSE A MINOR (POST 06/10/2010) [Attempt]	0	1	0	100.0%
COMMUNICATION WITH A MINOR (POST 7/86)	3	26	0	45.5%
COMPUTER TRESPASS 1	0	2	0	33.3%
CONTROLLED SUBSTANCE HOMICIDE (POST 7/89) - 1ST OFF	3	4	0	32.4%
CONTROLLED SUBSTANCE HOMICIDE (POST 7/89) - 1ST OFF [Conspiracy]	0	2	0	8.3%
CONTROLLED SUBSTANCE HOMICIDE (POST 7/89) - SUBSEQ	0	1	0	100.0%
CRE DEL POS COUNTERFEIT CTRL SUBS NARC 1ST OFF	0	1	0	24.7%
CRIMINAL IMPERSONATION 1	0	135	0	22.1%
CRIMINAL MISCHIEF (previously RIOT)	0	355	4	29.4%
CRIMINAL MISTREATMENT 1 (POST 06/07/06)	4	3	0	16.7%
CRIMINAL MISTREATMENT 2 (POST 06/07/06)	3	5	1	30.0%
CRIMINAL SABOTAGE	0	5	0	42.9%
CUSTODIAL ASSAULT (POST 7/89)	7	29	1	45.7%
CUSTODIAL INTERFERENCE 1	0	5	0	45.7%
CYBER HARASSMENT (06/09/2022)	2	4	0	68.8%
CYBERSTALKING (POST 06/09/2022)	0	1	0	75.0%
CYBERSTALKING (PRE 06/09/2022)	1	2	0	42.5%
DEALING DEPICTIONS OF A MINOR 1ST DEGREE (POST 06/10/2010)	3	7	0	35.7%
DEALING DEPICTIONS OF A MINOR 2ND DEGREE (POST 07/23/2017)	0	6	0	9.0%
DEFRAUDING A PUBLIC UTILITY 2	0	1	0	100.0%
DEFRAUDING INNKEEPER, OVER \$75	0	3	0	1.8%
DEL CONTROLLED SUBSTANCE TO MINOR - OVER 18 YRS	2	1	0	68.7%
DEL MATERIAL IN LIEU OF CONTROLLED SUBSTANCE (POST 7/89) - 1ST O	1	0	0	n.a.
DEL POS W/I METH - 1ST OFFENSE (POST 6/30/98)	53	80	0	25.9%

OFFENSE	SENTENCE RELATIVE TO STANDARD RANGE			AVERAGE OF WHERE IN THE RANGE?
	Below	Within	Above	
DEL POS W/I METH - 1ST OFFENSE (POST 6/30/98) [Attempt]	0	8	0	28.3%
DEL POS W/I METH - 1ST OFFENSE (POST 6/30/98) [Conspiracy]	0	47	1	23.2%
DEL POS W/I METH - 1ST OFFENSE (POST 6/30/98) [Solicitation]	0	2	0	0.0%
DEL POS W/I METH - 2ND OFFENSE (POST 6/30/98)	5	11	0	46.2%
DEL POS W/I METH - 2ND OFFENSE (POST 6/30/98) [Attempt]	0	1	0	100.0%
DEL POS W/I METH - 2ND OFFENSE (POST 6/30/98) [Conspiracy]	0	4	0	54.2%
DEL POS W/I METH - 2ND OFFENSE (POST 6/30/98) [Solicitation]	0	1	0	23.3%
DEL POS W/I METH - CORRECTIONAL FACILITY (POST 6/30/98)	0	1	0	0.0%
DEL POS W/I METH - SCHOOL ZONE (POST 6/30/98)	0	3	0	80.0%
DEL SHEDULE I/II NARC/FLUNT/METH MINOR - OVER 18 YRS	0	1	0	100.0%
DEL SHEDULE I/II NARC/FLUNT/METH MINOR - OVER 18 YRS (POST 07/01/2	0	1	0	100.0%
DELIVERY OF FIREARM TO INELIGIBLE PERSON	0	13	0	11.6%
DESTRUCTION OF A GRAVE SITE	0	1	0	2.7%
DISARMING A LAW ENFORCEMENT OR CORRECTIONAL OFFICER	0	2	0	20.8%
DISCLOSING INTIMATE IMAGES - SUBSEQUENT	0	1	0	33.3%
DOMESTIC VIOLENCE COURT ORDER VIOLATION (POST 6/30/00)	455	146	10	53.2%
DRIVE-BY-SHOOTING (POST 6/30/97)	8	41	7	32.6%
DRIVE-BY-SHOOTING (POST 6/30/97) [Attempt]	0	1	0	0.0%
DRIVE-BY-SHOOTING (POST 6/30/97) [Conspiracy]	1	0	0	n.a.
DRIVING UNDER THE INFLUENCE (FELONY) (POST 07/23/2017)	49	103	3	21.0%
DRIVING UNDER THE INFLUENCE (FELONY) (POST 07/23/2017) [Attempt]	0	1	0	0.0%
ELUDING A LAW ENFORCEMENT VESSEL	0	5	0	18.2%
ENDANGERMENT WITH A CONTROLLED SUBSTANCE	2	2	0	66.7%
ESCAPE 1	6	6	0	50.0%
ESCAPE 2	10	22	0	27.3%
ESCAPE 3 (SUBSEQUENT)	0	4	0	22.0%
ESCAPE FROM COMMUNITY CUSTODY (POST 6/11/92)	1	79	5	37.8%
EXPLOSIVES - LICENSING VIOLATION	0	1	0	6.3%
EXTORTION 2	0	3	0	33.3%
FAILURE TO REGISTER AS KIDNAPPER - POST 7/24/99	0	3	1	34.5%
FAILURE TO REGISTER AS SEX OFFENDER - POST 7/24/99	0	155	3	29.0%
FAILURE TO REGISTER AS SEX OFFENDER 2+ (POST 06/07/06)	18	20	0	11.1%
FAILURE TO REGISTER AS SEX OFFENDER 3+ (POST 06/10/2010)	46	40	1	13.2%
FAILURE TO REGISTER AS SEX OFFENDER 3+ (POST 06/10/2010) [Attempt]	0	1	0	0.0%
FALSE VERIFICATION FOR WELFARE	0	1	0	33.3%
FORGED PRESCRIP - VUCSA - 1ST OFFENSE	1	2	0	12.9%
FORGED PRESCRIP - VULDA	0	1	0	16.7%
FORGERY	25	109	1	29.1%
FRAUDULENT CREDIT UNION DEPOSIT	0	1	0	0.0%
HARASSMENT	119	223	3	31.1%

OFFENSE	SENTENCE RELATIVE TO STANDARD RANGE			AVERAGE OF WHERE IN THE RANGE?
	Below	Within	Above	
HARMING A POLICE DOG	0	1	0	25.0%
HATE CRIME (since 07/28/2019, previously MALICIOUS HARASSMENT)	5	7	0	64.3%
HIT AND RUN - DEATH (POST 7/21/01)	3	7	0	65.4%
HIT AND RUN - DEATH (POST 7/21/01) [Conspiracy]	0	1	0	0.0%
HIT AND RUN - INJURY (POST 6/7/00)	33	31	1	35.5%
HOMICIDE BY ABUSE (POST 7/24/99)	0	1	1	84.9%
HOMICIDE BY WATERCRAFT-DISREGARD SAFETY	0	1	0	50.0%
IDENTITY THEFT 1 (POST 7/21/01)	28	23	0	26.0%
IDENTITY THEFT 1 (POST 7/21/01) [Attempt]	0	5	0	26.7%
IDENTITY THEFT 2 (POST 7/21/01)	109	199	1	27.6%
ILLEGAL TRANSFER OF MOTOR VEHICLE CERTIFICATE	0	45	0	15.4%
IMITATION CONTROL SUBSTANCE - DIST TO MINOR (POST 7/89)	1	0	0	n.a.
INCENDIARY DEVICES (POST 7/24/99)	0	1	0	100.0%
INCEST 1	0	4	0	25.0%
INCEST 2	1	2	0	100.0%
INCITING CRIMINAL PROFITEERING	1	0	0	n.a.
INDECENT EXPOSURE (POST 7/24/99) L4	3	8	1	31.2%
INDECENT EXPOSURE (UNRANKED)	0	19	2	69.0%
INDECENT LIBERTIES - DD VICTIM (POST 7/90)	2	19	1	49.2%
INDECENT LIBERTIES - DD VICTIM (POST 7/90) [Attempt]	0	2	0	55.0%
INDECENT LIBERTIES BY HEALTHCARE PROVIDER	0	2	0	100.0%
INDECENT LIBERTIES W/FRAIL ELDER/ VULNERABLE ADULT VICTIM	0	6	0	47.0%
INDECENT LIBERTIES WITH FORCE (POST 8/31/01) (.712)	1	6	1	64.0%
INSURANCE FRAUD - FALSE CLAIMS	0	1	0	0.0%
INSURANCE FRAUD - PROP DESTRUCT/SECRET/INJURE	0	5	0	14.4%
INTERFERENCE WITH PERSON PERFORMING OFFICIAL DUTIES	0	1	0	26.0%
INTIMIDATING A JUDGE	2	1	0	52.0%
INTIMIDATING A PUBLIC SERVANT	1	2	0	50.0%
INTIMIDATING A WITNESS	5	4	0	22.0%
INTRODUCING CONTRABAND 1	0	1	0	0.0%
INTRODUCING CONTRABAND 2	2	2	0	25.0%
KIDNAPPING 1	0	12	1	49.7%
KIDNAPPING 1 [Attempt]	0	1	0	36.7%
KIDNAPPING 1 [Life]	0	1	0	n.a.
KIDNAPPING 2	1	10	0	60.0%
KIDNAPPING 2 [Attempt]	0	1	1	33.3%
LEADING ORGANIZED CRIME	0	1	0	0.0%
LEADING ORGANIZED CRIME [Attempt]	0	1	0	0.0%
LOTTERY ACT VIOLATION	0	1	0	25.0%
LURING OF MINOR OR DEVELOPMENTAL DISABILITY PERSON	0	3	0	5.6%

OFFENSE	SENTENCE RELATIVE TO STANDARD RANGE			AVERAGE OF WHERE IN THE RANGE?
	Below	Within	Above	
MAIL THEFT	0	10	0	11.7%
MAINTAIN BUCKET SHOP	0	1	0	27.4%
MAINTAIN PLACE FOR DRUGS - 1ST OFFENSE (POST 7/24/99)	3	1	0	100.0%
MAINTAIN PLACE FOR DRUGS - 1ST OFFENSE (POST 7/24/99) [Conspiracy]	0	1	0	1.4%
MALICIOUS INJURY TO RAILROAD PROPERTY (POST 7/24/99)	0	2	0	25.0%
MALICIOUS INJURY TO RAILROAD PROPERTY (POST 7/24/99) [Attempt]	0	1	0	100.0%
MALICIOUS MISCHIEF 1	18	52	0	38.8%
MALICIOUS MISCHIEF 1 [Attempt]	0	1	0	61.3%
MALICIOUS MISCHIEF 2	33	233	3	39.5%
MALICIOUS PLACEMENT OF EXPLOSIVES 3 (POST 7/26/97)	1	0	0	n.a.
MALICIOUS PROSECUTION	0	2	0	15.1%
MANSLAUGHTER 1 (POST 7/26/97)	11	27	1	49.7%
MANSLAUGHTER 1 (POST 7/26/97) [Conspiracy]	0	2	0	50.0%
MANSLAUGHTER 2 (POST 7/26/97)	3	22	6	58.0%
MFG DEL POS W/I CANNABIS - 1ST OFFENSE	2	16	0	12.7%
MFG DEL POS W/I CANNABIS - 1ST OFFENSE [Conspiracy]	0	1	0	50.0%
MFG DEL POS W/I CANNABIS - SCHOOL ZONE	0	2	0	25.0%
MFG DEL POS W/I HER (POST 6/30/02) (L7)	10	24	0	29.2%
MFG DEL POS W/I HER (POST 6/30/02) (L7) [Attempt]	0	4	0	27.2%
MFG DEL POS W/I HER (POST 6/30/02) (L7) [Conspiracy]	0	35	0	17.4%
MFG DEL POS W/I HER (POST 6/30/02) (L7) [Solicitation]	1	0	0	n.a.
MFG DEL POS W/I HER COC - SUBSEQ (POST 6/30/02) (L7)	0	1	0	20.0%
MFG DEL POS W/I IMITATION CONTROLLED SUBSTANCE (POST 7/89)	0	1	0	24.7%
MFG DEL POS W/I OTH,EXC MJ/METH/AMP/FLUN-SCHOOL ZONE (POST 6/9	1	1	0	100.0%
MFG DEL POS W/I SCH I/II NARC OR FLUNT SUBSEQ	2	5	0	37.1%
MFG DEL POS W/I SCH I/II NARC OR FLUNT-1ST OFF	67	231	3	28.4%
MFG DEL POS W/I SCH I/II NARC OR FLUNT-1ST OFF [Attempt]	0	22	1	39.3%
MFG DEL POS W/I SCH I/II NARC OR FLUNT-1ST OFF [Conspiracy]	0	124	1	21.6%
MFG DEL POS W/I SCH I/II NARC OR FLUNT-1ST OFF [Solicitation]	0	2	0	0.0%
MFG METH - 1ST OFFENSE (POST 6/30/98)	1	0	0	n.a.
MONEY LAUNDERING	0	35	0	21.4%
MORTGAGE FRAUD	4	0	0	n.a.
MURDER 1 (7/1/90-7/24/99)	0	4	0	59.6%
MURDER 1 (POST 7/24/99)	7	40	1	59.9%
MURDER 1 (POST 7/24/99) [Attempt]	1	8	0	29.7%
MURDER 1 (POST 7/24/99) [Conspiracy]	3	0	0	n.a.
MURDER 1 (POST 7/24/99) [Solicitation]	1	0	0	n.a.
MURDER 1 (POST 7/24/99) [Life]	0	1	0	n.a.
MURDER 1 (PRE 7/1/90)	0	1	0	75.0%
MURDER 2 ( POST 7/24/99)	2	91	2	42.5%

OFFENSE	SENTENCE RELATIVE TO STANDARD RANGE			AVERAGE OF WHERE IN THE RANGE?
	Below	Within	Above	
MURDER 2 ( POST 7/24/99) [Attempt]	0	7	0	51.2%
MURDER 2 ( POST 7/24/99) [Solicitation]	0	1	0	100.0%
MURDER 2 ( POST 7/24/99) [Life]	0	0	1	n.a.
MURDER 2 ( POST 7/24/99) [Life] [Attempt]	0	1	0	n.a.
MURDER 2 (7/1/90-7/24/99)	0	1	0	0.0%
MURDER 2 (7/1/90-7/24/99) [Attempt]	1	0	0	n.a.
ORGANIZED RETAIL THEFT 1	12	15	0	38.8%
ORGANIZED RETAIL THEFT 2	22	55	1	28.2%
OVER 18- DELIVER CONTROLLED SUBSTANCE TO MINOR	0	1	0	49.9%
PERJURY 2	1	2	0	0.0%
PHYSICAL CONTROL VEHICLE UNDER THE INFLUENCE (FELONY) POST (0	1	5	0	38.0%
POSS OF A STOLEN FIREARM	16	17	0	34.8%
POSS OF CONTROL SUBSTANCE - BY PRISONERS	0	83	0	21.3%
POSS OF DEADLY WEAPON BY PRISONER	0	5	0	56.7%
POSS OF DEPICTION OF MINOR 1ST DEGREE (POST 06/07/06)	6	54	0	32.9%
POSS OF DEPICTION OF MINOR 2ND DEGREE (06/07/06-07/23/2017)	1	0	0	n.a.
POSS OF DEPICTION OF MINORS 2ND DEGREE (POST 07/23/2017)	4	21	0	17.7%
POSS OF DEPICTION OF MINORS 2ND DEGREE (POST 07/23/2017) [Attempt]	0	2	0	50.0%
POSSESSION OF MACHINE GUN OR SHORT BARREL SHOTGUN (POST 7/2	2	7	0	12.1%
POSSESSION OF STOLEN MAIL	0	22	0	36.8%
POSSESSION OF STOLEN PROPERTY 1	2	19	0	39.8%
POSSESSION OF STOLEN PROPERTY 2	35	162	2	33.0%
POSSESSION OF STOLEN VEHICLE	204	465	4	34.2%
POSSESSION OF STOLEN VEHICLE [Attempt]	5	11	0	17.2%
PRISON RIOT	1	49	0	13.1%
PRISON RIOT [Attempt]	0	4	0	52.1%
PROMOTING PROSTITUTION 1	0	3	0	33.3%
PROMOTING PROSTITUTION 1 [Life]	0	1	0	n.a.
PROMOTING PROSTITUTION 2	3	9	0	77.8%
RAPE 1 (POST 8/31/01) (.712)	0	4	0	64.6%
RAPE 1 (POST 8/31/01) (.712) [Attempt]	0	1	0	0.0%
RAPE 2 (POST 8/31/01) (.712)	0	21	4	52.8%
RAPE 2 (POST 8/31/01) (.712) [Attempt]	0	2	0	24.0%
RAPE 2 (POST 8/31/01) (.712) [Life]	0	2	0	n.a.
RAPE 3	6	43	5	51.9%
RAPE OF A CHILD 1 (7/27/97 - 8/31/01)	1	0	0	n.a.
RAPE OF A CHILD 1 <18 (POST 8/31/01)	2	1	0	0.0%
RAPE OF A CHILD 1 >17 (POST 8/31/01) (.712)	9	57	4	52.8%
RAPE OF A CHILD 1 >17 (POST 8/31/01) (.712) [Attempt]	1	2	0	100.0%
RAPE OF A CHILD 1 >17 (POST 8/31/01) (.712) [Life]	0	2	0	n.a.

OFFENSE	SENTENCE RELATIVE TO STANDARD RANGE			AVERAGE OF WHERE IN THE RANGE?
	Below	Within	Above	
RAPE OF A CHILD 2 >17 (POST 8/31/01) (.712)	3	30	2	48.2%
RAPE OF A CHILD 2 >17 (POST 8/31/01) (.712) [Attempt]	2	19	0	29.1%
RAPE OF A CHILD 3 (POST 7/90)	10	33	3	61.0%
RECKLESS BURNING 1	5	40	2	63.4%
RENDERING CRIMINAL ASSISTANCE 1 (POST 07/01/2010)	12	19	0	46.5%
REPEAT VOTING	0	2	0	4.2%
RESIDENTIAL BURGLARY (POST 7/90)	188	212	2	28.4%
RESIDENTIAL BURGLARY (POST 7/90) [Attempt]	22	29	0	26.0%
RETAIL THEFT WITH EXTENUATING CIRCUMSTANCES 2	3	20	2	16.7%
RETAIL THEFT WITH EXTENUATING CIRCUMSTANCES 3	0	285	0	17.1%
ROBBERY 1	22	134	2	33.9%
ROBBERY 1 [Attempt]	3	16	1	34.4%
ROBBERY 1 [Conspiracy]	0	3	0	53.6%
ROBBERY 2	28	218	9	33.4%
ROBBERY 2 [Attempt]	3	31	2	16.1%
SALE OR RECEIPT OF PRECURSOR DRUG	0	1	0	33.3%
SEXUAL EXPLOITATION (POST 6/30/01)	1	13	0	66.5%
SEXUAL EXPLOITATION (POST 6/30/01) [Attempt]	1	0	0	n.a.
SEXUAL MISCONDUCT 1 (POST 7/90)	2	1	0	0.0%
STALKING (POST 6/30/00)	0	0	2	n.a.
STALKING (POST 7/28/13)	12	18	0	49.5%
STALKING (POST 7/28/13) [Attempt]	1	1	0	46.7%
TAKING MOTOR VEHICLE WITHOUT PERMISSION 1 (POST 6/12/02)	0	2	0	92.3%
TAKING MOTOR VEHICLE WITHOUT PERMISSION 1 (POST 6/12/02) [Attem	1	0	0	n.a.
TAKING MOTOR VEHICLE WITHOUT PERMISSION 2 (POST 6/12/02)	165	687	6	29.2%
TAMPERING WITH A WITNESS	14	30	0	39.1%
TELEPHONE HARASSMENT (POST 7/24/99)	1	1	0	17.4%
THEFT 1	40	151	3	35.6%
THEFT 1 [Attempt]	1	13	0	36.4%
THEFT 1 [Conspiracy]	1	0	0	n.a.
THEFT 1 - WELFARE FRAUD	2	5	0	26.7%
THEFT 2	77	532	6	33.8%
THEFT FROM A VULNERABLE ADULT 1	1	3	1	0.0%
THEFT FROM A VULNERABLE ADULT 2	2	1	0	20.0%
THEFT OF A FIREARM (POST 7/22/95)	18	15	0	14.9%
THEFT OF A FIREARM (POST 7/22/95) [Attempt]	0	3	0	0.0%
THEFT OF MOTOR VEHICLE	71	145	1	35.7%
THEFT OF MOTOR VEHICLE [Attempt]	8	28	0	25.4%
THEFT OF RENTAL OR LEASED PROPERTY (\$250-\$1,500)	0	4	0	25.1%
THEFT OF RENTAL OR LEASED PROPERTY (>\$1,500)	0	3	0	16.8%

OFFENSE	SENTENCE RELATIVE TO STANDARD RANGE			AVERAGE OF WHERE IN THE RANGE?
	Below	Within	Above	
THEFT W/ INTENT RESELL 2	2	4	0	14.6%
THREATS TO BOMB (POST 7/89)	2	4	0	37.5%
TRAFFICKING 1ST DEGREE	0	1	0	38.4%
TRAFFICKING 2ND DEGREE	0	1	0	0.0%
TRAFFICKING IN STOLEN PROPERTY 1	54	43	0	25.5%
TRAFFICKING IN STOLEN PROPERTY 1 [Attempt]	0	1	0	50.0%
TRAFFICKING IN STOLEN PROPERTY 2	21	28	0	31.4%
UNLAWFUL FISH AND SHELLFISH CATCH ACCOUNTING 1ST DEGREE	0	1	0	0.0%
UNLAWFUL HUNTING BIG GAME - 1ST	1	0	0	n.a.
UNLAWFUL IMPRISONMENT	24	44	0	29.5%
UNLAWFUL ISSUANCE OF CHECKS OR DRAFTS	0	2	0	0.0%
UNLAWFUL POSSESSION OF FIREARM 1	72	153	8	27.5%
UNLAWFUL POSSESSION OF FIREARM 1 [Attempt]	1	2	0	18.3%
UNLAWFUL POSSESSION OF FIREARM 2	121	511	6	31.2%
UNLAWFUL POSSESSION OF PAYMENT INSTRUMENTS	0	6	0	23.3%
UNLAWFUL PRODUCTION OF PAYMENT INSTRUMENTS	1	0	0	n.a.
UNLAWFUL SUBLEASING OF MOTOR VEHICLE	0	2	0	22.7%
UNLAWFUL USE OF FORTIFIED BUILDING (POST 1988)	0	3	0	4.6%
UNSAFE STORAGE OF FIREARM IN 1ST DEGREE	0	4	0	11.8%
USE BUILDING FOR DRUGS (POST 7/24/99)	0	9	0	13.8%
USE OF PROCEEDS OF CRIMINAL PROFITEERING [Attempt]	0	1	0	0.0%
VEHICLE PROWL 1	1	5	0	33.3%
VEHICLE PROWL 2 (3RD OR SUBS - POST 2013)	5	7	0	71.4%
VEHICULAR ASSAULT DISREGARD SAFETY (POST 7/21/01)	25	46	1	44.7%
VEHICULAR ASSAULT DISREGARD SAFETY (POST 7/21/01) [Attempt]	1	3	0	38.9%
VEHICULAR ASSAULT UNDER INFL/RECKLESS (POST 7/21/01)	10	99	4	28.8%
VEHICULAR HOMICIDE - DISREGARD SAFETY OF OTHERS (POST 6/5/96)	10	19	6	63.7%
VEHICULAR HOMICIDE - DISREGARD SAFETY OF OTHERS (POST 6/5/96) [	1	0	0	n.a.
VEHICULAR HOMICIDE - DRUNK (L11) (POST 07/28/2013)	4	42	1	28.5%
VEHICULAR HOMICIDE - RECKLESS MANNER (POST 06/19/2016)	0	12	1	62.8%
VIEW DEPICTION OF MINOR ENGAGED SEX CONDUCT 1ST DEGREE	0	1	0	50.0%
VIEW DEPICTION OF MINOR ENGAGED SEX CONDUCT 2ND DEG	0	7	0	18.1%
VOYEURISM (POST 06/07/06)	0	19	3	48.3%
<b>ALL OFFENSES</b>	<b>3,813</b>	<b>11,302</b>	<b>255</b>	<b>32.8%</b>



**Table 13. Average Sentence of "Most Serious Offenders" by County  
Fiscal Year 2024**

*This table excludes life and death sentences.*

COUNTY	Number	Months
Adams	7	70.3
Asotin	19	23.5
Benton	66	80.1
Chelan	28	55.9
Clallam	18	98.6
Clark	172	68.3
Cowlitz	83	107.5
Douglas	11	97.5
Ferry	4	45.0
Franklin	34	86.3
Garfield	2	69.0
Grant	47	87.4
Grays Harbor	36	39.5
Island	21	54.6
Jefferson	8	64.4
King	416	81.8
Kitsap	85	58.1
Kittitas	12	69.2
Klickitat	7	27.6
Lewis	53	112.3
Lincoln	1	108.0
Mason	23	98.4
Okanogan	15	50.3
Pacific	10	41.7
Pierce	403	93.3
San Juan	4	42.8
Skagit	73	46.6
Skamania	5	186.2
Snohomish	150	89.1
Spokane	249	62.3
Stevens	19	52.4
Thurston	95	62.4
Wahkiakum	1	4.0
Walla Walla	14	41.9
Whatcom	80	47.0
Whitman	6	8.3
Yakima	151	63.2
<b>TOTAL</b>	<b>2,428</b>	<b>75.4</b>

**ONLY LIFE OR DEATH\* SENTENCES BY COUNTY**

COUNTY	Number	Sentence
Clark	1	Life
Cowlitz	1	Life
Franklin	1	Life
Grant	1	Life
King	5	Life
Kitsap	3	Life
Pierce	10	Life
Snohomish	3	Life
Spokane	2	Life
Thurston	1	Life
<b>TOTAL</b>	<b>28</b>	

\*A Persistent Offender may be sentenced to death if the "third strike" offense is Aggravated Murder.

NOTE: The definition of "Most Serious Offender" used in this table is a person convicted of a "most serious offense" as defined in RCW 9.94A.030.

**Table 14A. "Persistent Offenders" by County  
Fiscal Year 2024**

<b>COUNTY</b>	<b>TOTAL</b>	
Franklin	1	
Grant	1	
King	2	Two-Strike Sex Offender
King	2	
Pierce	5	
Snohomish	2	
Spokane	1	
Thurston	1	Two-Strike Sex Offender
<b>TOTAL</b>	<b>15</b>	

**Table 14B. Details in Persistent Offenders' Sentences  
Under the Persistent Offender Statue RCW 9.94A.030 (38)(a)(b)  
Fiscal Year 2024**

CAUSE	VERDICT	SENTENCING DATE	OFFENSE	SEX	RACE	DOB	AGE at SENTENCE
<b>Franklin</b>							
22-1-50392-0	Jury Trial	1/12/2024	RAPE 2 (POST 8/31/01) (.712) [Life]	Male	African American	9/29/1981	42
2024010231	FY 2024	Franklin					
		Prior offense	ASSAULT 2 (POST 7/1/88)				
		Prior offense	ASSAULT 2 (POST 7/1/88)				
<b>Grant</b>							
23-1-00055-5	Jury Trial	6/3/2024	ASSAULT 2 (POST 7/1/88) [Life]	Male	Hispanic	3/6/1986	38
2024060048	FY 2024	Grant					
		Prior offense	ASSAULT 2 (POST 7/1/88)				
		Prior offense	ASSAULT 2 (POST 7/1/88)				
<b>King</b>							
17-1-06876-1	Bench or Stipulated Trial	9/15/2023	PROMOTING PROSTITUTION 1 [Life]	Male	African American	9/12/1978	45
2023091067	FY 2024	King					
		Prior offense	BURGLARY 1				
		Prior offense	ASSAULT 2 (POST 7/1/88)				

\*\* "Two-Strike" Sentences under the Persistent Offender Statue RCW 9.94A.030(38)(b)

CAUSE	VERDICT	SENTENCING DATE	OFFENSE	SEX	RACE	DOB	AGE at SENTENCE
** 20-1-01995-6 2024060865	Plea or Stipulated Findings & Conclusions FY 2024 King	6/25/2024	RAPE OF A CHILD 1 >17 (POST 8/31/01) (.712) [Life]	Male	White	5/2/1969	55
		Prior offense	CHILD MOLEST 1 >17 (POST 8/31/01) (.712)				
		Prior offense	CHILD MOLEST 1 >17 (POST 8/31/01) (.712)				
** 21-1-00196-6 2024060890	Jury Trial FY 2024 King	6/14/2024	RAPE 2 (POST 8/31/01) (.712) [Life]	Male	White	7/9/1968	55
		Prior offense	RAPE OF A CHILD 1 (7/90 - 7/26/97)				
		Prior offense	RAPE OF A CHILD 1 (7/90 - 7/26/97)				
		Prior offense	RAPE OF A CHILD 1 (7/90 - 7/26/97)				
		Prior offense	RAPE OF A CHILD 1 (7/90 - 7/26/97)				
21-1-04851-2 2024060923	Jury Trial FY 2024 King	6/21/2024	MURDER 1 (POST 7/24/99) [Life] Firearm	Male	Native American	6/7/1977	47
		Prior offense	ASSAULT 3 (POST 7/1/88) Firearm				
		Prior offense	MANSLAUGHTER 1 (POST 7/26/97)				
		Prior offense	ASSAULT 2 (POST 7/1/88)				
<b>Pierce</b>							
21-1-00172-4 2023080903	Jury Trial FY 2024 Pierce	8/4/2023	RAPE OF A CHILD 1 >17 (POST 8/31/01) (.712) [Life]	Male	African American	3/29/1983	40
		Prior offense	ASSAULT 2 (POST 7/1/88)				
		Prior offense	ROBBERY 1 [Attempt]				

\*\* "Two-Strike" Sentences under the Persistent Offender Statue RCW 9.94A.030(38)(b)

CAUSE	VERDICT	SENTENCING DATE	OFFENSE	SEX	RACE	DOB	AGE at SENTENCE
21-1-00745-5	Bench or Stipulated Trial	8/4/2023	MURDER 2 ( POST 7/24/99) [Life] [Attempt] Subseq Firearm	Male	African American	9/13/1990	32
2023080908	FY 2024 Pierce		Prior offense ROBBERY 1 Prior offense ROBBERY 1 Non-Firearm DW				
21-1-03745-1	Jury Trial	10/6/2023	KIDNAPPING 1 [Life]	Male	White	4/18/1967	56
2023101179	FY 2024 Pierce		Prior offense ASSAULT 2 (POST 7/1/88) Prior offense KIDNAPPING 2				
23-1-02504-2	Plea or Stipulated Findings & Conclusions	2/26/2024	BURGLARY 1 [Life] Firearm	Male	White	7/18/1974	49
2024020961	FY 2024 Pierce		Prior offense ASSAULT 2 (POST 7/1/88) [Attempt] Prior offense ASSAULT 2 (POST 7/1/88) w/ Sexual Motivation				
19-1-04526-6	Jury Trial	6/17/2024	ASSAULT 1 (POST 7/1/90) [Life] Firearm	Male	White	12/8/1969	54
2024061048	FY 2024 Pierce		Prior offense BURGLARY 1 Prior offense ASSAULT 2 (POST 7/1/88)				

\*\* "Two-Strike" Sentences under the Persistent Offender Statue RCW 9.94A.030(38)(b)

CAUSE	VERDICT	SENTENCING DATE	OFFENSE	SEX	RACE	DOB	AGE at SENTENCE
<b>Snohomish</b>							
22-1-01465-7	Jury Trial	10/5/2023	ASSAULT 1 (POST 7/1/90) [Life] Firearm	Male	African American	12/3/1977	45
2023100112	FY 2024						
			Prior offense ARSON 1				
			Prior offense PROMOTING PROSTITUTION 1				
19-1-01053-8	Plea or Stipulated Findings & Conclusions	2/22/2024	ASSAULT 2 (POST 7/1/88) [Life]	Male	White	1/26/1972	52
2024020569	FY 2024						
			Prior offense ASSAULT 2 (POST 7/1/88)				
			Prior offense ROBBERY 1				
			Prior offense ROBBERY 1 [Attempt]				
<b>Spokane</b>							
22-1-02816-6	Jury Trial	1/4/2024	BURGLARY 1 [Life]	Male	White	10/8/1978	45
2024010116	FY 2024						
			Prior offense ROBBERY 1				
			Prior offense MANSLAUGHTER 2 (POST 7/26/97)				
<b>Thurston</b>							
** 19-1-02373-6	Jury Trial	4/23/2024	CHILD MOLEST 1 >17 (POST 8/31/01) (.712) [Life]	Male	White	4/23/1948	76
2024040505	FY 2024						
			Prior offense RAPE 2 (7/90 - 7/26/97)				

\*\* "Two-Strike" Sentences under the Persistent Offender Statue RCW 9.94A.030(38)(b)

## EXCEPTIONAL SENTENCES

Under provisions of the Sentencing Reform Act (SRA), every adult felony offense has a presumed range of punishment determined by the seriousness of the offense, the number and type of other current offenses, and the number and type of prior adult and juvenile offenses. The presumptive range for certain offenses may be increased for weapon usage, for dealing drugs in a school or other protected zone, or for certain drug offenses committed in a correctional facility. The presumptive range is decreased by 25 percent if the current offense is an attempt, conspiracy, or solicitation to commit a felony. Some alternative sentences are possible under the First-time Offender Waiver (FTOW) for first time offenders, excluding violent, sex, or certain drug offenses. In addition, the Special Sex Offender Sentencing Alternative (SSOSA) allows suspended sentences for certain individuals, and the Drug Offender Sentencing Alternative (DOSA) allows for reduced confinement time for eligible individuals.

The SRA presumes that, in most cases, a sentencing judge will impose a sentence within the standard range for the offense. An exceptional sentence is a sentence outside the standard range (Alternative sentences under FTOW, SSOSA, Parenting Alternative, Mental Health Alternative or DOSA are not considered exceptional sentences). An exceptional sentence is allowed if there are substantial and compelling reasons supported by the record. An aggravated sentence must be based on a factor listed in RCW 9.94A.535, and the defendant has a right to a jury trial on the facts and circumstances underlying an aggravating factor. The judge is required to record these reasons in writing. Some exceptional sentences do not result in incarceration outside the standard range, but are used to provide sentence conditions not otherwise permitted (*e.g.*, lengthy community supervision). The prosecution or the defense may appeal exceptional sentences.

The following tables summarize the reasons recorded by sentencing judges when imposing exceptional sentences. Reasons are summarized separately for mitigated sentences, aggravated sentences, and sentences within the standard range.

**Table 15. Mitigated Exceptional Sentence Reasons  
Fiscal Year 2024**

<b>REASON</b>	<b>COUNT</b>
Exceptional sentence is more appropriate/is in the interests of justice.	447
All parties agreed to mitigated sentence.	382
Part of plea agreement.	263
Defendant's age.	18
Capacity to appreciate the wrongfulness was significantly impaired.	16
The defendant's mental condition.	14
Victim was an initiator, willing participant, aggressor, or provoker.	11
To make frugal use of the state's resources.	6
The multiple offense policy results in a clearly excessive presumptive sentence.	3
With no apparent predisposition, was induced by others to participate.	2
Other mitigating factor.	2
For defendant's rehabilitation or treatment.	1
No prior convictions or they are remote in time.	1
Defendant's physical condition.	1
Crime committed under duress, coercion, threat, or compulsion.	1
Defendant is addressing psychological problem.	1
<b>Total Mitigated Reasons:</b>	<b>1,169</b>
<b>Total Mitigated Sentences:</b>	<b>1,123</b>
<b>Total Reasons Per Case:</b>	<b>1.04</b>



**Table 16. Aggravated Exceptional Sentence Reasons  
Fiscal Year 2024**

REASON	COUNT
Defendant agreed to prison, greater sentence, or treatment.	288
Defendant was in a position of trust (not an economic or drug offense).	10
A domestic violence offense that was a part of an ongoing pattern of psychological, physical, or sex abuse of victim with multiple incidents over a prolonged period of time.	5
Victim was particularly vulnerable.	4
The victim's injuries substantially exceed the level of bodily harm necessary to satisfy the elements of the offense.	4
A law enforcement officer was either the victim or injured as a result of the offense.	4
The sentence was the result of a plea agreement in exchange for a reduced charge.	4
Major economic offense - used position of trust, confidence, responsibility.	3
The multiple offense policy results in a clearly lenient presumptive sent.	3
Part of an ongoing pattern of sexual abuse of the same victim under 18.	3
Major economic offense involving multiple victims or multiple incidents.	3
Deliberate cruelty to the victim.	3
Major economic offense substantially greater than typical for the offense.	3
Major economic offense - high sophistication, planning, long time period.	2
Defendant showed no remorse.	2
A domestic violence offense that occurred in sight or sound of victim's children under age 18.	2
Crime injured/harmed a person other than the victim.	2
Criminal history score greater than 9 points.	2
Blakely.	1
Current offense is a burglary and its victim was present in the building or residence where crime was committed.	1
Multiple victims or multiple incidents per victim (not an economic offense).	1
The current offense was a major economic offense or series of offenses.	1
The offense was a violent offense and the defendant knew the victim was pregnant.	1
<b>Total Reasons:</b>	<b>352</b>
<b>Total Aggravated Sentences:</b>	<b>325</b>
<b>Total Reasons Per Case:</b>	<b>1.08</b>

**Table 17. Within Standard Range Exceptional Sentence Reasons  
Fiscal Year 2024**

<b>REASON</b>	<b>COUNT</b>
Exceptional Sentence is within the presumptive range.	30
<b>Total Aggravated Reasons:</b>	<b>30</b>
<b>Total Sentences:</b>	<b>30</b>
<b>Total Reasons Per Case:</b>	<b>1.00</b>

## **SEX OFFENDER SENTENCING UNDER RCW 9.94A.507**

The 2001 Legislature enacted 3ESSB 6151 – The Management of Sex Offenders in the Civil Commitment and Criminal Justice Systems. The new system is often called “determinate plus.” Essentially, any person who is not a persistent offender, who is sentenced for any one of the offenses enumerated in RCW 9.94A.507 (1)(a)(i) or (ii), or an attempt to commit any of those offenses, or is convicted of any sex offense, except failure to register, and has a prior conviction for a “two-strike” offense under RCW 9.94A.031(36)(b), is to receive an indeterminate sentence. The only exception is for individuals 17 years old or younger at the time of the offense who are sentenced for Rape of a Child in the First Degree, Rape of a Child in the Second Degree, or Child Molestation in the First Degree.

The minimum term of the sentence is to be set in the standard range according to the seriousness level of the offense and the individual score. The minimum term may also constitute an exceptional sentence as provided by RCW 9.94A.535. The maximum term is the statutory maximum sentence for the offense. Individuals sentenced to an indeterminate sentence are eligible for earned release pursuant to RCW 9.94A.728, have the opportunity for sex offender treatment while incarcerated, and may be eligible for the Special Sex Offender Sentencing Alternative (SSOSA) as provided in RCW 9.94A.670.

Individuals sentenced under the “determinate plus” scheme fall under the purview of the Indeterminate Sentence Review Board (ISRB) through the maximum term of the sentence. The ISRB periodically reviews “determinate plus” individuals who have served their minimum term and decides whether to release the person. Individuals sentenced as “determinate plus” may remain in custody up to their statutory maximum, depending on the decisions of the ISRB. Those released from prison will be supervised by the Department of Corrections and will remain on community custody through the maximum term of the sentence.

**Table 18. "Determinate Plus" Sex Offense Sentences by County  
Fiscal Year 2023**

COUNTY	FELONY CLASS OF QUALIFYING OFFENSE			TOTAL DETERMINATE PLUS SENTENCES
	CLASS A	CLASS B	CLASS C	
Adams	0	0	0	0
Asotin	0	1	0	1
Benton	12	0	0	12
Chelan	2	1	0	3
Clallam	3	0	0	3
Clark	20	1	0	21
Columbia	0	0	0	0
Cowlitz	19	1	0	20
Douglas	2	0	0	2
Ferry	0	0	0	0
Franklin	7	1	0	8
Garfield	0	0	0	0
Grant	8	0	0	8
Grays Harbor	1	0	0	1
Island	4	0	0	4
Jefferson	1	0	0	1
King	28	2	0	30
Kitsap	9	0	0	9
Kittitas	4	0	0	4
Klickitat	2	0	0	2
Lewis	18	0	1	19
Lincoln	0	0	0	0
Mason	4	0	0	4
Okanogan	2	0	0	2
Pacific	0	0	0	0
Pend Oreille	0	0	0	0
Pierce	36	4	0	40
San Juan	0	0	0	0
Skagit	5	0	0	5
Skamania	0	0	0	0
Snohomish	16	0	0	16
Spokane	19	1	2	22
Stevens	0	0	0	0
Thurston	2	0	0	2
Wahkiakum	0	0	0	0
Walla Walla	0	0	0	0
Whatcom	6	1	0	7
Whitman	0	0	0	0
Yakima	13	1	0	14
<b>TOTAL</b>	<b>243</b>	<b>14</b>	<b>3</b>	<b>260</b>

**Table 19. Sentences with Domestic Violence by County  
Fiscal Year 2024**

COUNTY	SENTENCE WITH DOMESTIC VIOLENCE	TOTAL SENTENCES	RATIO
Adams	2	29	6.9%
Asotin	19	131	14.5%
Benton	71	505	14.1%
Chelan	34	259	13.1%
Clallam	12	108	11.1%
Clark	135	1,235	10.9%
Columbia	9	18	50.0%
Cowlitz	76	678	11.2%
Douglas	13	87	14.9%
Ferry	5	13	38.5%
Franklin	34	271	12.5%
Garfield	1	7	14.3%
Grant	41	331	12.4%
Grays Harbor	36	233	15.5%
Island	16	82	19.5%
Jefferson	7	43	16.3%
King	211	1,844	11.4%
Kitsap	80	489	16.4%
Kittitas	11	122	9.0%
Klickitat	7	54	13.0%
Lewis	56	621	9.0%
Lincoln	2	19	10.5%
Mason	22	140	15.7%
Okanogan	19	137	13.9%
Pacific	1	38	2.6%
Pend Oreille	2	10	20.0%
Pierce	283	2,340	12.1%
San Juan	3	18	16.7%
Skagit	86	488	17.6%
Skamania	3	19	15.8%
Snohomish	108	664	16.3%
Spokane	279	2,037	13.7%
Stevens	16	211	7.6%
Thurston	94	501	18.8%
Wahkiakum	4	11	36.4%
Walla Walla	12	129	9.3%
Whatcom	49	462	10.6%
Whitman	5	57	8.8%
Yakima	261	929	28.1%
<b>TOTAL</b>	<b>2,125</b>	<b>15,370</b>	<b>13.8%</b>

**Table 20. Age of Offenders by County  
Fiscal Year 2024**

<b>COUNTY</b>	<b>Age: 18-24</b>		<b>Age: 25-34</b>		<b>Age: 35-59</b>		<b>Age: 60-79</b>		<b>Age: 80+</b>		<b>Age: &lt;18</b>		<b>Total</b>
Adams	7	24%	11	38%	8	28%	2	7%	0	0%	1	3%	29
Asotin	20	15%	45	34%	57	44%	8	6%	1	1%	0	0%	131
Benton	96	19%	238	47%	158	31%	9	2%	0	0%	4	1%	505
Chelan	46	18%	90	35%	111	43%	10	4%	0	0%	2	1%	259
Clallam	16	15%	39	36%	49	45%	4	4%	0	0%	0	0%	108
Clark	183	15%	467	38%	547	44%	27	2%	0	0%	9	1%	1,233
Columbia	4	22%	6	33%	8	44%	0	0%	0	0%	0	0%	18
Cowlitz	90	13%	279	41%	290	43%	12	2%	0	0%	7	1%	678
Douglas	14	16%	35	40%	35	40%	2	2%	0	0%	1	1%	87
Ferry	1	8%	4	31%	7	54%	1	8%	0	0%	0	0%	13
Franklin	54	20%	105	39%	109	40%	2	1%	0	0%	1	0%	271
Garfield	1	14%	1	14%	4	57%	1	14%	0	0%	0	0%	7
Grant	70	21%	139	42%	111	34%	8	2%	0	0%	3	1%	331
Grays Harbor	20	9%	85	36%	120	52%	8	3%	0	0%	0	0%	233
Island	20	24%	24	29%	36	44%	2	2%	0	0%	0	0%	82
Jefferson	3	7%	11	26%	26	60%	2	5%	0	0%	1	2%	43
King	349	19%	677	37%	745	41%	40	2%	0	0%	27	1%	1,838
Kitsap	82	17%	174	36%	209	43%	16	3%	0	0%	8	2%	489
Kittitas	15	12%	42	34%	62	51%	3	2%	0	0%	0	0%	122
Klickitat	6	11%	16	30%	27	50%	5	9%	0	0%	0	0%	54
Lewis	146	24%	171	28%	270	43%	32	5%	0	0%	2	0%	621
Lincoln	3	16%	5	26%	11	58%	0	0%	0	0%	0	0%	19
Mason	23	16%	61	44%	51	36%	4	3%	0	0%	1	1%	140
Okanogan	21	15%	44	32%	68	50%	3	2%	0	0%	0	0%	136
Pacific	5	13%	9	24%	21	55%	3	8%	0	0%	0	0%	38
Pend Oreille	2	20%	5	50%	3	30%	0	0%	0	0%	0	0%	10
Pierce	356	15%	917	39%	985	42%	60	3%	3	0%	19	1%	2,340
San Juan	1	6%	6	33%	10	56%	0	0%	0	0%	1	6%	18
Skagit	83	17%	172	35%	220	45%	8	2%	0	0%	5	1%	488
Skamania	4	21%	7	37%	6	32%	2	11%	0	0%	0	0%	19
Snohomish	107	16%	256	39%	276	42%	19	3%	0	0%	6	1%	664
Spokane	302	15%	817	40%	869	43%	37	2%	0	0%	11	1%	2,036
Stevens	24	11%	71	34%	104	49%	11	5%	0	0%	1	0%	211
Thurston	74	15%	199	40%	213	43%	14	3%	0	0%	1	0%	501
Wahkiakum	2	18%	4	36%	4	36%	1	9%	0	0%	0	0%	11
Walla Walla	24	19%	47	37%	55	43%	2	2%	0	0%	0	0%	128
Whatcom	70	15%	171	37%	204	44%	14	3%	1	0%	2	0%	462
Whitman	20	35%	20	35%	16	28%	1	2%	0	0%	0	0%	57
Yakima	176	19%	374	40%	366	39%	8	1%	0	0%	5	1%	929
<b>STATE TOTAL</b>	<b>2,540</b>	<b>17%</b>	<b>5,844</b>	<b>38%</b>	<b>6,471</b>	<b>42%</b>	<b>381</b>	<b>2%</b>	<b>5</b>	<b>0%</b>	<b>118</b>	<b>1%</b>	<b>15,359 (*)</b>

(\*) Excluding sentences missing DOB

**Table 21. Sentences with Prior Juvenile Conviction by County  
Fiscal Year 2024**

<b>ADULT SENTENCES W/ PRIOR JUVENILE CONVICTION</b>					
<b>COUNTY</b>	<b>JAIL</b>	<b>PRISON</b>	<b>OTHERS</b>	<b>TOTAL SENTENCES</b>	<b>RATIO</b>
Adams	2	4	1	29	24.1%
Asotin	3	5	0	131	6.1%
Benton	53	59	10	505	24.2%
Chelan	33	21	7	259	23.6%
Clallam	10	14	2	108	24.1%
Clark	99	142	16	1,235	20.8%
Columbia	0	4	0	18	22.2%
Cowlitz	48	78	20	678	21.5%
Douglas	12	9	2	87	26.4%
Ferry	0	0	0	13	0.0%
Franklin	33	33	3	271	25.5%
Garfield	0	1	0	7	14.3%
Grant	36	43	6	331	25.7%
Grays Harbor	12	25	6	233	18.5%
Island	8	9	0	82	20.7%
Jefferson	3	4	0	43	16.3%
King	93	209	51	1,844	19.1%
Kitsap	44	58	11	489	23.1%
Kittitas	11	8	0	122	15.6%
Klickitat	9	4	0	54	24.1%
Lewis	70	77	11	621	25.4%
Lincoln	2	1	0	19	15.8%
Mason	14	16	8	140	27.1%
Okanogan	18	10	0	137	20.4%
Pacific	5	1	0	38	15.8%
Pend Oreille	0	0	0	10	0.0%
Pierce	160	280	12	2,340	19.3%
San Juan	0	1	0	18	5.6%
Skagit	48	72	6	488	25.8%
Skamania	0	2	0	19	10.5%
Snohomish	33	105	28	664	25.0%
Spokane	181	175	64	2,037	20.6%
Stevens	11	15	3	211	13.7%
Thurston	32	60	2	501	18.8%
Wahkiakum	1	0	0	11	9.1%
Walla Walla	20	12	4	129	27.9%
Whatcom	46	53	12	462	24.0%
Whitman	3	3	0	57	10.5%
Yakima	113	121	21	929	27.4%
<b>TOTAL</b>	<b>1,266</b>	<b>1,734</b>	<b>306</b>	<b>15,370</b>	<b>21.5%</b>

**Table 22. Crimes Against Person by County (RCW 9.94A.411)  
Fiscal Year 2023**

COUNTY	OFFENSES AGAINST PERSON	TOTAL OFFENSES	RATIO
Adams	11	50	22.0%
Asotin	45	243	18.5%
Benton	159	698	22.8%
Chelan	96	384	25.0%
Clallam	35	175	20.0%
Clark	429	1,726	24.9%
Columbia	8	36	22.2%
Cowlitz	222	1,019	21.8%
Douglas	29	141	20.6%
Ferry	6	28	21.4%
Franklin	91	369	24.7%
Garfield	4	12	33.3%
Grant	98	504	19.4%
Grays Harbor	92	304	30.3%
Island	31	122	25.4%
Jefferson	14	75	18.7%
King	738	2,789	26.5%
Kitsap	199	745	26.7%
Kittitas	33	184	17.9%
Klickitat	19	79	24.1%
Lewis	152	990	15.4%
Lincoln	4	30	13.3%
Mason	50	182	27.5%
Okanogan	32	220	14.5%
Pacific	15	43	34.9%
Pend Oreille	3	10	30.0%
Pierce	790	3,475	22.7%
San Juan	6	28	21.4%
Skagit	193	882	21.9%
Skamania	7	34	20.6%
Snohomish	257	1,001	25.7%
Spokane	764	2,829	27.0%
Stevens	57	376	15.2%
Thurston	199	818	24.3%
Wahkiakum	5	12	41.7%
Walla Walla	26	182	14.3%
Whatcom	163	731	22.3%
Whitman	13	67	19.4%
Yakima	395	1,251	31.6%
<b>TOTAL</b>	<b>5,490</b>	<b>22,844</b>	<b>24.0%</b>



**Table 23A. Sentences of Juvenile Declined to Adult Court  
(RCW 13.04.030, RCW 13.40.110)  
by Race**

----  
**Fiscal Year 2024**

Race	Exclusive Declined	Mandatory Declined	Discretionary Declined	Total
White	7	0	0	7
Unknown	5	0	2	7
Native American	1	0	0	1
Hispanic	8	1	1	10
Asian	3	0	0	3
African American	17	0	1	18
<b>TOTAL</b>	<b>41</b>	<b>1</b>	<b>4</b>	<b>46</b>

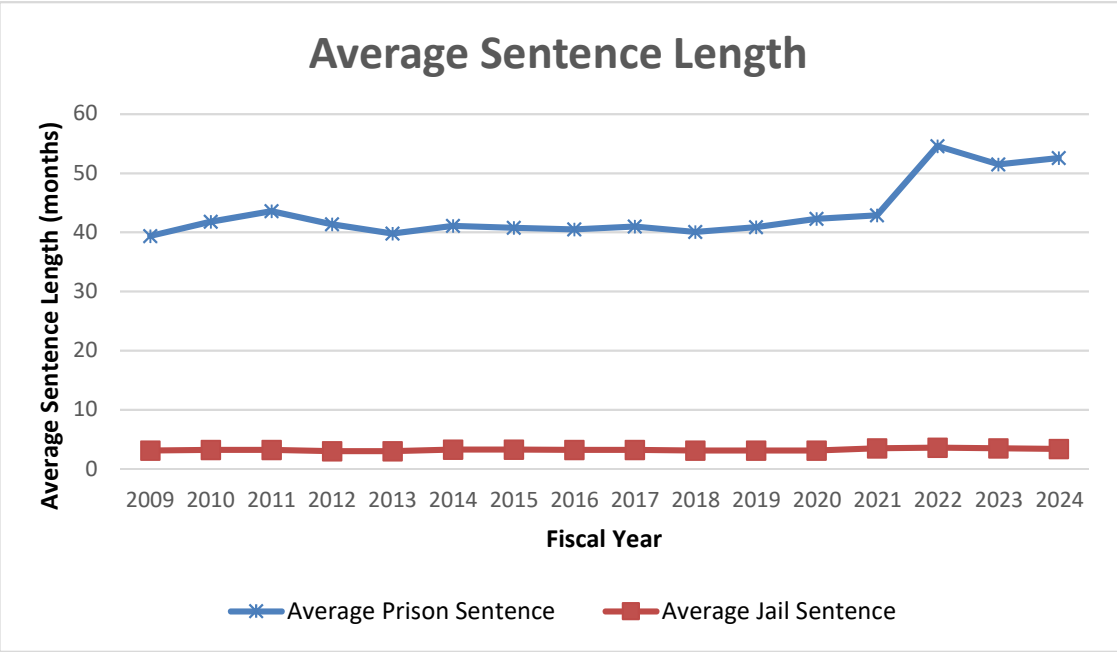
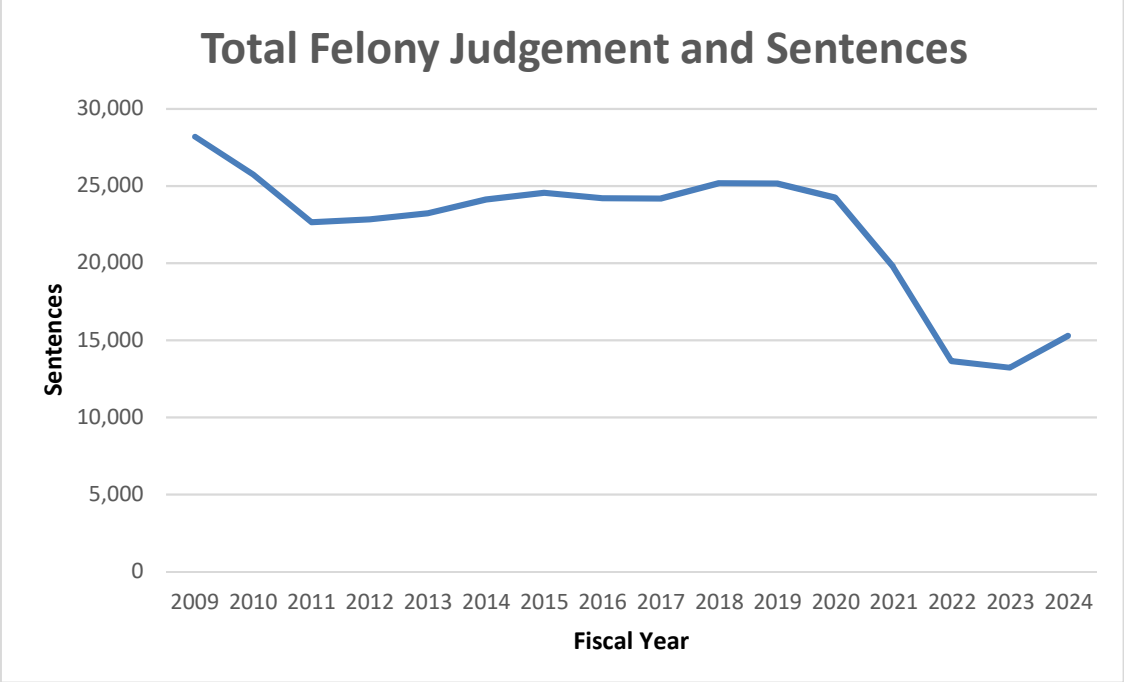
**Table 23B. Sentences of Juvenile Declined to Adult Court  
(RCW 13.04.030, RCW 13.40.110)  
by County**

----  
**Fiscal Year 2024**

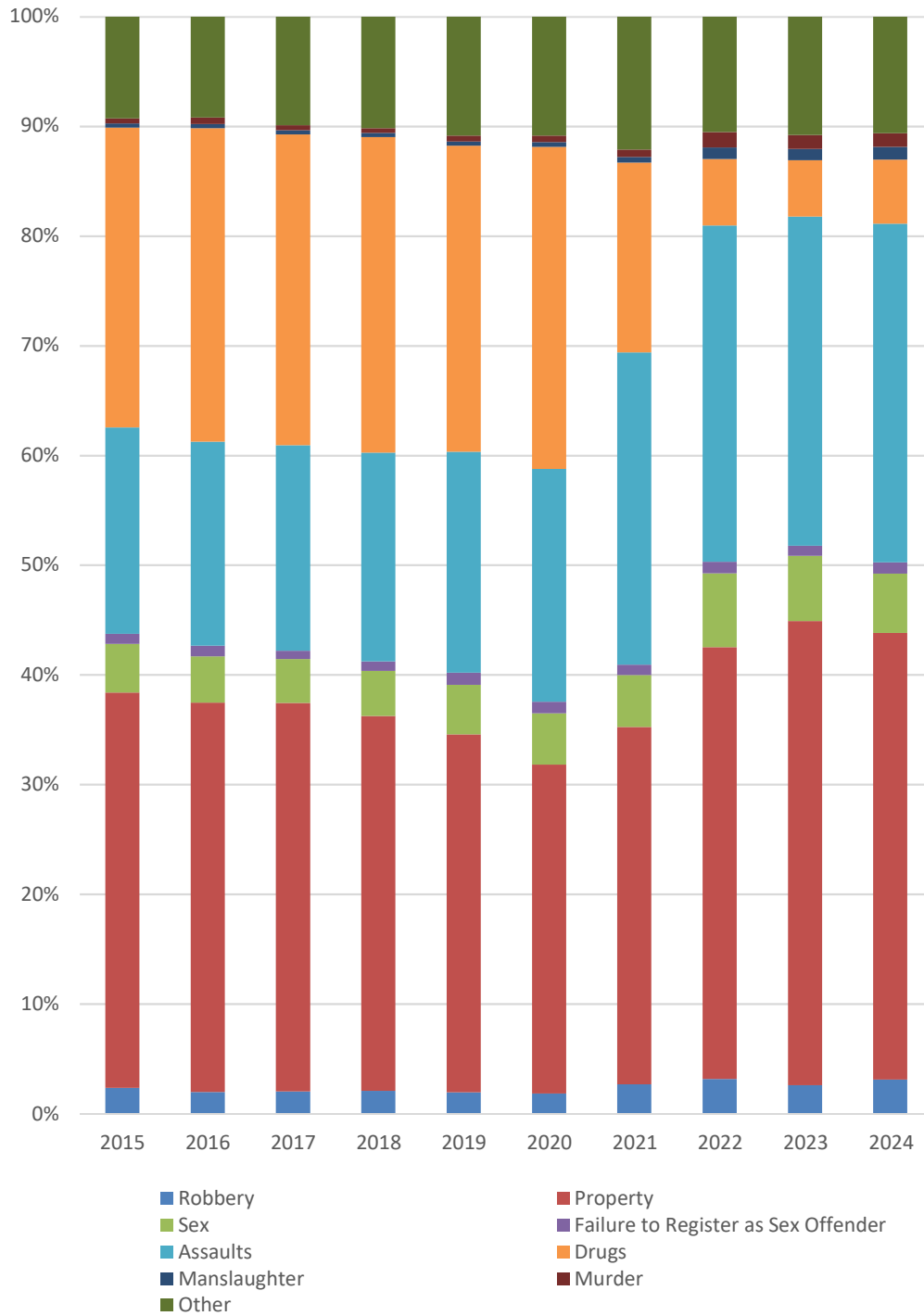
County	Exclusive Declined	Mandatory Declined	Discretionary Declined	Total
Adams	1	0	0	1
Benton	0	0	1	1
Clark	5	0	0	5
Cowlitz	2	0	0	2
Franklin	0	0	1	1
Grant	0	1	1	2
King	6	0	0	6
Kitsap	3	0	0	3
Lewis	2	0	0	2
Pierce	10	0	1	11
Skagit	3	0	0	3
Snohomish	2	0	0	2
Spokane	3	0	0	3
Whatcom	1	0	0	1
Yakima	3	0	0	3
<b>TOTAL</b>	<b>41</b>	<b>1</b>	<b>4</b>	<b>46</b>

## **SENTENCING TRENDS FROM FY 2009 TO FY 2024**

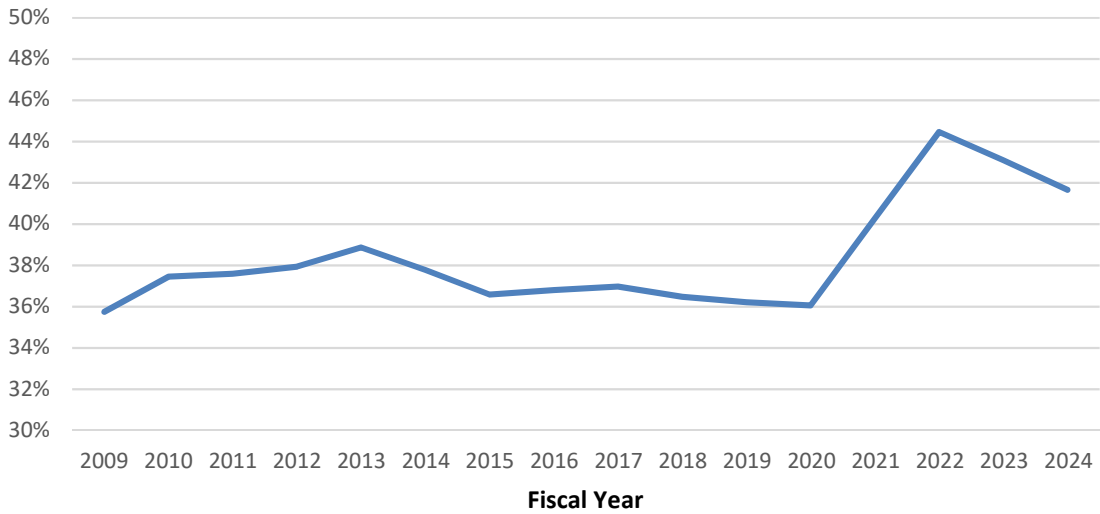
- Total Felony Judgement and Sentences
- Average Sentence Length
- Distribution of Crime Categories (FY2015-FY2024)
- Ratio of Prison Sentences to All Felony Sentences
- Percentage of Violent Sentences in Jail and in Prison
- Sentences by Crime Categories
- Sentences with First-Time Offender Waiver
- Persistent Offenders Sentences
- Violation of the Uniform Controlled Substance Act (VUCSA)
- Alternative Sentences
- Sentences with Exceptional Reasons
- Crimes Committed by Months - FY2024
- Crime Distribution by County - FY2024
- Racial Distribution by Crime Category - FY2024
- Major Crime Distribution by Race - FY2024
- Where-In-The-Range by County FY2024 (Murder 1, Murder 2, Manslaughter, Failure to Register as Sex Offenders, Property, Robbery, Sex, Drug, Other Felonies)
- Deal and No-Deal Drug Offenses by Fiscal Year
- Percentage of Deal and No-Deal Drug Offenses by Fiscal Year



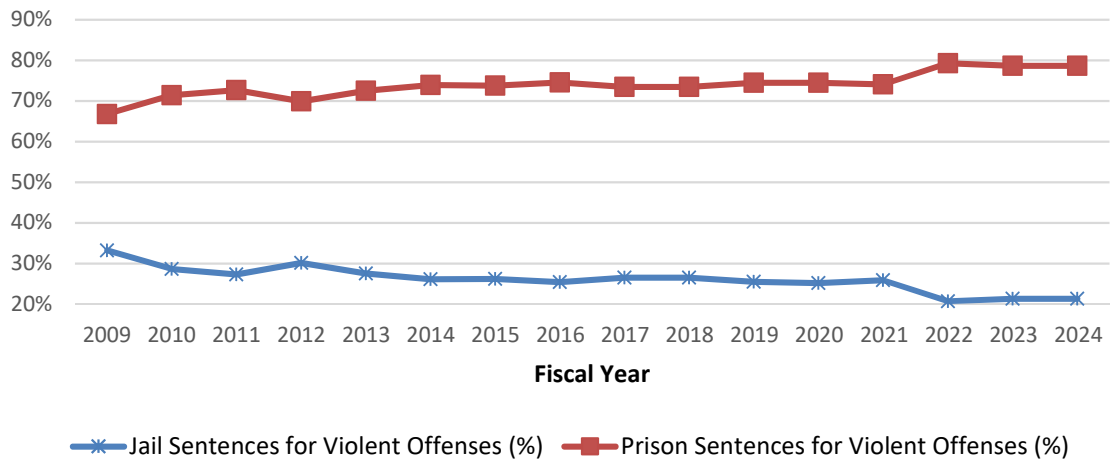
## Distribution of Crime Categories (FY2015-FY2024)



## Ratio of Prison Sentences to All Felony Sentences

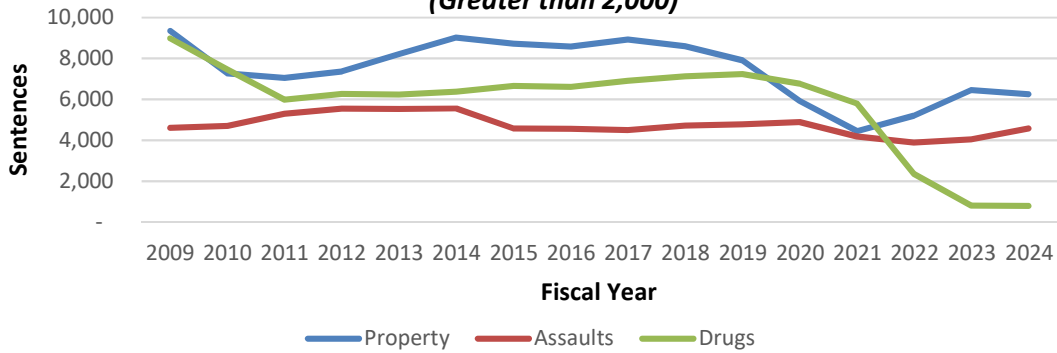


## Percentage of Violent Sentences in Jail and in Prison

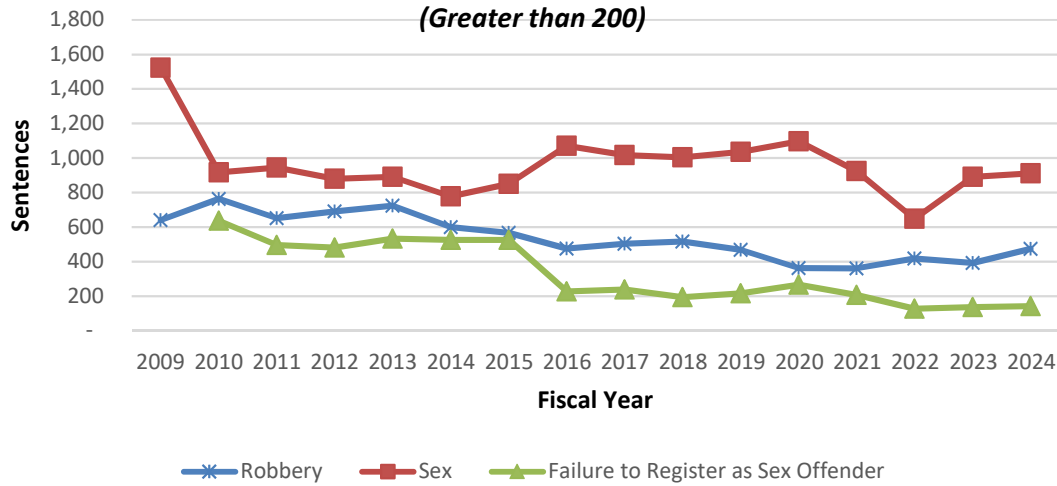


## Sentences by Crime Categories Seperated By Total numbers

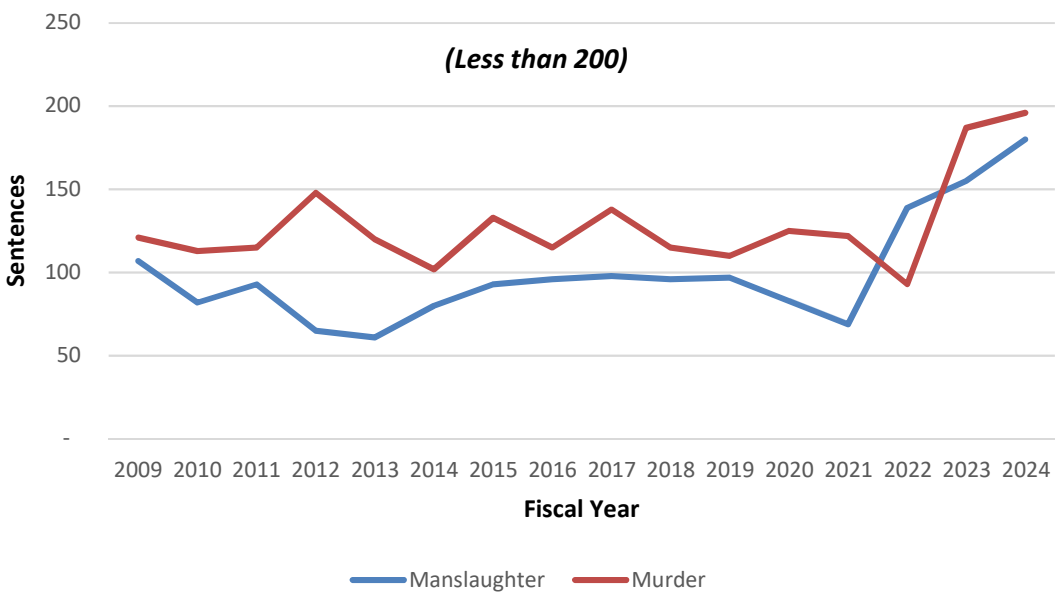
*(Greater than 2,000)*

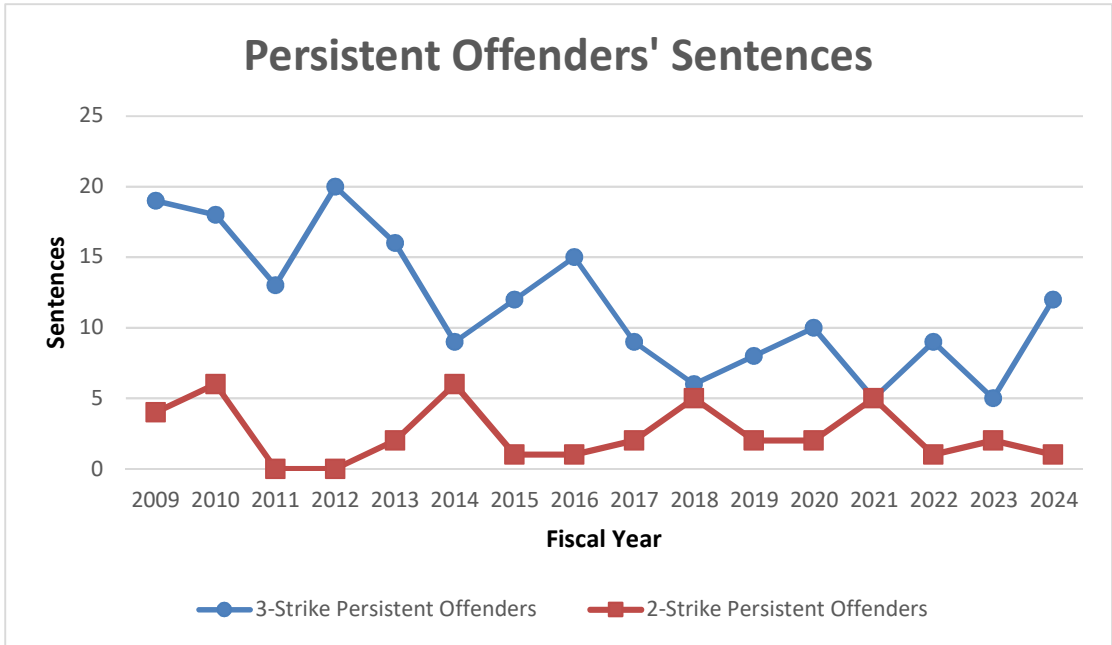
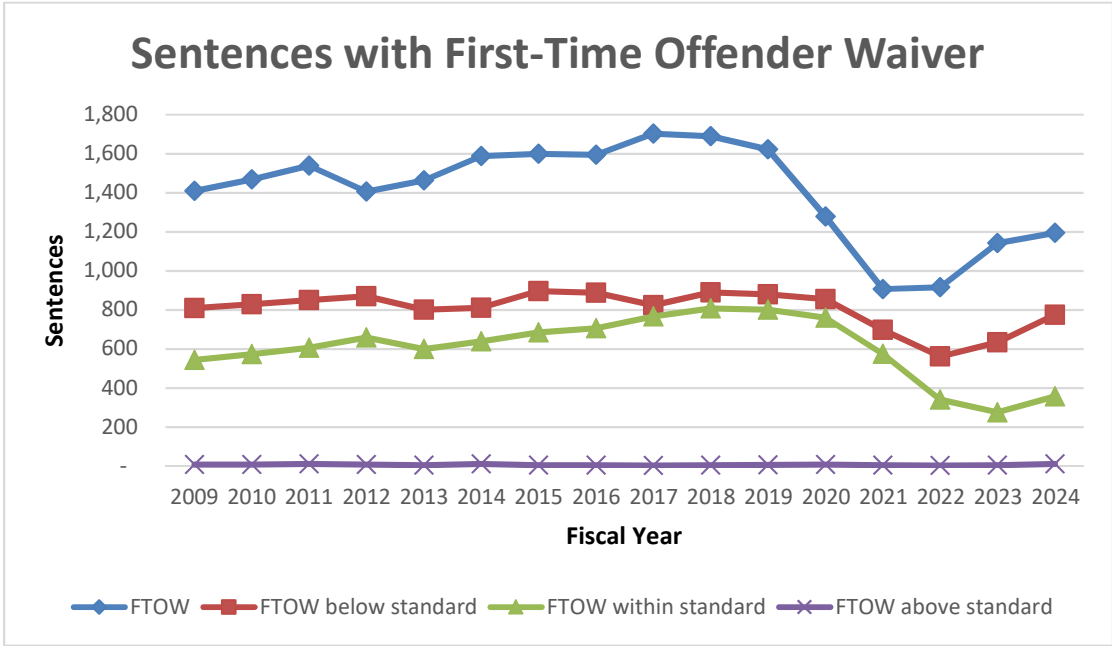


*(Greater than 200)*

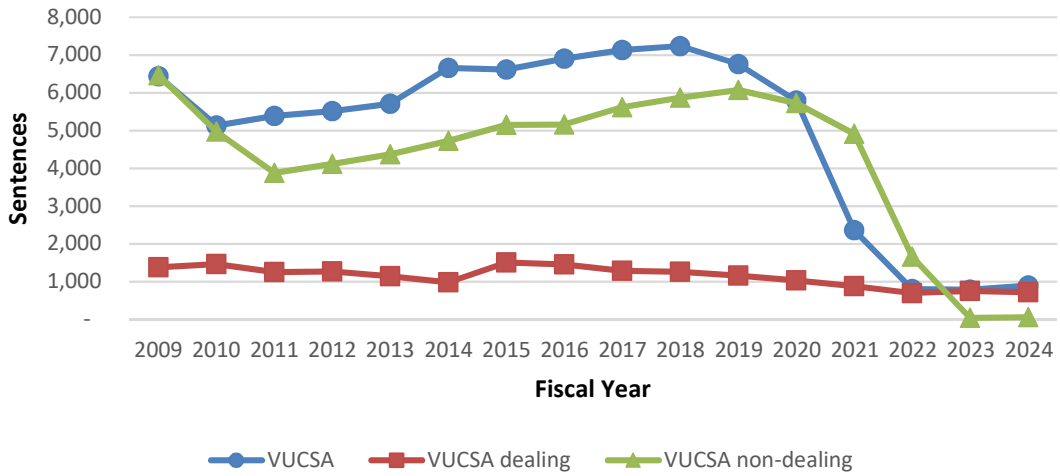


*(Less than 200)*

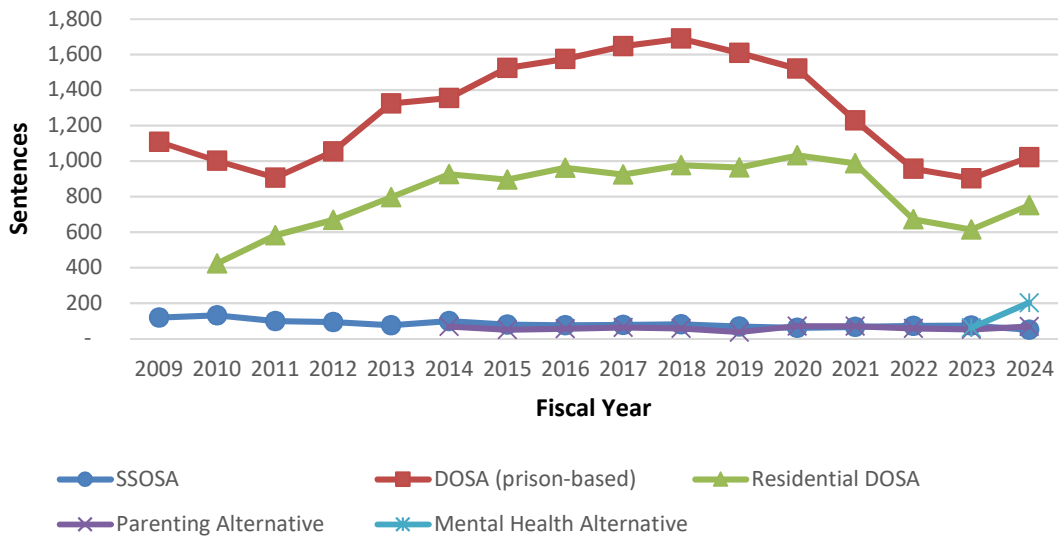




## Violation of the Uniform Controlled Substance Act

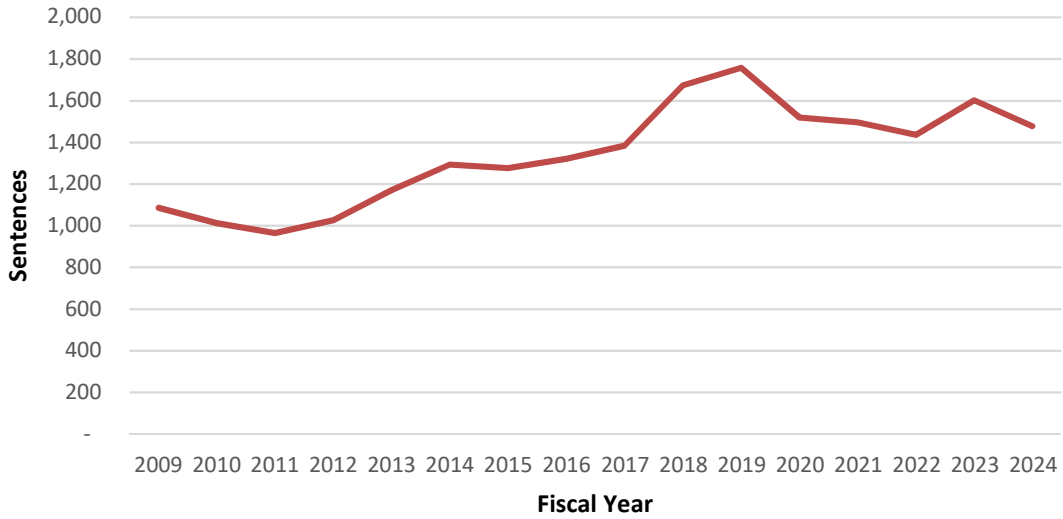


## Alternative Sentences

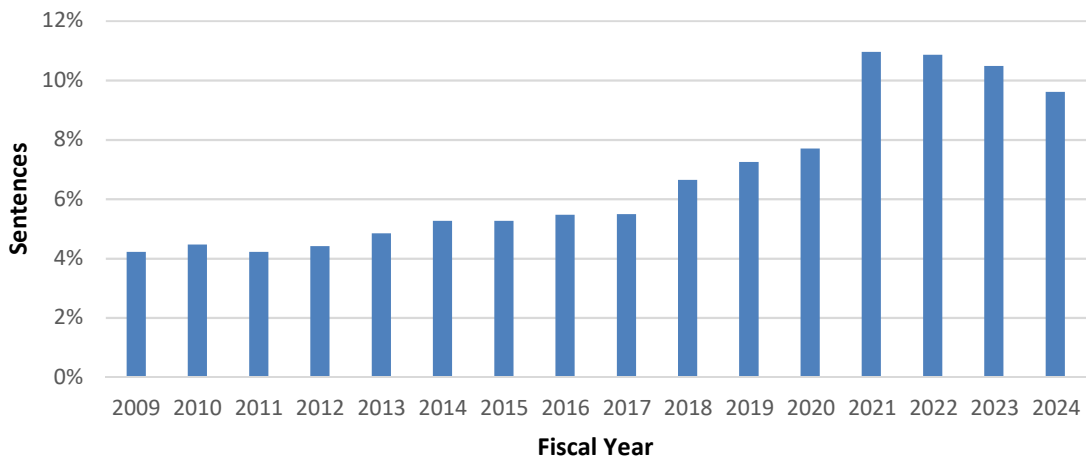




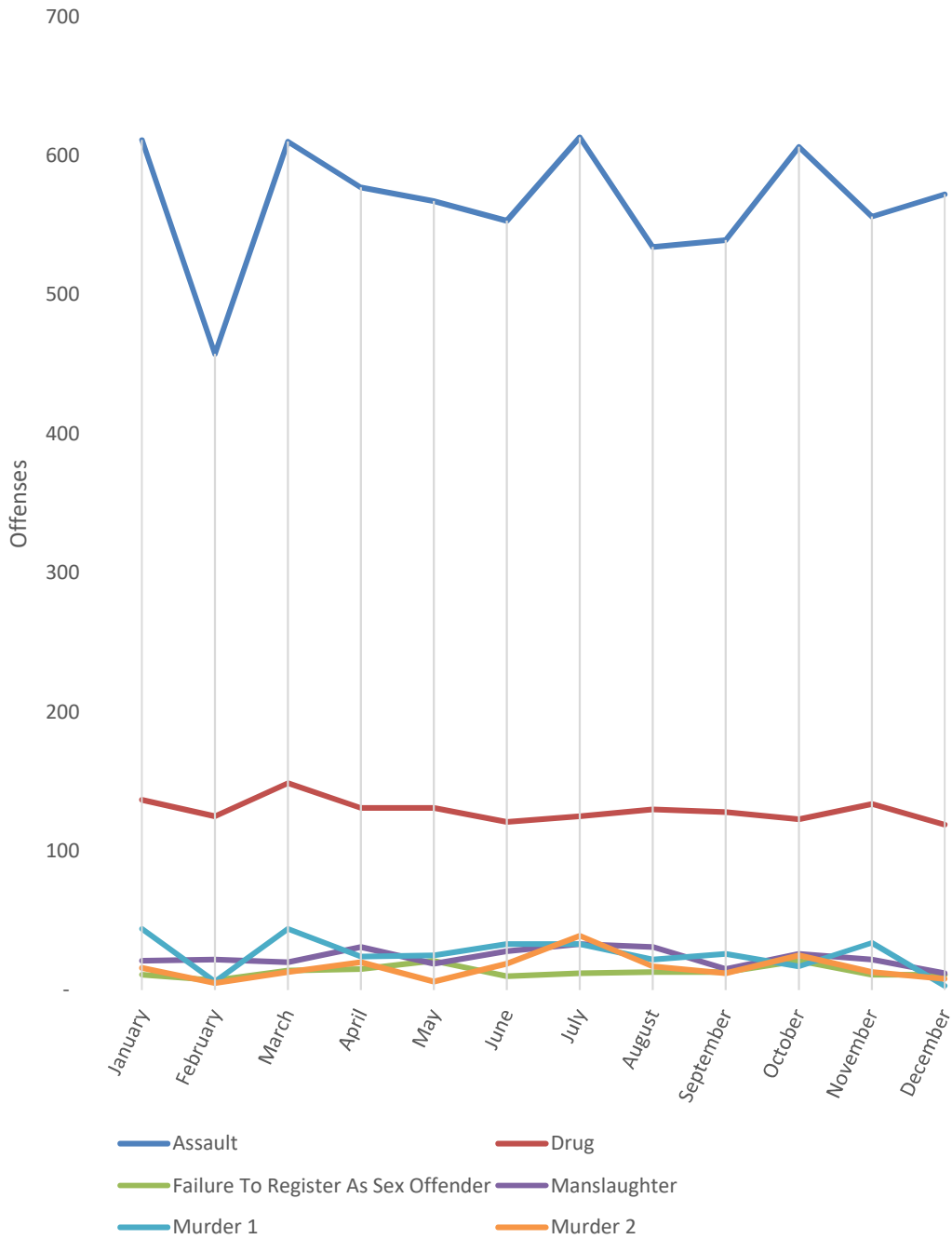
## Sentences with Exceptional Reasons



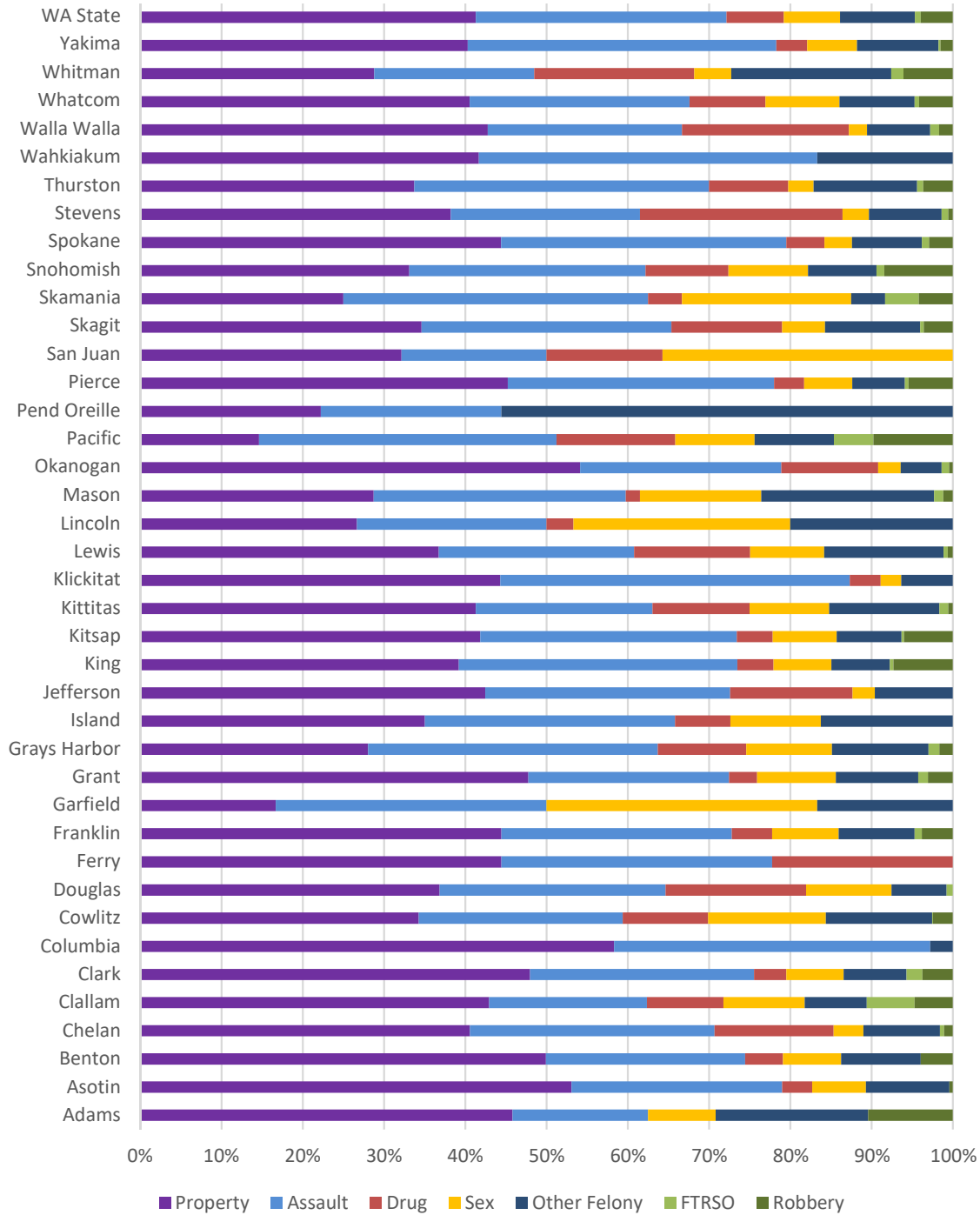
## Ratio of Sentences with Exceptional Reasons to All Sentences



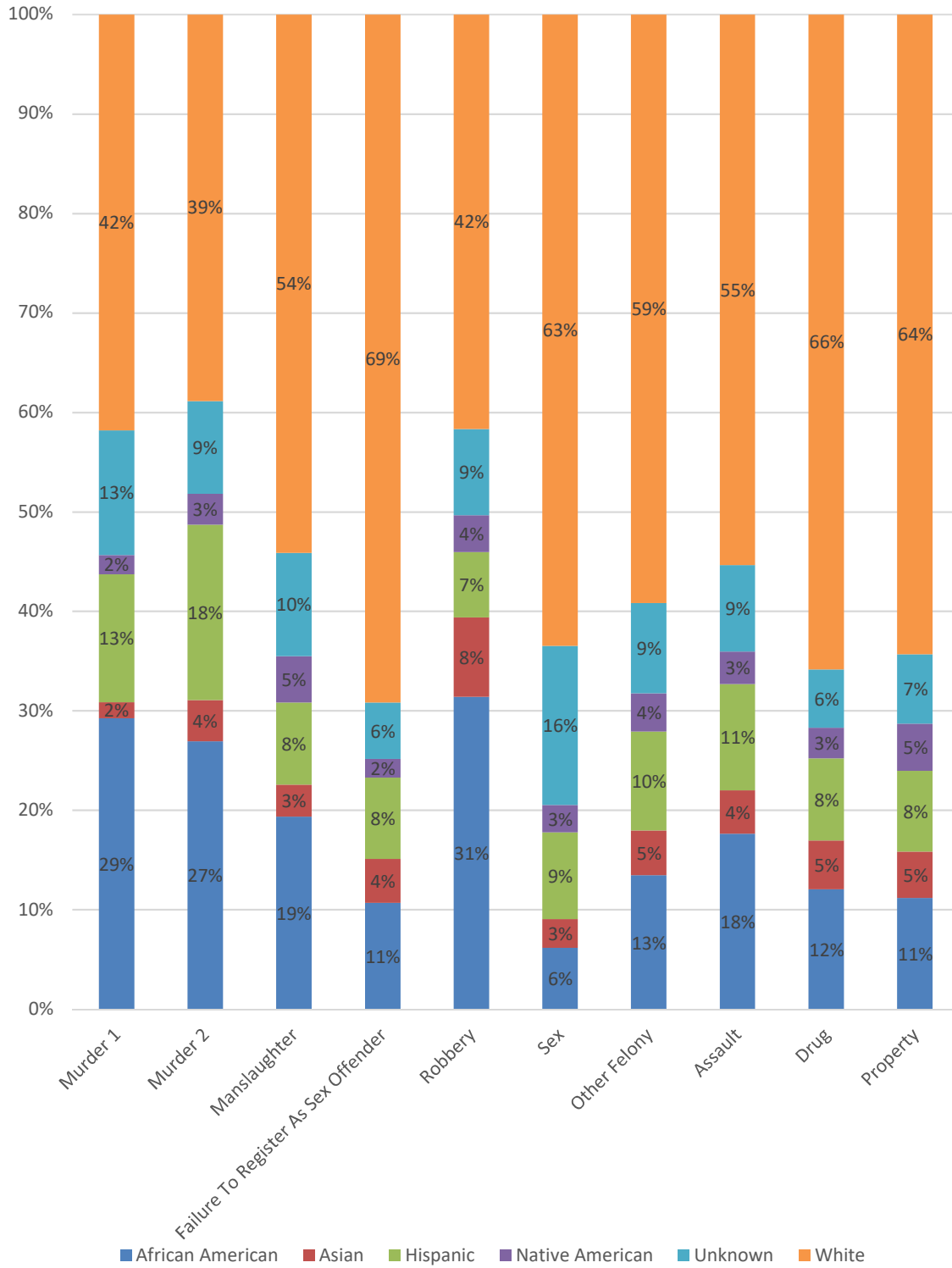
## Crimes Committed by Month FY2024



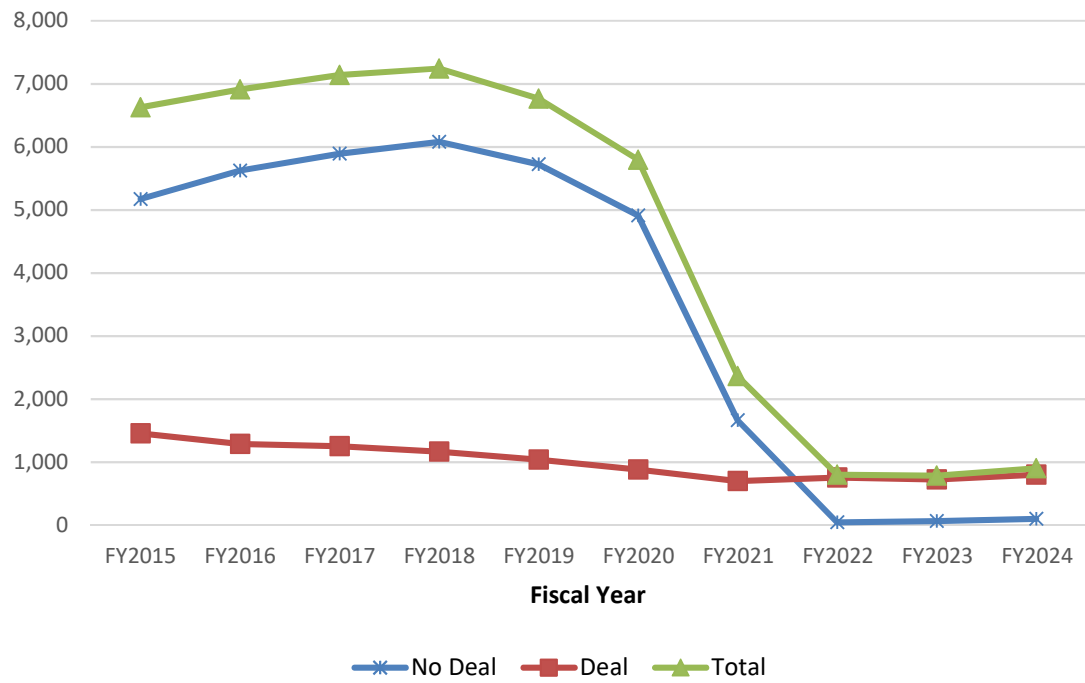
## Crime Distribution by County FY2024



## Racial Distribution by Crime Category FY2024

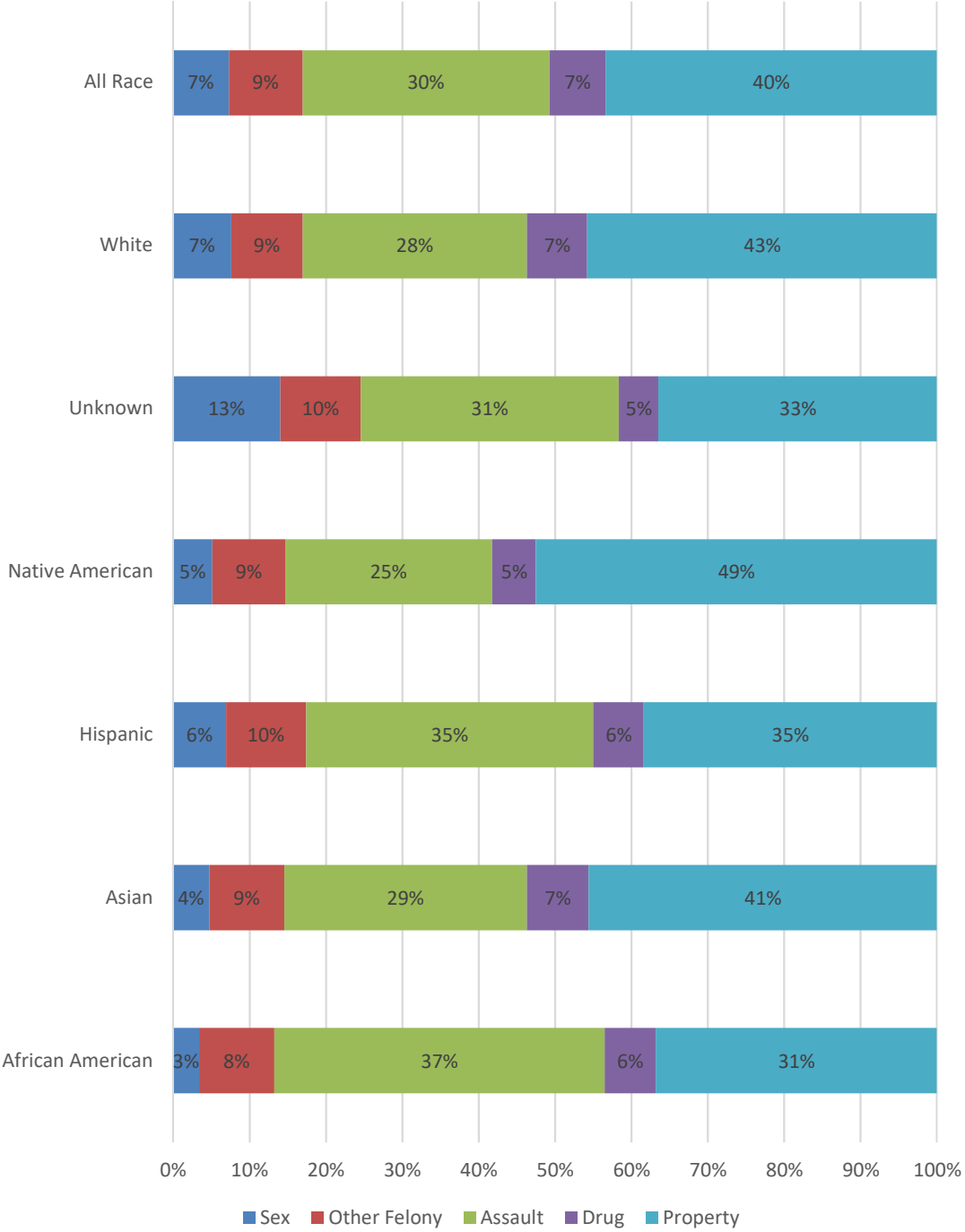


## Deal and No-Deal Drug Offenses By Fiscal Year

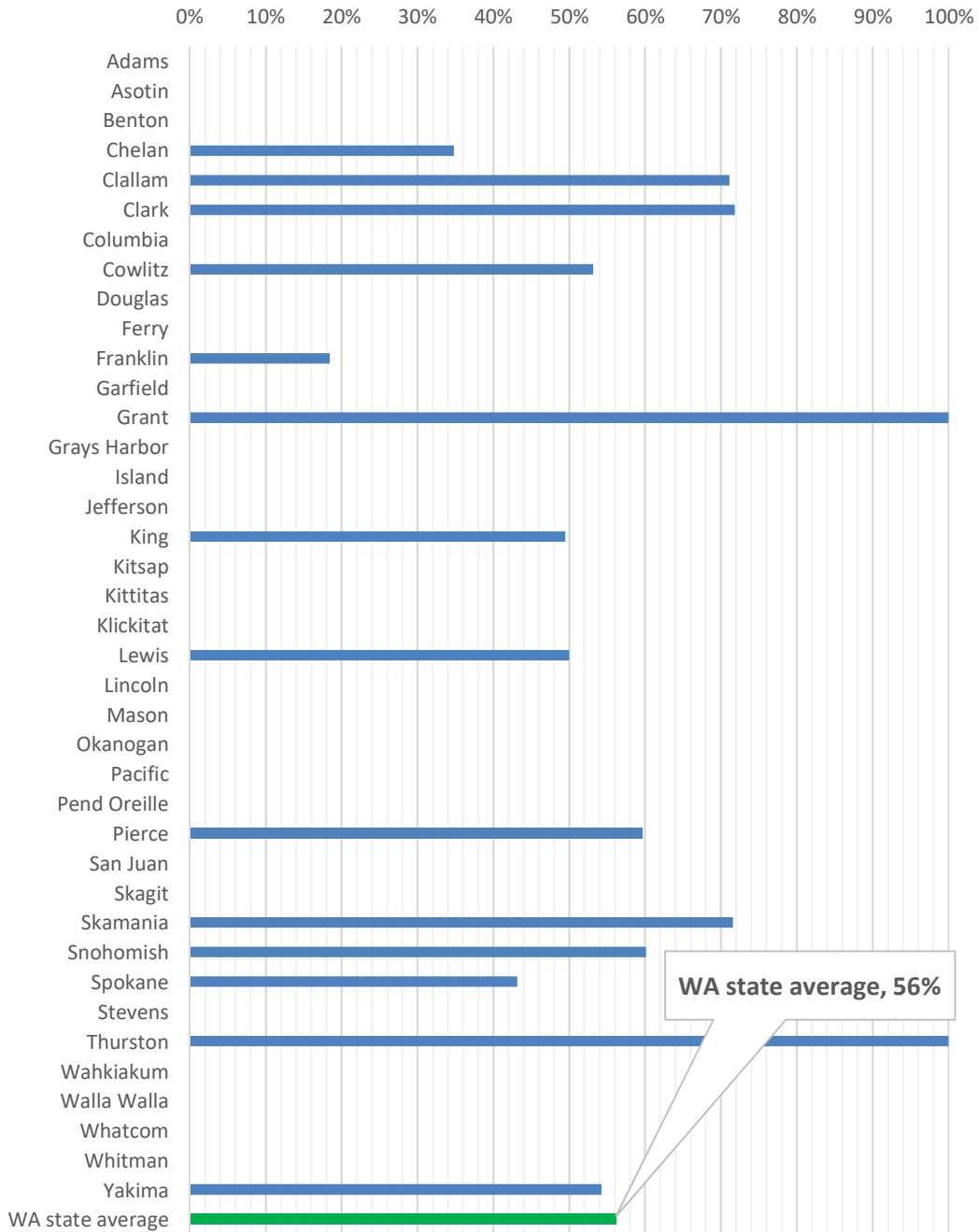


*A recent court decision (State v Blake) ruled that the statute for simple possession of a controlled substance was unconstitutional. Resulting legislation reduced simple possession to a misdemeanor.*

## Major Crime Distribution by Race FY2024

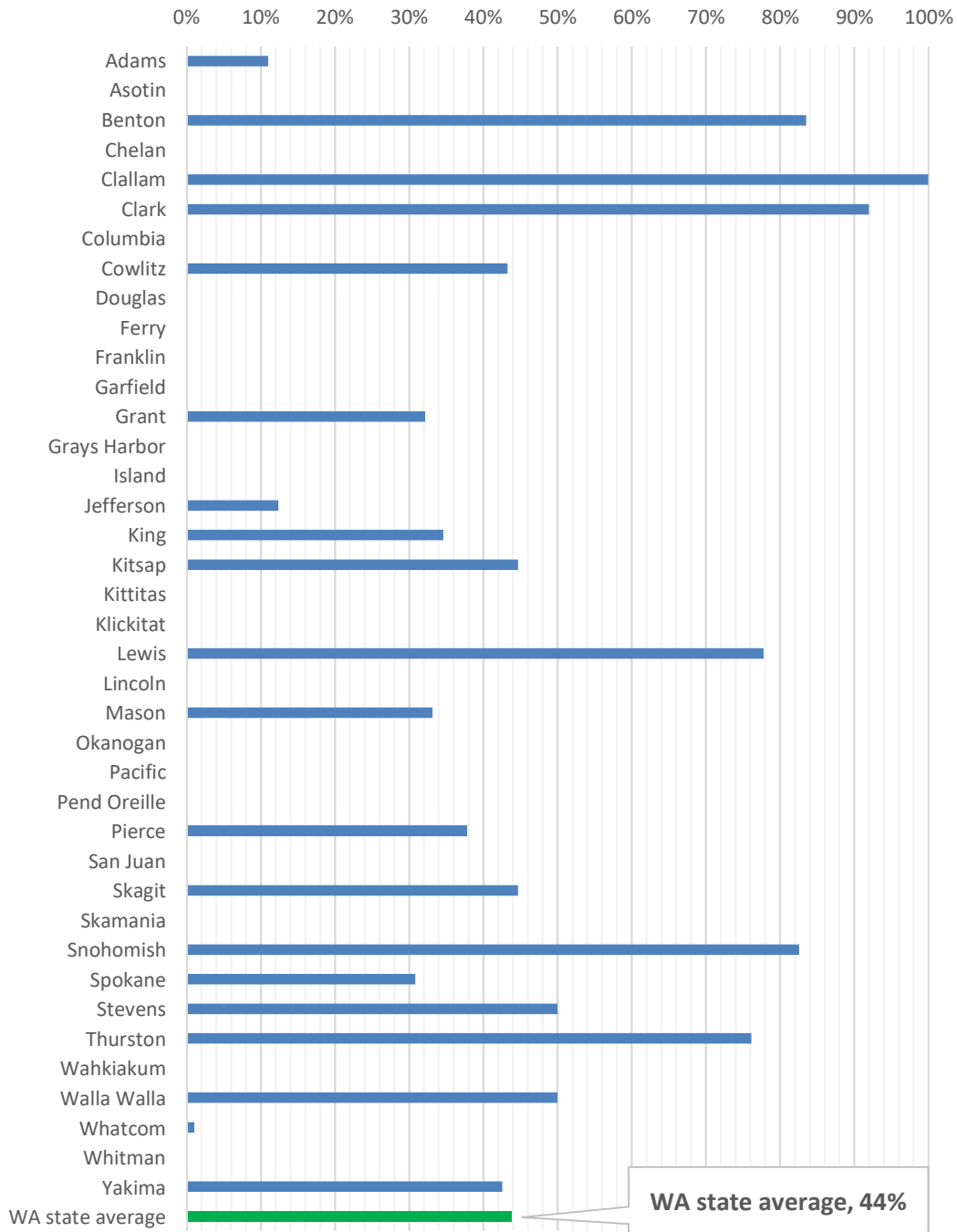


## Where-In-The-Range, Murder 1 FY2024



*The "WHERE IN THE RANGE?" (WIR) column in this table displays a statistic based on the sentences of those individuals sentenced within the standard range. The statistic presents the average sentence for these individuals as a number from 0 to 100, where 0 corresponds to a sentence at the bottom of the range and 100 to a sentence at the top of the range. Thus an average at the midpoint of the range corresponds to a WIR score of 50 (i.e., 50% of the range).*

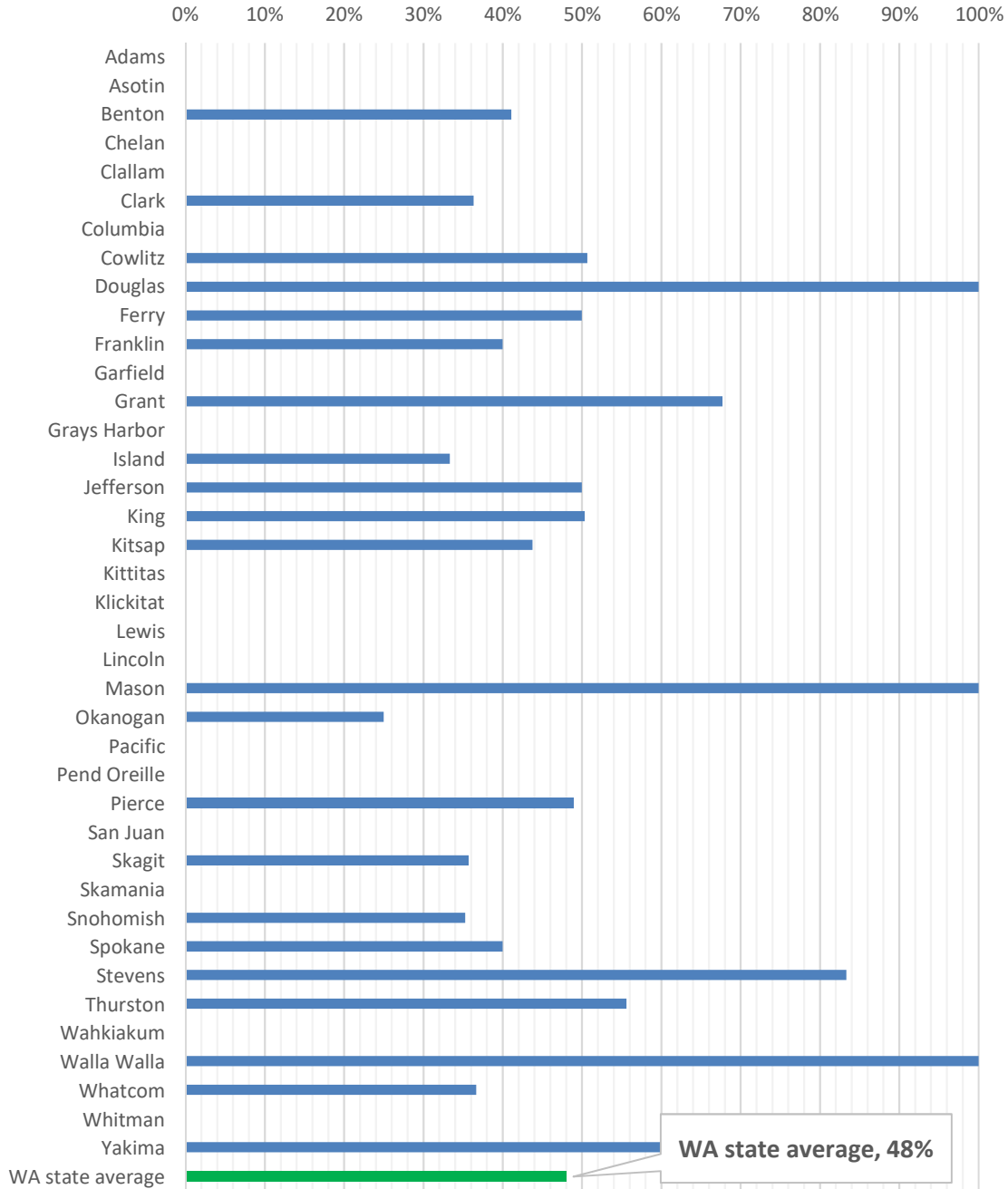
## Where-In-The-Range, Murder 2 FY2024



The "WHERE IN THE RANGE?" (WIR) column in this table displays a statistic based on the sentences of those individuals sentenced within the standard range. The statistic presents the average sentence for these individuals as a number from 0 to 100, where 0 corresponds to a sentence at the bottom of the range and 100 to a sentence at the top of the range. Thus an average at the midpoint of the range corresponds to a WIR score of 50 (i.e., 50% of the range).

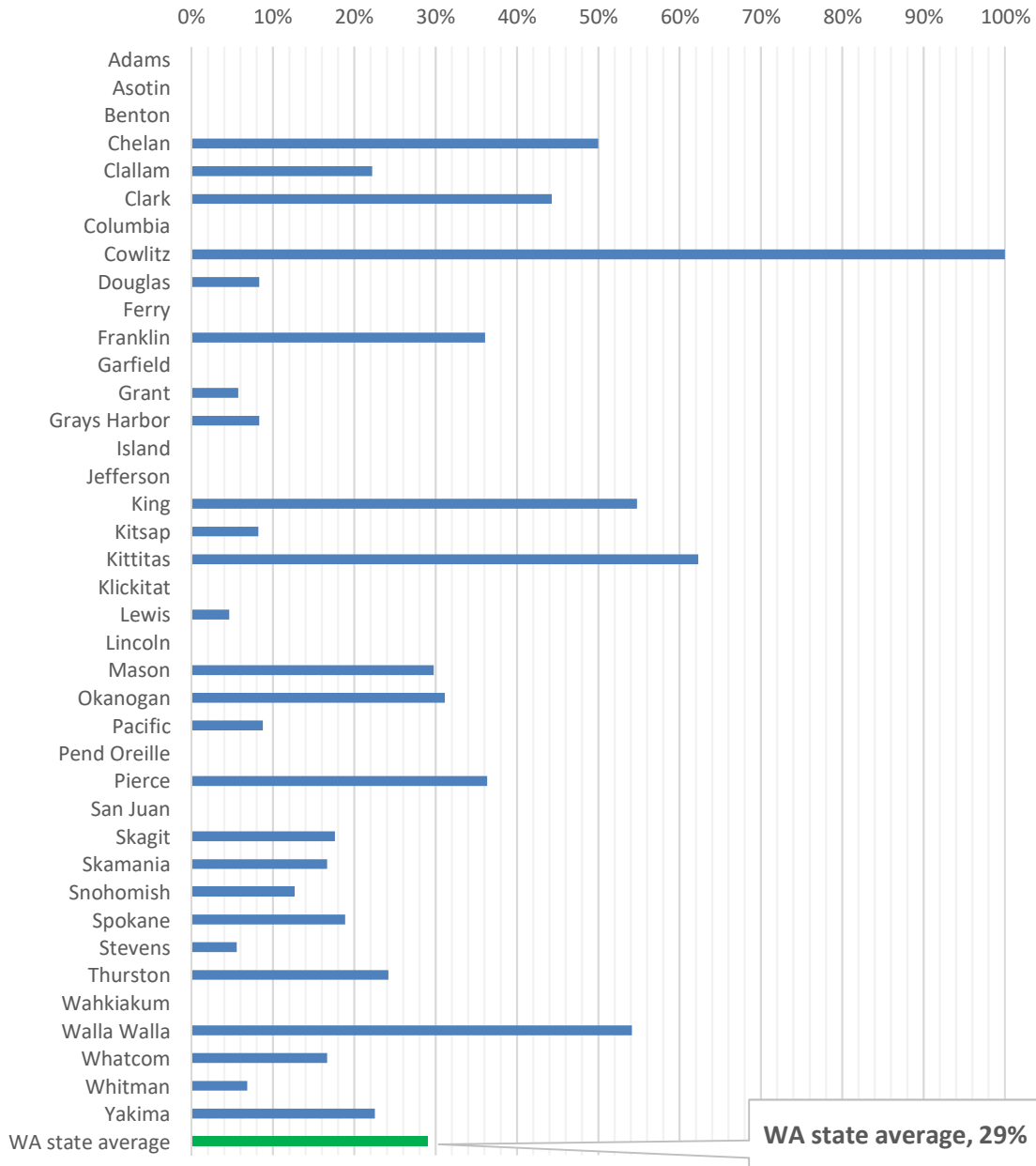


## Where-In-The-Range, Manslaughter FY2024



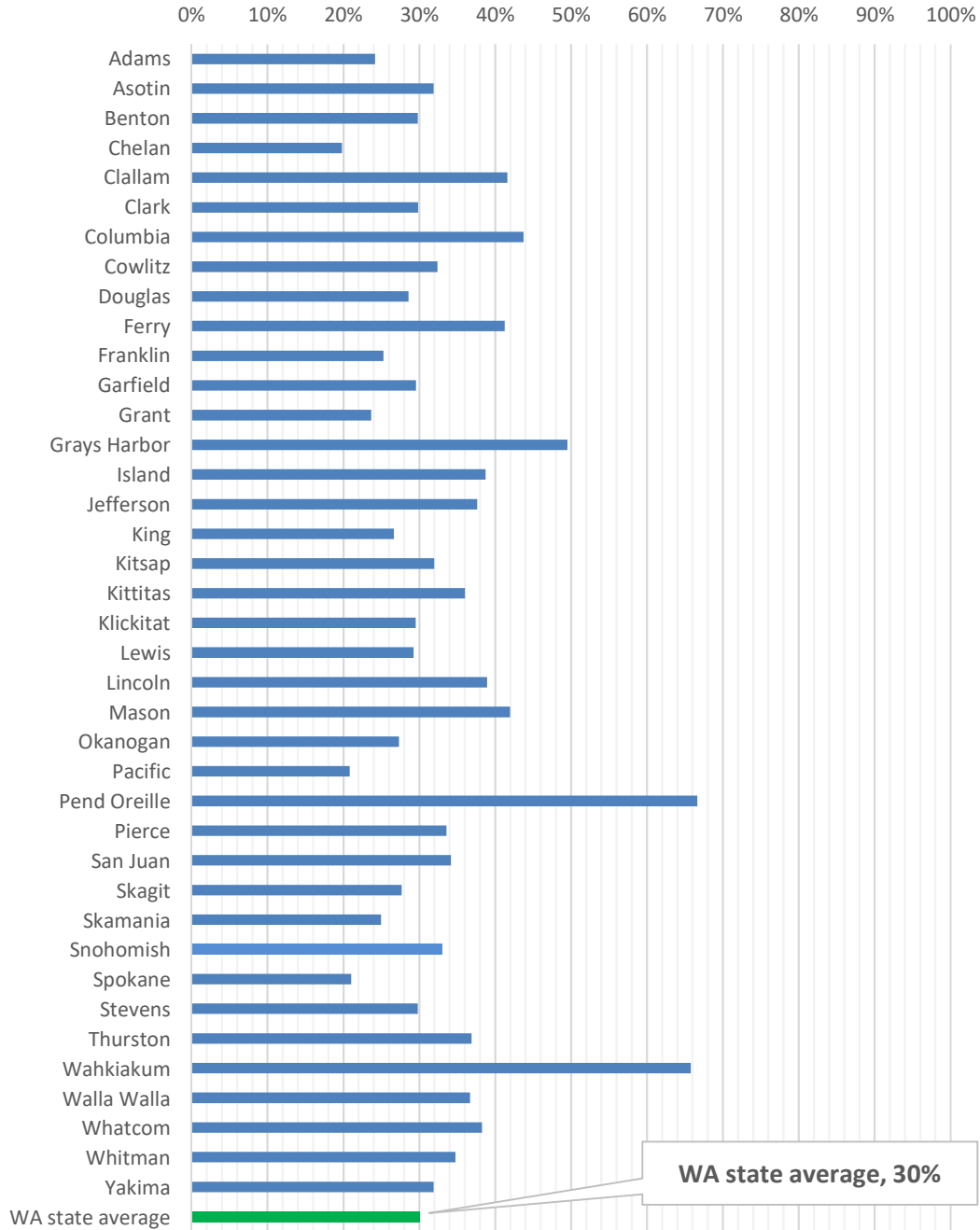
The "WHERE IN THE RANGE?" (WIR) column in this table displays a statistic based on the sentences of those individuals sentenced within the standard range. The statistic presents the average sentence for these individuals as a number from 0 to 100, where 0 corresponds to a sentence at the bottom of the range and 100 to a sentence at the top of the range. Thus an average at the midpoint of the range corresponds to a WIR score of 50 (i.e., 50% of the range).

## Where-In-The-Range - Failure To Register as Sex Offenders FY2024



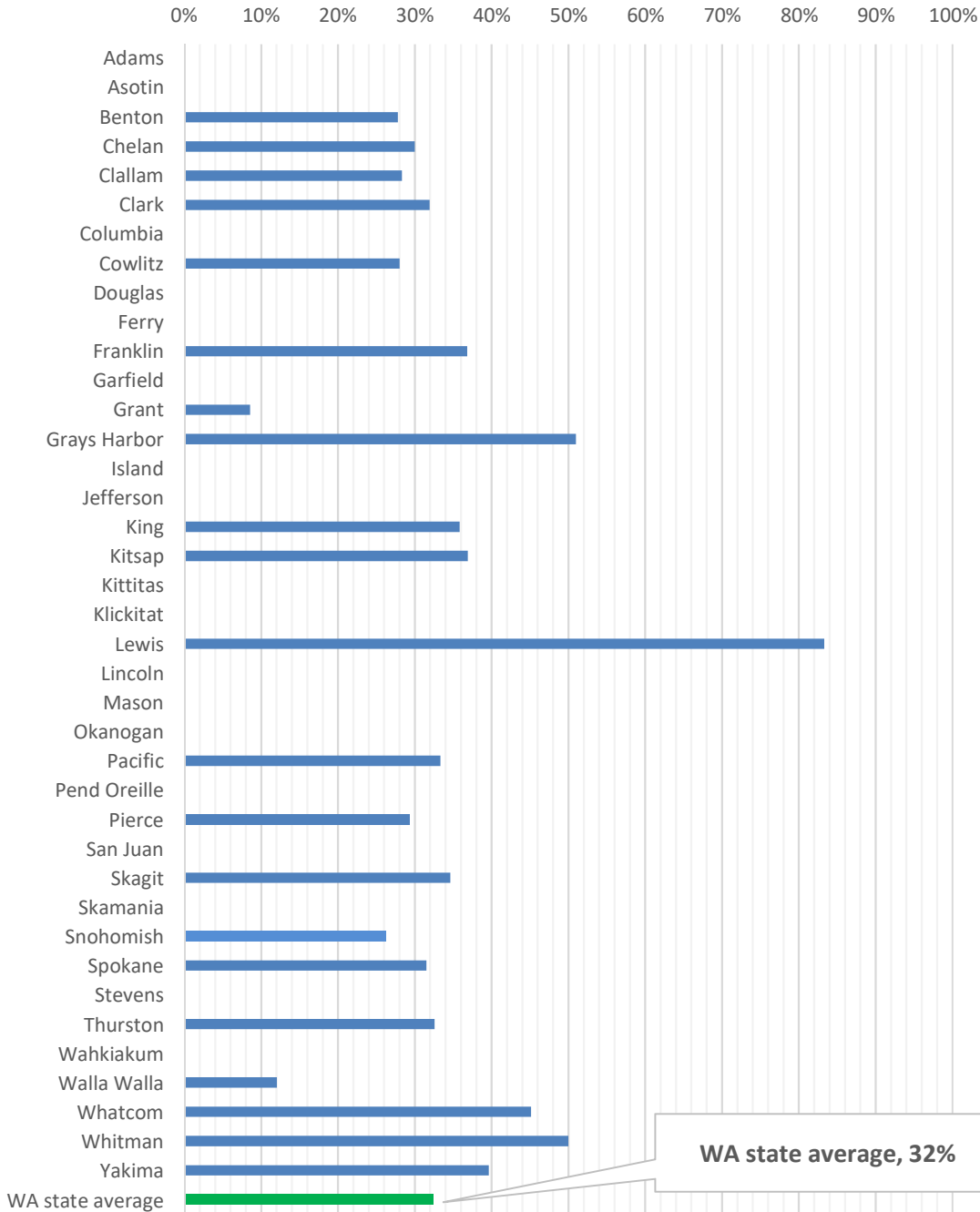
*The "WHERE IN THE RANGE?" (WIR) column in this table displays a statistic based on the sentences of those individuals sentenced within the standard range. The statistic presents the average sentence for these individuals as a number from 0 to 100, where 0 corresponds to a sentence at the bottom of the range and 100 to a sentence at the top of the range. Thus an average at the midpoint of the range corresponds to a WIR score of 50 (i.e., 50% of the range).*

## Where-In-The-Range - Property FY2024



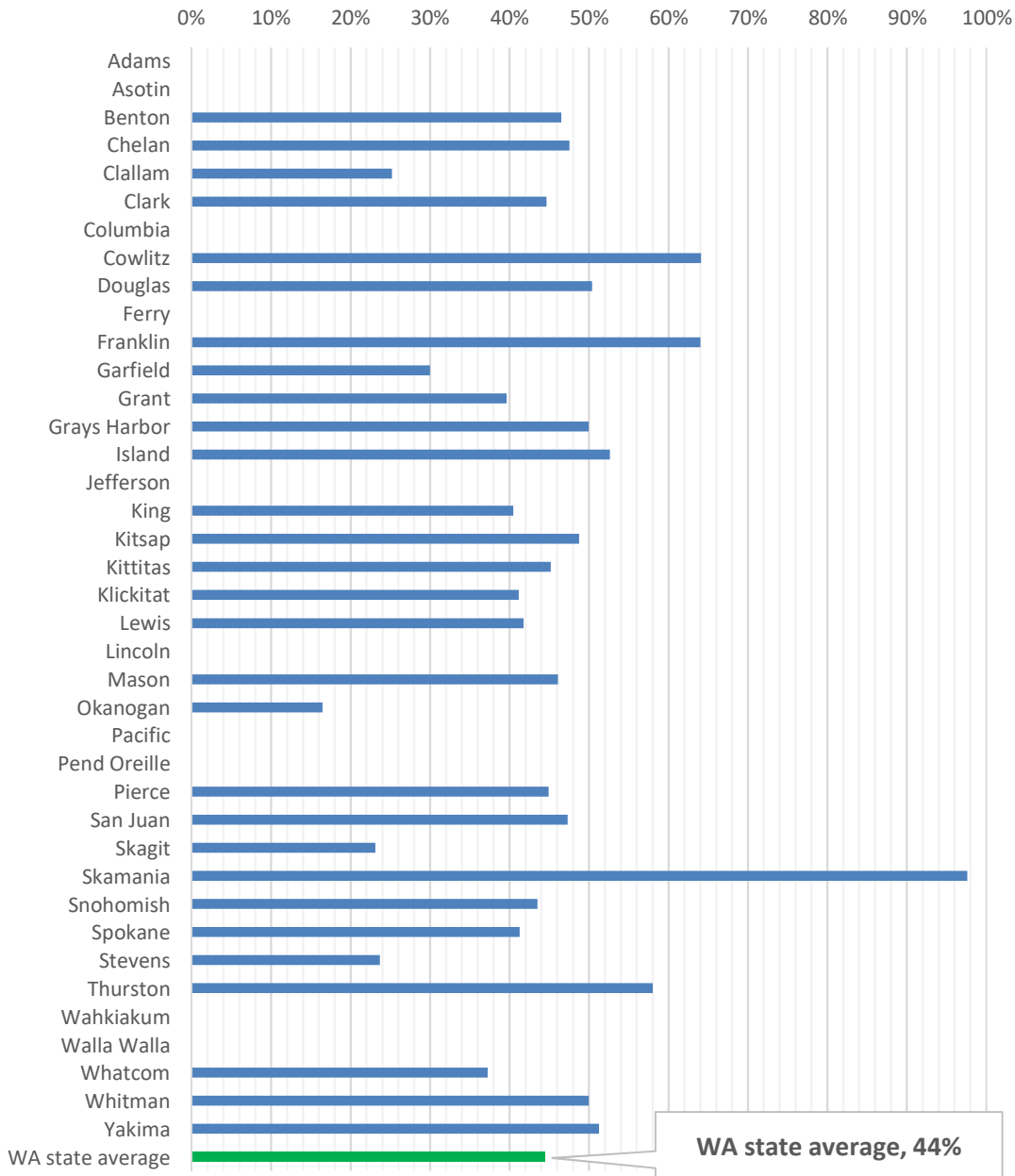
*The "WHERE IN THE RANGE?" (WIR) column in this table displays a statistic based on the sentences of those individuals sentenced within the standard range. The statistic presents the average sentence for these individuals as a number from 0 to 100, where 0 corresponds to a sentence at the bottom of the range and 100 to a sentence at the top of the range. Thus an average at the midpoint of the range corresponds to a WIR score of 50 (i.e., 50% of the range).*

## Where-In-The-Range - Robbery FY2024



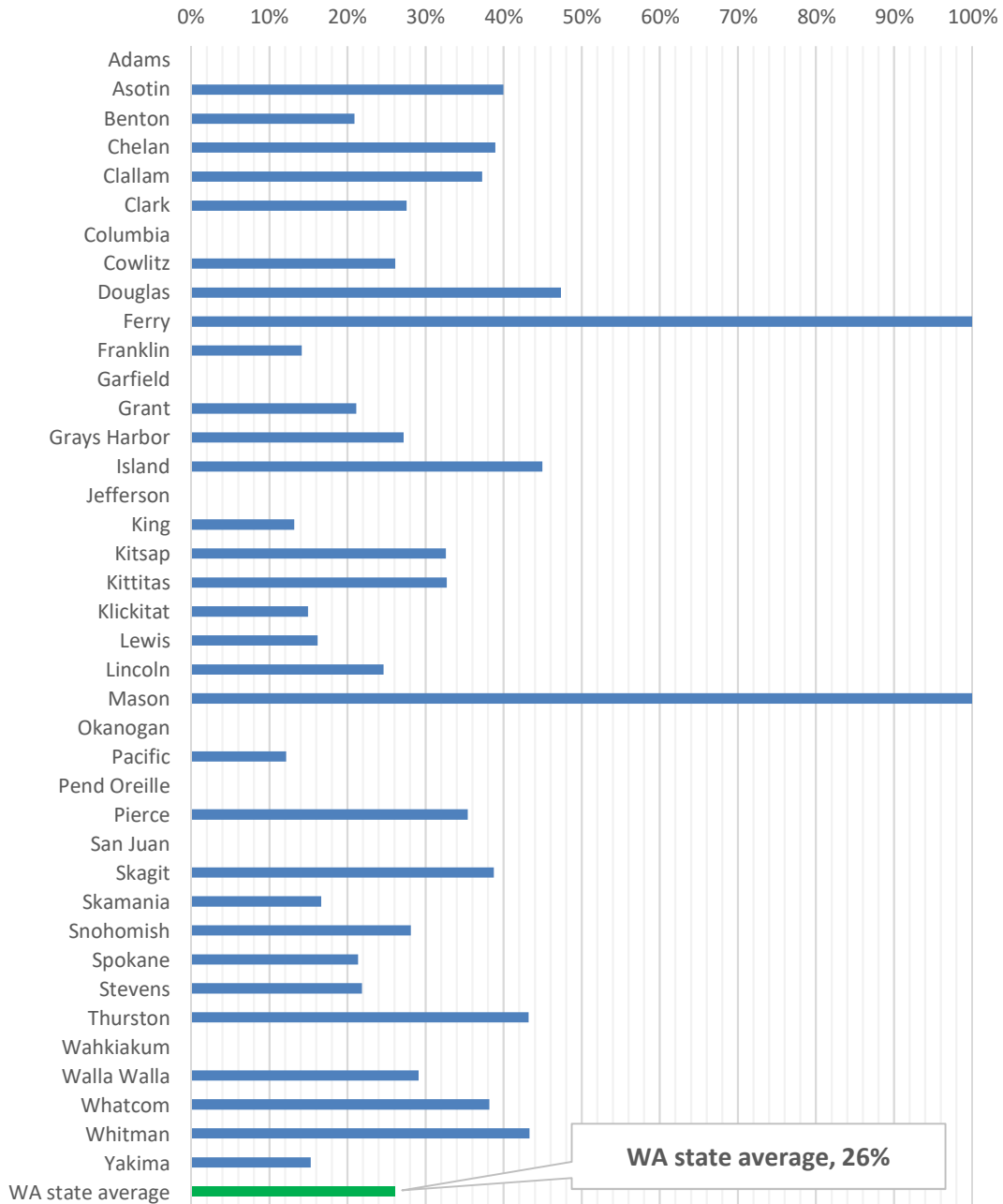
The "WHERE IN THE RANGE?" (WIR) column in this table displays a statistic based on the sentences of those individuals sentenced within the standard range. The statistic presents the average sentence for these individuals as a number from 0 to 100, where 0 corresponds to a sentence at the bottom of the range and 100 to a sentence at the top of the range. Thus an average at the midpoint of the range corresponds to a WIR score of 50 (i.e., 50% of the range).

## Where-In-The-Range - Sex FY2024



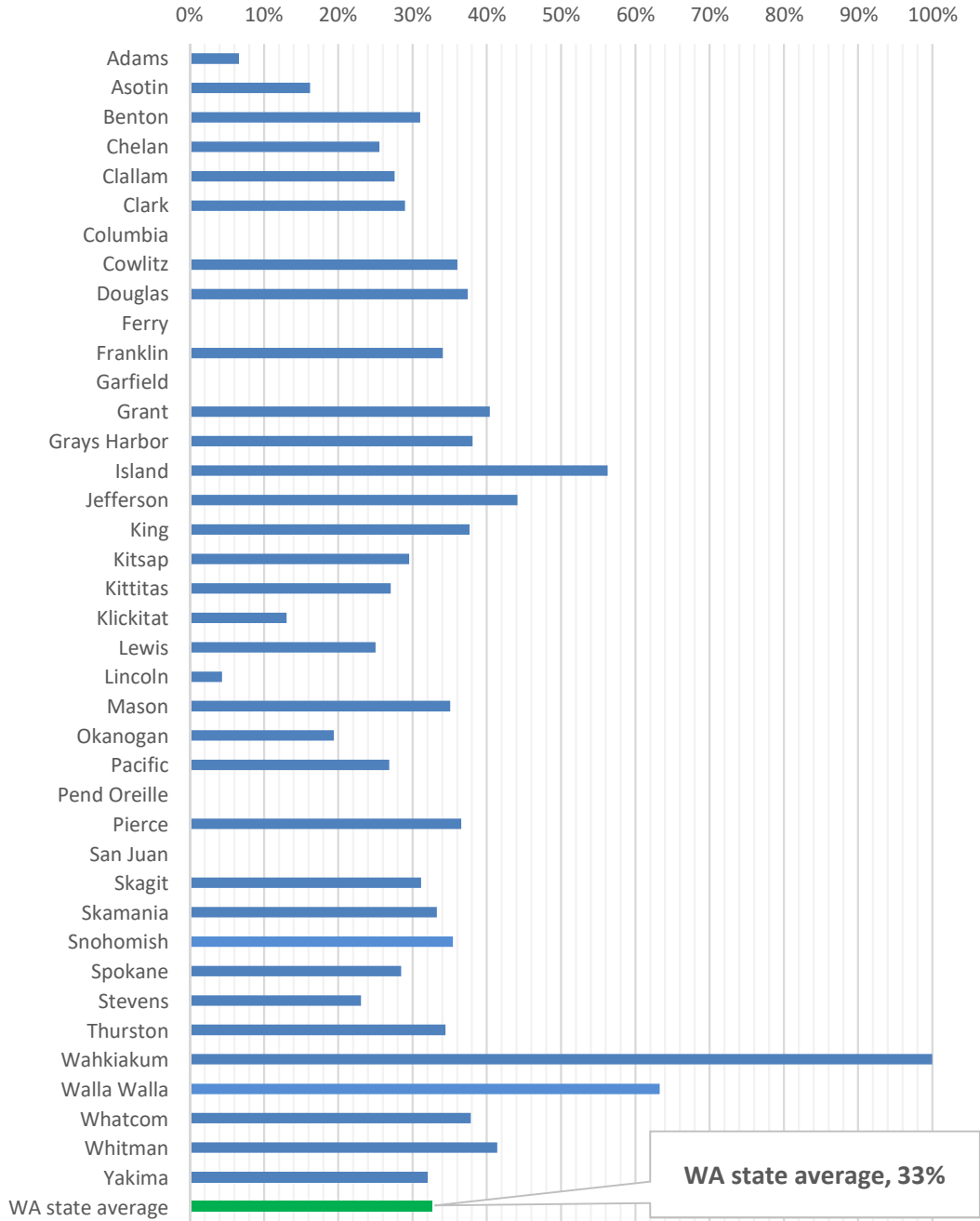
The "WHERE IN THE RANGE?" (WIR) column in this table displays a statistic based on the sentences of those individuals sentenced within the standard range. The statistic presents the average sentence for these individuals as a number from 0 to 100, where 0 corresponds to a sentence at the bottom of the range and 100 to a sentence at the top of the range. Thus an average at the midpoint of the range corresponds to a WIR score of 50 (i.e., 50% of the range).

## Where-In-The-Range - Drug FY2024



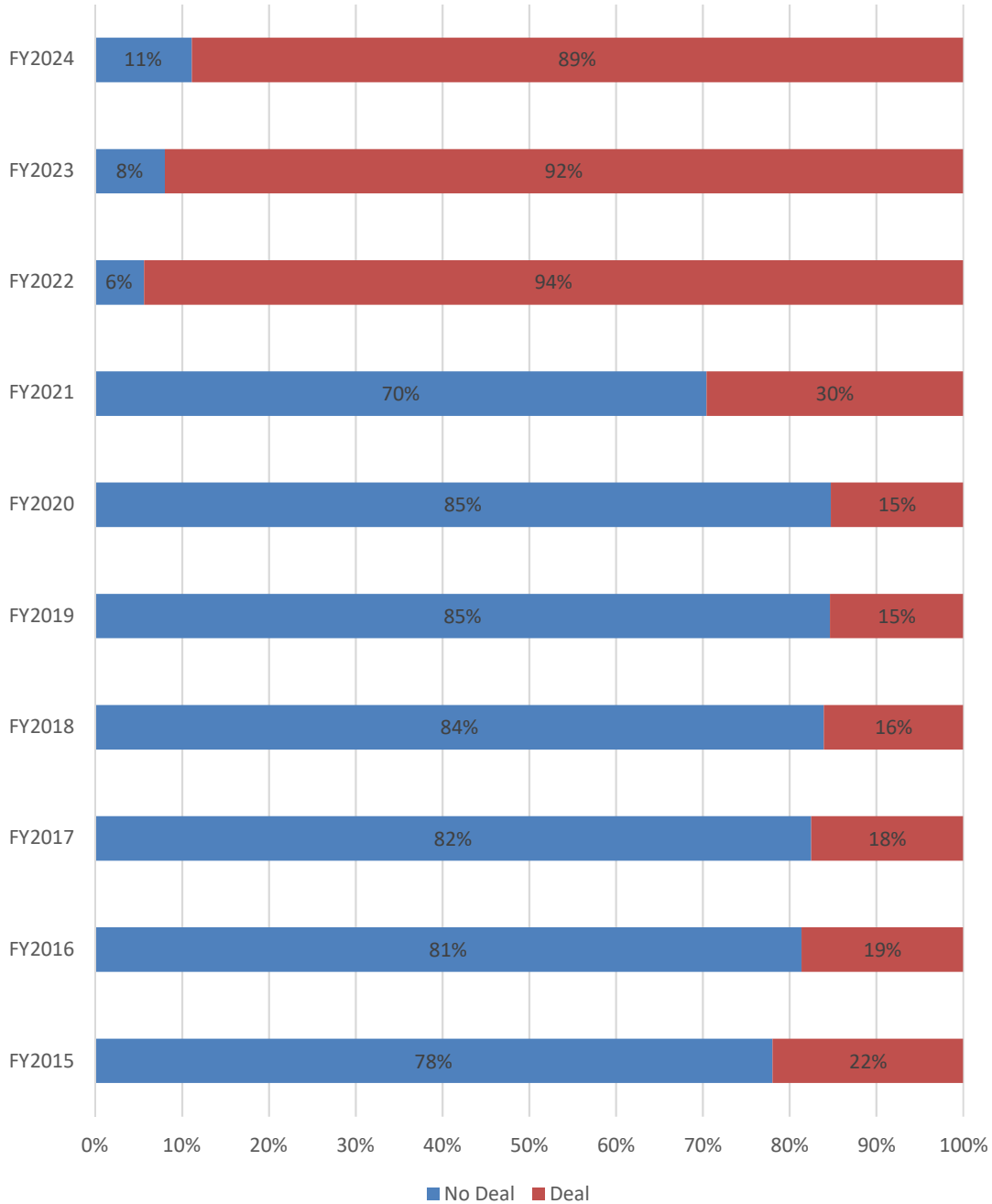
The "WHERE IN THE RANGE?" (WIR) column in this table displays a statistic based on the sentences of those individuals sentenced within the standard range. The statistic presents the average sentence for these individuals as a number from 0 to 100, where 0 corresponds to a sentence at the bottom of the range and 100 to a sentence at the top of the range. Thus an average at the midpoint of the range corresponds to a WIR score of 50 (i.e., 50% of the range).

## Where-In-The-Range - Other Felonies FY2024



The "WHERE IN THE RANGE?" (WIR) column in this table displays a statistic based on the sentences of those individuals sentenced within the standard range. The statistic presents the average sentence for these individuals as a number from 0 to 100, where 0 corresponds to a sentence at the bottom of the range and 100 to a sentence at the top of the range. Thus an average at the midpoint of the range corresponds to a WIR score of 50 (i.e., 50% of the range).

## Percentage of Deal and No-Deal Drug Offenses By Fiscal Year





## **APPENDICES**

The information contained herein is current as of Fiscal Year 2024. Statutes presented and cited in the appendices may have been amended and become effective subsequent to Fiscal Year 2024 – the time period covered by this report.

## APPENDIX A: ADULT FELONY SENTENCING GRID - RCW 9.94A.510

<i>SERIOUS LEVEL</i>	<i>OFFENDER SCORE</i>									
	0	1	2	3	4	5	6	7	8	9 or More
<b>XI</b>	Life Sentence Without Parole/Death Penalty for offenders at or over the age of eighteen. For offenders under the age of eighteen a term of twenty-five years to life.									
<b>XV</b>	23y 4m 240-320	24y 4 m 250-333	25y 4m 261-347	26y 4m 271-361	27y 4m 281-374	28y 4m 291-388	30y 4m 312-416	32y 10m 338-450	36y 370-493	40y 411-548
<b>XIV</b>	14y 4m 123-220	15y 4m 134-234	16y 2m 144-244	17y 154-254	17y 11m 165-265	18y 9m 175-275	20y 5m 195-295	22y 2m 216-316	25y 7m 257-357	29y 298-397
<b>XIII</b>	12y 123-164	13y 134-178	14y 144-192	15y 154-205	16y 165-219	17y 175-233	19y 195-260	21y 216-288	25y 257-342	29y 298-397
<b>XII</b>	9y 93-123	9y 11m 102-136	10y 9m 111-147	11y 8m 120-160	12y 6m 129-171	13y 5m 138-184	15y 9m 162-216	17y 3m 178-236	20y 3m 209-277	23y 3m 240-318
<b>XI</b>	7y 6m 78-102	8y 4m 86-114	9y 2m 95-125	9y 11m 102-136	10y 9m 111-147	11y 7m 120-158	14y 2m 146-194	15y 5m 159-211	17y 11m 185-245	20y 5m 210-280
<b>X</b>	5y 51-68	5y 6m 57-75	6y 62-82	6y 6m 67-89	7y 72-96	7y 6m 77-102	9y 6m 98-130	10y 6m 108-144	12y 6m 129-171	14y 6m 149-198
<b>IX</b>	3y 31-41	3y 6m 36-48	4y 41-54	4y 6m 46-61	5y 51-68	5y 6m 57-75	7y 6m 77-102	8y 6m 87-116	10y 6m 108-144	12y 6m 129-171
<b>VIII</b>	2y 21-27	2y 6m 26-34	3y 31-41	3y 6m 36-48	4y 41-54	4y 6m 46-61	6y 6m 67-89	7y 6m 77-102	8y 6m 87-116	10y 6m 108-144
<b>VII</b>	18m 15-20	2y 21-27	2y 6m 26-34	3y 31-41	3y 6m 36-48	4y 41-54	5y 6m 57-75	6y 6m 67-89	7y 6m 77-102	8y 6m 87-116
<b>VI</b>	13m 12+-14	18m 15-20	2y 21-27	2y 6m 26-34	3y 31-41	3y 6m 36-48	4y 6m 46-61	5y 6m 57-75	6y 6m 67-89	7y 6m 77-102
<b>V</b>	9m 6-12	13m 12+-14	15m 13-17	18m 15-20	2y 2m 22-29	3y 2m 33-43	4y 41-54	5y 51-68	6y 62-82	7y 72-96
<b>IV</b>	6m 3-9	9m 6-12	13m 12+-14	15m 13-17	18m 15-20	2y 2m 22-29	3y 2m 33-43	4y 2m 43-57	5y 2m 53-70	6y 2m 63-84
<b>III</b>	2m 1-3	5m 3-8	8m 4-12	11m 9-12	14m 12+-16	20m 17-22	2y 2m 22-29	3y 2m 33-43	4y 2m 43-57	5y 51-68
<b>II</b>	45d 0-90 (days)	4m 2-6	6m 3-9	8m 4-12	13m 12+-14	16m 14-18	20m 17-22	2y 2m 22-29	3y 2m 33-43	4y 2m 43-57
<b>I</b>	30 d 0-60 (days)	45d 0-90 (days)	3m 2-5	4m 2-6	5m 3-8	8m 4-12	13m 12+-14	16m 14-18	20m 17-22	2y 2m 22-29

## APPENDIX B:

### Offenses Included within Each Seriousness Level - RCW 9.94A.515

LEVEL	OFFENSES
XVI	Aggravated Murder 1 (RCW 10.95.020)
XV	Homicide by Abuse (RCW 9A.32.055)
	Malicious Explosion 1 (RCW 70.74.280(1))
	Murder 1 (RCW 9A.32.030)
XIV	Murder 2 (RCW 9A.32.050)
	Trafficking 1 (RCW 9A.40.100(1))
XIII	Malicious Explosion 2 (RCW 70.74.280(2))
	Malicious Placement of an Explosive 1 (RCW 70.74.270(1))
XII	Assault 1 (RCW 9A.36.011)
	Assault of a Child 1 (RCW 9A.36.120)
	Malicious Placement of an Imitation Device 1 (RCW 70.74.272(1)(a))
	Promoting Commercial Sexual Abuse of a Minor (RCW 9.68A.101)
	Rape 1 (RCW 9A.44.040)
	Rape of a Child 1 (RCW 9A.44.073)
	Trafficking 2 (RCW 9A.40.100 (3))
XI	Manslaughter 1 (RCW 9A.32.060)
	Rape 2 (RCW 9A.44.050)
	Rape of a Child 2 (RCW 9A.44.076)
	Vehicular Homicide, by Being Under the Influence of Intoxicating Liquor or any Drug (RCW 46.61.520)
	Vehicular Homicide, by the Operation of any Vehicle in a Reckless Manner (RCW 46.61.520)
X	Child Molestation 1 (RCW 9A.44.083)
	Criminal Mistreatment 1 (RCW 9A.42.020)
	Indecent Liberties (with Forcible Compulsion) (RCW 9A.44.100(1)(a))

LEVEL	OFFENSES
	Kidnapping 1 (RCW 9A.40.020) Leading Organized Crime (RCW 9A.82.060(1)(a)) Malicious Explosion 3 (RCW 70.74.280(3)) Sexually Violent Predator Escape (RCW 9A.76.115)
IX	Abandonment of Dependent Person 1 (RCW 9A.42.060) Assault of a Child 2 (RCW 9A.36.130) Explosive Devices Prohibited (RCW 70.74.180) Hit and Run--Death (RCW 46.52.020(4)(a)) Homicide by Watercraft, by Being Under the Influence of Intoxicating Liquor or any Drug (RCW 79A.60.050) Inciting Criminal Profiteering (RCW 9A.82.060(1)(b)) Malicious Placement of an Explosive 2 (RCW 70.74.270(2)) Robbery 1 (RCW 9A.56.200) Sexual Exploitation (RCW 9.68A.040)
VIII	Arson 1 (RCW 9A.48.020) Commercial Sexual Abuse of a Minor (RCW 9.68A.100) Homicide by Watercraft, by the Operation of any Vessel in a Reckless Manner (RCW 79A.60.050) Manslaughter 2 (RCW 9A.32.070) Promoting Prostitution 1 (RCW 9A.88.070) Theft of Ammonia (RCW 69.55.010)
VII	Air Bag Diagnostic Systems (Causing Bodily Injury or Death) (RCW46.37.660(2)(b)) Air Bag Replacement Requirements (Causing Bodily Injury or Death) (RCW 46.37.660(1)(b)) Burglary 1 (RCW 9A.52.020) Child Molestation 2 (RCW 9A.44.086) Civil Disorder Training (RCW 9A.48.120) Dealing in Depictions of Minor Engaged in Sexually Explicit Conduct (RCW 9.68A.050(1)) Drive-by Shooting (RCW 9A.36.045)

LEVEL	OFFENSES
	False Reporting 1 (RCW9A.84.040(2)(a))
	Homicide by Watercraft, by Disregard for the Safety of Others (RCW 79A.60.050)
	Indecent Liberties (without Forcible Compulsion) (RCW 9A.44.100(1) (b) and (c))
	Introducing Contraband 1 (RCW 9A.76.140)
	Malicious Placement of an Explosive 3 (RCW 70.74.270(3))
	Manufacture or Import Counterfeit, Nonfunctional, Damaged, or Previously Deployed Air Bag (Causing Bodily Injury Or Death)(RCW 46.37.650(1)(b))
	Negligently Causing Death By Use of a Signal Preemption Device (RCW 46.37.675)
	Sale, Install, Reinstall Counterfeit, Nonfunctional, Damaged, or Previously Deployed Airbag (RCW46.37.650(2)(b))
	Sending, Bringing into State Depictions of Minor Engaged in Sexually Explicit Conduct (RCW 9.68A.060(1))
	Unlawful Possession of a Firearm in the First Degree (RCW 9.41.040(1))
	Use of a Machine Gun in Commission of a Felony (RCW 9.41.225)
	Vehicular Homicide, by Disregard for the Safety of Others (RCW 46.61.520)
VI	Bail Jumping with Murder 1 (RCW 9A.76.170(3)(a))
	Bribery (RCW 9A.68.010)
	Incest 1 (RCW 9A.64.020(1))
	Intimidating a Judge (RCW 9A.72.160)
	Intimidating a Juror/Witness (RCW 9A.72.110, 9A.72.130)
	Malicious Placement of an Imitation Device 2 (RCW 70.74.272(1)(b))
	Possession of Depictions of a Minor Engaged in Sexually Explicit Conduct (RCW 9.68A.070(1))
	Rape of a Child 3 (RCW 9A.44.079)
	Theft of a Firearm (RCW 9A.56.300)
	Theft from a Vulnerable Adult 1 (RCW 9A.56.400(1))
	Unlawful Storage of Ammonia (RCW 69.55.020)
V	Abandonment of Dependent Person 2 (RCW 9A.42.070)
	Advancing Money or Property for Extortionate Extension of Credit (RCW 9A.82.030)
	Air Bag Diagnostic Systems (RCW46.37.660(2)(c))

LEVEL	OFFENSES
	Air Bag Replacement Requirements (RCW 46.37.660(1)(c))
	Bail Jumping with Class A Felony (RCW 9A.76.170(3)(b))
	Child Molestation 3 (RCW 9A.44.089)
	Criminal Mistreatment 2 (RCW 9A.42.030)
	Custodial Sexual Misconduct 1 (RCW 9A.44.160)
	Dealing in Depictions of Minor Engaged in Sexually Explicit Conduct 2 (RCW 9.68A.050(2))
	Domestic Violence Court Order Violation (RCW 10.99.040, 10.99.050, 26.09.300, 26.26B.050, or 26.52.070)
	Extortion 1 (RCW 9A.56.120)
	Extortionate Extension of Credit (RCW 9A.82.020)
	Extortionate Means to Collect Extensions of Credit (RCW 9A.82.040)
	Incest 2 (RCW 9A.64.020(2))
	Kidnapping 2 (RCW 9A.40.030)
	Manufacture or Import Counterfeit, Nonfunctional, Damaged, or Previously Deployed Air Bag (RCW 46.37.650(1)(c))
	Perjury 1 (RCW 9A.72.020)
	Persistent Prison Misbehavior (RCW 9.94.070)
	Possession of a Stolen Firearm (RCW 9A.56.310)
	Rape 3 (RCW 9A.44.060)
	Rendering Criminal Assistance 1 (RCW 9A.76.070)
	Sale of, Install, or Reinstall Counterfeit, Nonfunctional, Damaged, or Previously Deployed Airbag (RCW 46.37.650(2)(c))
	Sending, Bringing into State Depictions of Minor Engaged in Sexually Explicit Conduct 2 (RCW 9.68A.060(2))
	Sexual Misconduct with a Minor 1 (RCW 9A.44.093)
	Sexually Violating Human Remains (RCW 9A.44.105)
	Stalking (RCW 9A.46.110)
	Taking Motor Vehicle Without Permission 1 (RCW 9A.56.070)
IV	Arson 2 (RCW 9A.48.030)

LEVEL	OFFENSES
	Assault 2 (RCW 9A.36.021)
	Assault 3 (of a Peace Officer with a Projectile Stun Gun) (RCW 9A.36.031(1)(h))
	Assault 4 (Third Domestic Violence Offense) (RCW 9A.36.041(3))
	Assault by Watercraft (RCW 79A.60.060)
	Bribing a Witness/Bribe Received by Witness (RCW 9A.72.090, 9A.72.100)
	Cheating 1 (RCW 9.46.1961)
	Commercial Bribery (RCW 9A.68.060)
	Counterfeiting (RCW 9.16.035(4))
	Driving While Under the Influence (RCW 46.61.502(6))
	Endangerment with a Controlled Substance (RCW 9A.42.100)
	Escape 1 (RCW 9A.76.110)
	Hate Crime (RCW 9A.36.080)
	Hit and Run - Injury (RCW 46.52.020(4)(b))
	Hit and Run with Vessel - Injury Accident (RCW 79A.60.200(3))
	Identity Theft 1 (RCW 9.35.020(2))
	Indecent Exposure to Person Under Age Fourteen (subsequent sex offense) (RCW 9A.88.010)
	Influencing Outcome of Sporting Event (RCW 9A.82.070)
	Physical Control of a Vehicle While Under the Influence (RCW 46.61.504(6))
	Possession of Depictions of a Minor Engaged in Sexually Explicit Conduct 2 (RCW 9.68A.070(2))
	Residential Burglary (RCW 9A.52.025)
	Robbery 2 (RCW 9A.56.210)
	Theft of Livestock 1 (RCW 9A.56.080)
	Threats to Bomb (RCW 9.61.160)
	Trafficking in Stolen Property 1 (RCW 9A.82.050)
	Unlawful Factoring of a Credit Card or Payment Card Transaction (RCW 9A.56.290(4)(b))
	Unlawful Transaction of Health Coverage as a Health Care Service Contractor (RCW 48.44.016(3))

LEVEL	OFFENSES
	<p>Unlawful Transaction of Health Coverage as a Health Maintenance Organization (RCW 48.46.033(3))</p> <p>Unlawful Transaction of Insurance Business (RCW 48.15.023(3))</p> <p>Unlicensed Practice as an Insurance Professional (RCW 48.17.063(2))</p> <p>Use of Proceeds of Criminal Profiteering (RCW 9A.82.080 (1) and (2))</p> <p>Vehicle Prowling 2 (Third or Subsequent Offense) (RCW 9A.52.100(3))</p> <p>Vehicular Assault, by Being under the Influence of Intoxicating Liquor or any Drug, or by the Operation or Driving of a Vehicle in a Reckless Manner (RCW 46.61.522)</p> <p>Viewing of Depictions of a Minor Engaged in Sexually Explicit Conduct 1 (RCW 9.68A.075(1))</p>
III	<p>Animal Cruelty 1 (RCW 16.52.205)</p> <p>Assault 3 (Except Assault 3 of a Peace Officer With a Projectile Stun Gun) (RCW 9A.36.031 except subsection (1)(h))</p> <p>Assault of a Child 3 (RCW 9A.36.140)</p> <p>Bail Jumping with Class B or C Felony (RCW 9A.76.170(3)(c))</p> <p>Burglary 2 (RCW 9A.52.030)</p> <p>Communication with a Minor for Immoral Purposes (RCW 9.68A.090)</p> <p>Criminal Gang Intimidation (RCW 9A.46.120)</p> <p>Custodial Assault (RCW 9A.36.100)</p> <p>Cyber Harassment (RCW 9.61.260(2)(b))</p> <p>Escape 2 (RCW 9A.76.120)</p> <p>Extortion 2 (RCW 9A.56.130)</p> <p>False Reporting 2 (RCW 9A.84.040(2)(b))</p> <p>Harassment (RCW 9A.46.020)</p> <p>Hazing (RCW 28B.10.901(2)(b))</p> <p>Intimidating a Public Servant (RCW 9A.76.180)</p> <p>Introducing Contraband 2 (RCW 9A.76.150)</p> <p>Malicious Injury to Railroad Property (RCW 81.60.070)</p> <p>Manufacture of Untraceable Firearm with Intent to Sell (RCW 9.41.190)</p> <p>Manufacture or Assembly of an Undetectable Firearm or Untraceable Firearm (RCW</p>



LEVEL	OFFENSES
	9.41.325)
	Mortgage Fraud (RCW 19.144.080)
	Negligently Causing Substantial Bodily Harm By Use of a Signal Preemption Device (RCW 46.37.674)
	Organized Retail Theft 1 (RCW 9A.56.350(2))
	Perjury 2 (RCW 9A.72.030)
	Possession of Incendiary Device (RCW 9.40.120)
	Possession of Machine Gun, Bump-fire Stock, Undetectable Firearm, or Short-Barreled Shotgun or Rifle (RCW 9.41.190)
	Promoting Prostitution 2 (RCW 9A.88.080)
	Retail Theft with Special Circumstances 1 (RCW 9A.56.360(2))
	Securities Act Violation (RCW 21.20.400)
	Tampering with a Witness (RCW 9A.72.120)
	Telephone Harassment (Subsequent Conviction or Threat of Death) (RCW 9.61.230(2))
	Theft of Livestock 2 (RCW 9A.56.083)
	Theft with the Intent to Resell 1 (RCW 9A.56.340(2))
	Trafficking in Stolen Property 2 (RCW 9A.82.055)
	Unlawful Hunting of Big Game 1 (RCW 77.15.410(3)(b))
	Unlawful Imprisonment (RCW 9A.40.040)
	Unlawful Misbranding of Fish or Shellfish 1 (RCW 69.04.938(3))
	Unlawful Possession of Firearm in the Second Degree (RCW 9.41.040(2))
	Unlawful Taking of Endangered Fish or Wildlife 1 (RCW 77.15.120(3)(b))
	Unlawful Trafficking in Fish, Shellfish, or Wildlife 1 (RCW 77.15.260(3)(b))
	Unlawful Use of a Nondesignated Vessel (RCW 77.15.530(4))
	Vehicular Assault, by the Operation OR Driving of a Vehicle with Disregard for The Safety of Others (RCW 46.61.522)
II	Commercial Fishing Without a License 1 (RCW 77.15.500(3)(b))
	Computer Trespass 1 (RCW 9A.52.110)
	Counterfeiting (RCW 9.16.035(3))

LEVEL	OFFENSES
	Electronic Data Service Interference (RCW 9A.90.060)
	Electronic Data Tampering 1 (RCW 9A.90.080)
	Electronic Data Theft (RCW 9A.90.100)
	Engaging in Fish Dealing Activity Unlicensed 1 (RCW 77.15.620(3))
	Escape from Community Custody (RCW 72.09.310)
	Failure to Register as a Sex Offender (second or subsequent offense) (RCW 9A.44.130 prior June 10, 2010, and RCW 9A.44.132)
	Health Care False Claims (RCW 48.80.030)
	Identity Theft 2 (RCW 9.35.020(3))
	Improperly Obtaining Financial Information (RCW 9.35.010)
	Malicious Mischief 1 (RCW 9A.48.070)
	Organized Retail Theft 2 (RCW 9A.56.350(3))
	Possession of Stolen Property 1 (RCW 9A.56.150)
	Possession of a Stolen Vehicle (RCW 9A.56.068)
	Retail Theft with Special Circumstances 2 (RCW 9A.56.360(3))
	Scrap Processing, Recycling, or Supplying Without a License (second or subsequent offense) (RCW 19.290.100)
	Theft 1 (RCW 9A.56.030)
	Theft of a Motor Vehicle (RCW 9A.56.065)
	Theft of Rental, Leased, or Lease-purchased Property (valued at \$5,000 or more) (RCW 9A.56.096(5)(a))
	Theft with the Intent to Resell 2 (RCW 9A.56.340(3))
	Trafficking in Insurance Claims (RCW 48.30A.015)
	Unlawful Factoring of a Credit Card or Payment Card Transaction (RCW 9A.56.290(4)(a))
	Unlawful Participation of Non-Indians in Indian Fishery (RCW 77.15.570(2))
	Unlawful Practice of Law (RCW 2.48.180)
	Unlawful Purchase or Use of a License (RCW 77.15.650(3)(b))
	Unlawful Trafficking in Fish, Shellfish, or Wildlife 2 (RCW 77.15.260(3)(a))

LEVEL	OFFENSES
	Unlicensed Practice of a Profession or Business (RCW 18.130.190(7))
	Voyeurism (RCW 9A.44.115)
I	Attempting to Elude a Pursuing Police Vehicle (RCW 46.61.024)
	False Verification for Welfare (RCW 74.08.055)
	Forgery (RCW 9A.60.020)
	Fraudulent Creation or Revocation of a Mental Health Advance Directive (RCW 9A.60.060)
	Malicious Mischief 2 (RCW 9A.48.080)
	Mineral Trespass (RCW 78.44.330)
	Possession of Stolen Property 2 (RCW 9A.56.160)
	Reckless Burning 1 (RCW 9A.48.040)
	Spotlighting Big Game 1 (RCW 77.15.450(3)(b))
	Suspension of Department Privileges 1 (RCW 77.15.670(3)(b))
	Taking Motor Vehicle Without Permission 2 (RCW 9A.56.075)
	Theft 2 (RCW 9A.56.040)
	Theft from a Vulnerable Adult 2 (RCW 9A.56.400(2))
	Theft of Rental, Leased, or Lease-purchased Property (valued at \$750 or more but less than \$5,000) (RCW 9A.56.096(5)(b))
	Transaction of Insurance Business Beyond the Scope of Licensure (RCW 48.17.063)
	Unlawful Fish and Shellfish Catch Accounting (RCW 77.15.630(3)(b))
	Unlawful Issuance of Checks or Drafts (RCW 9A.56.060)
	Unlawful Possession of Fictitious Identification (RCW 9A.56.320)
	Unlawful Possession of Instruments of Financial Fraud (RCW 9A.56.320)
	Unlawful Possession of Payment Instruments (RCW 9A.56.320)
	Unlawful Possession of a Personal Identification Device (RCW 9A.56.320)
	Unlawful Production of Payment Instruments (RCW 9A.56.320)
	Unlawful Releasing, Planting, Possessing, or Replacing Deleterious Exotic Wildlife (RCW 77.15.250(2)(b))
	Unlawful Trafficking in Food Stamps (RCW 9.91.142)

LEVEL	OFFENSES
	Unlawful Use of Food Stamps (RCW 9.91.144)
	Unlawful Use of Net to Take Fish 1 (RCW 77.15.580(3)(b))
	Vehicle Prowl 1 (RCW 9A.52.095)
	Violating Commercial Fishing Area or Time 1 (RCW 77.15.550(3)(b))

[2024 c 55 s 1. Prior: 2023 c 196 § 3; 2023 c 7 § 3; 2022 c 231 § 13; (2022 c 231 § 12 expired July 1, 2022); 2021 c 215 § 99; 2020 c 344 § 4. Prior: 2019 c 271 § 7; 2019 c 243 § 5; 2019 c 64 § 3; 2019 c 46 § 5009. Prior: 2018 c 236 § 721. Prior: 2017 c 335 § 4; 2017 c 292 § 3; 2017 c 272 § 10; 2017 c 266 § 8; prior:2016 c 213 § 5; 2016 c 164 § 13; 2016 c 6 § 1; 2015 c 261 § 11; prior: 2013 c 322 § 26; 2013 c 290 § 8; 2013 c 267 § 2; 2013 c 153 § 2; prior: 2012 c 176 § 3; 2012 c 162 § 1; prior: 2010 c 289 § 11; 2010 c 227 § 9; prior: 2008 c 108 § 23; 2008 c 38 § 1; prior: 2007 c 368 § 14; 2007 c 199 § 10; prior:2006 c 277 § 6; 2006 c 228 § 9; 2006 c 191 § 2; 2006 c 139 § 2; 2006 c 128 § 3; 2006 c 73 § 12;prior: (2006 c 125 § 5 repealed by 2006 c 126 § 7); 2005 c 458 § 2; 2005 c 183 § 9; prior: 2004 c 176 § 2; 2004 c 94 § 3; (2004 c 94 § 2 expired July 1, 2004); prior: 2003 c 335 § 5; (2003 c 335 § 4 expired July 1, 2004); 2003 c 283 § 33; (2003 c 283 § 32 expired July 1, 2004); 2003 c 267 § 3; (2003 c 267 § 2 expired July 1, 2004); 2003 c 250 § 14; (2003 c 250 § 13 expired July 1, 2004); 2003 c 119 § 8; (2003 c 119 § 7 expired July 1, 2004); 2003 c 53 § 56; 2003 c 52 § 4; (2003 c 52 § 3 expired July 1, 2004); prior: 2002 c 340 § 2; 2002 c 324 § 2; 2002 c 290 § 7; (2002 c 290 § 2 expired July 1, 2003); 2002 c 253 § 4; 2002 c 229 § 2; 2002 c 134 § 2; 2002 c 133 § 4; prior: 2001 2nd sp.s. c 12 § 361; 2001 c 300 § 4; 2001 c 217 § 12; 2001 c 17 § 1; prior: 2001 c 310 § 4; 2001 c 287 § 3; 2001 c 224 § 3; 2001 c 222 § 24; 2001 c 207 § 3; 2000 c 225 § 5; 2000 c 119 § 17; 2000 c 66 § 2; prior: 1999 c 352 § 3; 1999 c 322 § 5; 1999 c 45 § 4; prior: 1998 c 290 § 4; 1998 c 219 § 4; 1998 c 82 § 1; 1998 c 78 § 1; prior: 1997 c 365 § 4; 1997 c 346 § 3; 1997 c 340 § 1; 1997 c 338 § 51; 1997 c 266 § 15; 1997 c 120 § 5; prior: 1996 c 302 § 6; 1996 c 205 § 3; 1996 c 36 § 2; prior: 1995 c 385 § 2; 1995 c 285 § 28; 1995 c 129 § 3 (Initiative Measure No. 159); prior: (1994 sp.s. c 7 § 510 repealed by 1995 c 129 § 19 (Initiative Measure No. 159)); 1994 c 275 § 20; 1994 c 53 § 2; prior: 1992 c 145 § 4; 1992 c 75 § 3; 1991 c 32 § 3; 1990 c 3 § 702; prior: 1989 2nd ex.s. c 1 § 3; 1989 c 412 § 3; 1989 c 405 § 1; 1989 c 271 § 102; 1989 c 99 § 1; prior: 1988 c 218 § 2; 1988 c 145 § 12; 1988 c 62 § 2; prior: 1987 c 224 § 1; 1987 c 187 § 4; 1986 c 257 § 23; 1984 c 209 § 17; 1983 c 115 § 3. Formerly RCW 9.94A.320.]

**Reviser's note:**

This section was amended by 2023 c 7 § 3 and by 2023 c 196 § 3, each without reference to the other. Both amendments are incorporated in the publication of this section under RCW 1.12.025(2). For rule of construction, see RCW 1.12.025(1)

**APPENDIX C:**

**Drug Offense Sentencing Grid - RCW 9.94A.517**

<b>Serious Level</b>	<b>Offender Score 0 to 2</b>	<b>Offender Score 3 to 5</b>	<b>Offender Score 6 to 9+</b>
Level III	51 to 68 months	68+ to 100 months	100+ to 120 months
Level II	12+ to 20 months	20+ to 60 months	60+ to 120 months
Level I	0 to 6 months	6+ to 18 months	12+ to 24 months

[2015 c 291 § 9; (2015 c 291 § 8 expired July 1, 2018); (2013 2nd sp.s. c 14 § 1 expired July 1, 2018); 2002 c 290 § 8.]

## APPENDIX D:

### Drug Offenses Included Within Each Seriousness Level - RCW 9.94A.518 (Effective July 23, 2023)

LEVEL	DRUG OFFENSES
III	Any felony offense under chapter 69.50 RCW with a deadly weapon special verdict under RCW 9.94A.825
	Controlled Substance Homicide (RCW 69.50.415)
	Delivery of imitation controlled substance by person eighteen or over to person under eighteen (RCW 69.52.030(2))
	Involving a minor in drug dealing (RCW 69.50.4015)
	Manufacture of methamphetamine (RCW 69.50.401(2)(b))
	Over 18 and deliver heroin, methamphetamine, a narcotic from Schedule I or II, or flunitrazepam from Schedule IV to someone under 18 (RCW 69.50.406)
	Over 18 and deliver narcotic from Schedule III, IV, or V or a nonnarcotic, except flunitrazepam or methamphetamine, from Schedule I-V to someone under 18 and 3 years junior (RCW 69.50.406)
	Possession of Ephedrine, Pseudoephedrine, or Anhydrous Ammonia with intent to manufacture methamphetamine (RCW 69.50.440)
	Selling for profit (controlled or counterfeit) any controlled substance (RCW 69.50.410)
II	Create, deliver, or possess a counterfeit controlled substance (RCW 69.50.4011)
	Deliver or possess with intent to deliver methamphetamine (RCW 69.50.401(2)(b))
	Delivery of a material in lieu of a controlled substance (RCW 69.50.4012)
	Maintaining a Dwelling or Place for Controlled Substances (RCW 69.50.402(1)(f))
	Manufacture, deliver, or possess with intent to deliver amphetamine (RCW 69.50.401(2)(b))
	Manufacture, deliver, or possess with intent to deliver narcotics from Schedule I or II

LEVEL	DRUG OFFENSES
	<p>or flunitrazepam from Schedule IV (RCW 69.50.401(2)(a))</p> <p>Manufacture, deliver, or possess with intent to deliver narcotics from Schedule III, IV, or V or nonnarcotics from Schedule I-V (except cannabis as defined in RCW 69.50.101, amphetamine, methamphetamines, or flunitrazepam) (RCW 69.50.401(2)(c) through (e))</p> <p>Manufacture, distribute, or possess with intent to distribute an imitation controlled substance (RCW 69.52.030(1))</p> <p>Possess, purchase, deliver, sell, or possess with intent to sell a tableting machine or encapsulating machine (section 1 of this act)</p>
I	<p>Forged Prescription (RCW 69.41.020)</p> <p>Forged Prescription for a Controlled Substance (RCW 69.50.403)</p> <p>Manufacture, deliver, or possess with intent to deliver cannabis as defined in RCW 69.50.101, (RCW 69.50.401(2)(c))</p> <p>Possess Controlled Substance that is a Narcotic from Schedule III, IV, or V or Nonnarcotic from Schedule I-V (RCW 69.50.4013)</p> <p>Possession of Controlled Substance that is either heroin or narcotics from Schedule I or II (RCW 69.50.4013)</p> <p>Unlawful Use of Building for Drug Purposes (RCW 69.53.010)</p>

[2023 c 66 s 2; 2022 c 16 s 5; (2022 c 16 s 4 expired July 1, 2023); 2021 c 311 s 15; 2003 c 53 s 57; 2002 c 290 s 9.]